



مِنَاجِح - تَاْمِيْرِيْ مَشُوْمَر تَاْر مَشُوْمَر

2020

مَرْكَزِيْ مَشُوْمَر



مِنَاجِح - تَاْمِيْرِيْ مَشُوْمَر تَاْر مَشُوْمَر  
كُوْمَر، مَرْكَزِيْ مَشُوْمَر





ਸੰਖੇਪ ਵਿੱਚ:

ਅੰਮ੍ਰਿਤ-ਨਾਮਕੀ ਸੰਸਥਾ ਨਿਰਮਾਣ, 03 ਫਰਵਰੀ 2017, ਸੋਮਵਾਰ, 2017

3317182 3015257 / 3015200 ਫ਼ੋਨ ਨੰਬਰ  
info@acc.gov.mv ਫ਼ੋਨ ਨੰਬਰ  
www.acc.gov.mv ਵੈੱਬਸਾਈਟ

ਅੰਮ੍ਰਿਤ-ਨਾਮਕੀ ਸੰਸਥਾ ਨਿਰਮਾਣ, ਸੋਮਵਾਰ, 2017  
ਅੰਮ੍ਰਿਤ-ਨਾਮਕੀ ਸੰਸਥਾ ਨਿਰਮਾਣ, ਸੋਮਵਾਰ, 2017  
ਅੰਮ੍ਰਿਤ-ਨਾਮਕੀ ਸੰਸਥਾ ਨਿਰਮਾਣ, ਸੋਮਵਾਰ, 2017

ਅੰਮ੍ਰਿਤ-ਨਾਮਕੀ ਸੰਸਥਾ ਨਿਰਮਾਣ (ਅੰਮ੍ਰਿਤ-ਨਾਮਕੀ ਸੰਸਥਾ ਨਿਰਮਾਣ 14 (YNO-AM-2021/3) ਨੰਬਰ  
2021 ਵਿੱਚ ਅੰਮ੍ਰਿਤ-ਨਾਮਕੀ ਸੰਸਥਾ ਨਿਰਮਾਣ.

© ਅੰਮ੍ਰਿਤ-ਨਾਮਕੀ ਸੰਸਥਾ ਨਿਰਮਾਣ, 2021

ਅੰਮ੍ਰਿਤ-ਨਾਮਕੀ ਸੰਸਥਾ ਨਿਰਮਾਣ, ਸੋਮਵਾਰ, 2017  
ਅੰਮ੍ਰਿਤ-ਨਾਮਕੀ ਸੰਸਥਾ ਨਿਰਮਾਣ, ਸੋਮਵਾਰ, 2017

تاریخچه

7 ..... ارسطو

9 ..... هراکلیس

10 ..... تاریخچه سیرت زریزی و ارسطو و آثار هر دو ناموفق است

12 ..... دیدگاه سقراط

13 ..... تاریخچه سیرت زریزی و ارسطو و آثار هر دو ناموفق است

14 ..... موفو 1: مکتب سقراط ناموفق در ارسطو، 2020

15 ..... موفو 2: مکتب سقراط ناموفق در ارسطو و افلاطون، 2020

16 ..... موفو 3: مکتب سقراط ناموفق در ارسطو و سقراط و ارسطو، 2020

17 ..... موفو 4: مکتب سقراط ناموفق در ارسطو و ارسطو، 2020

18 ..... موفو 5: دکارت و ارسطو و ارسطو، 2020

19 ..... موفو 6: ارسطو و ارسطو، 2020

19 ..... موفو 7: هابز و ارسطو و ارسطو، 2020

20 ..... موفو 8: سیرت و ارسطو و سقراط، 2020

21 ..... موفو 9: سیرت و ارسطو و افلاطون، 2020

22 ..... موفو 10: ارسطو و ارسطو و ارسطو، 2020

23 ..... موفو 11: ارسطو و ارسطو و ارسطو و ارسطو، 2020

24 ..... موفو 12: ارسطو و ارسطو و ارسطو و ارسطو، 2020

25 ..... موفو 13.1: ارسطو و ارسطو و ارسطو و ارسطو، 2020

25 ..... موفو 13.2: ارسطو و ارسطو و ارسطو و ارسطو، 2020

26 ..... موفو 14: ارسطو و ارسطو و ارسطو و ارسطو، 2020

27 ..... موفو 15: ارسطو و ارسطو و ارسطو و ارسطو، 2020

28 ..... موفو 16: ارسطو و ارسطو و ارسطو و ارسطو، 2020

28 ..... موفو 17: ارسطو و ارسطو و ارسطو و ارسطو، 2020

29 ..... موفو 18: ارسطو و ارسطو و ارسطو و ارسطو، 2020

29 ..... موفو 19: ارسطو و ارسطو و ارسطو و ارسطو، 2020

30 ..... موفو 20: ارسطو و ارسطو و ارسطو و ارسطو، 2020



















محرور 1: مبرج سولج مبر نامرورور ور سورورور، 2020

Table 1: Registered Cases, 2020

	Initiated by the Commission تار سولورور ار سورور ار سورور		From other Institutions ترار سورور ار ترر ترر سورور		Lodged by Individuals ار ورور ترر سورور سورور		
	Registered مبرج سولج مبر نامر	Concluded مبرورور	Registered مبرج سولج مبر نامر	Concluded مبرورور	Registered مبرج سولج مبر نامر	Concluded مبرورور	
January	12	1	2	2	68	28	مب سورور
February	24	3	7	0	65	30	نورور سورور
March	2	0	6	3	70	18	ور سورور
April	3	1	3	0	25	25	ار سورور
May	11	2	0	2	12	17	ور
June	15	4	4	4	48	36	مب سورور
July	2	8	6	0	47	20	مب سورور
August	6	4	35	0	51	25	ار سورور
September	6	6	37	0	92	25	سورور سورور سورور
October	0	10	12	1	108	45	ار سورور سورور
November	1	3	6	0	38	34	مب سورور سورور
December	0	14	9	6	105	50	مب سورور سورور
<b>TOTAL</b>	<b>82</b>	<b>56</b>	<b>127</b>	<b>18</b>	<b>729</b>	<b>353</b>	مب سورور



ދަތުރު 3: ދިވެހިރާއްޖޭގެ ތަޢާރުތަކުގެ ދަށުން 2020 ވަނަ އަހަރު ރިޖިސްޓަރުކުރި ވަނަވަންތަކުގެ އަދަދު

Table 3: Number of Cases Registered by Locality, 2020

Locality	މިނިސްޓްރީގެ ދަށުން ރިޖިސްޓަރުކުރި ވަނަވަންތަކުގެ އަދަދު	Total	ދިވެހި ރާއްޖޭގެ ބޭރުން ރިޖިސްޓަރުކުރި ވަނަވަންތަކުގެ އަދަދު	Rejected	ދިވެހި ރާއްޖޭގެ ތެރޭގައި ރިޖިސްޓަރުކުރި ވަނަވަންތަކުގެ އަދަދު	To investigate	ދިވެހި ރާއްޖޭގެ ބޭރުން ރިޖިސްޓަރުކުރި ވަނަވަންތަކުގެ އަދަދު	Referred to other institutions	ދިވެހި ރާއްޖޭގެ ބޭރުން ރިޖިސްޓަރުކުރި ވަނަވަންތަކުގެ އަދަދު	Concluded	މިނިސްޓްރީގެ ދަށުން ރިޖިސްޓަރުކުރި ވަނަވަންތަކުގެ އަދަދު
<b>Maldives</b>	<b>938</b>	<b>67</b>	<b>418</b>	<b>49</b>	<b>427</b>						
<b>Male'</b>	<b>485</b>	<b>32</b>	<b>249</b>	<b>15</b>	<b>193</b>						
<b>Atolls</b>	<b>453</b>	<b>35</b>	<b>169</b>	<b>34</b>	<b>234</b>						
North Thiladhunmathi (HA)	32	0	11	4	15						
South Thiladhunmathi (HDh)	23	1	8	1	15						
North Miladhunmadulu (Sh)	23	0	9	1	9						
South Miladhunmadulu (N)	20	1	6	4	16						
North Maalhosmadulu (R)	31	2	4	1	17						
South Maalhosamadulu (B)	10	2	6	2	10						
Faadhhippolhu (Lh)	20	1	8	2	6						
Kaafu Atoll (K)	18	4	14	5	7						
North Ari Atoll (AA)	13	1	2	1	8						
South Ari Atoll (ADh)	18	1	6	3	9						
Felidhu Atoll (V)	6	1	6	0	5						
Mulakatholhu (M)	7	1	2	0	3						
North Nilandhe Atoll (F)	8	0	5	0	2						
South Nilandhe Atoll (Dh)	13	2	2	1	4						
Kolhumadulu (Th)	20	3	10	2	9						
Hadhhdhunmathi (L)	45	5	14	3	23						
North Huvadhu Atoll (GA)	38	1	11	3	17						
South Huvadhu Atoll (GDh)	51	2	16	1	18						
Fuvahmulah (Gn)	13	4	7	0	11						
Addu Atoll (S)	44	3	22	0	30						

Table 4: Number of Cases Registered by Addressee, 2020

Table 4: Number of Cases Registered by Addressee, 2020

Institutions	1	2	3	4	Sum	Institution Name
	Q1	Q2	Q3	Q4	Total	
<b>Total</b>	<b>259</b>	<b>132</b>	<b>282</b>	<b>279</b>	<b>952</b>	<b>Sum</b>
The President's Office	2	1	0	20	23	President's Office
Judiciary	7	0	3	8	18	Judiciary
Ministry of Education	24	1	13	21	59	Ministry of Education
Ministry of Higher Education	1	0	0	1	2	Ministry of Higher Education
Ministry of Health	7	17	30	15	69	Ministry of Health
Ministry of Gender Family and Social Service	2	1	1	1	5	Ministry of Gender Family and Social Service
Ministry of Home Affairs	5	1	2	6	14	Ministry of Home Affairs
Ministry of Environment	2	0	2	2	6	Ministry of Environment
Ministry of Transport and Civil Aviation	5	0	13	13	31	Ministry of Transport and Civil Aviation
Ministry of Economic Development	3	1	1	2	7	Ministry of Economic Development
Ministry of Defence	4	1	2	5	12	Ministry of Defence
Ministry of Fisheries, Marine resources and Agriculture	1	2	3	4	10	Ministry of Fisheries, Marine resources and Agriculture
Ministry of Finance	3	13	4	1	21	Ministry of Finance
Ministry of Tourism	3	2	10	0	15	Ministry of Tourism
Ministry of Islamic Affairs	6	10	3	3	22	Ministry of Islamic Affairs
Ministry of Foreign Affairs	1	0	1	0	2	Ministry of Foreign Affairs
Ministry of National Planning, Housing and Infrastructure	0	2	7	2	11	Ministry of National Planning, Housing and Infrastructure
Ministry of National Planning and Infrastructure	2	0	0	0	2	Ministry of National Planning and Infrastructure
Ministry of Housing and Urban Development	6	0	0	0	6	Ministry of Housing and Urban Development
Ministry of Youth, Sports and Community Empowerment	4	1	4	8	17	Ministry of Youth, Sports and Community Empowerment
Ministry of Communication, Science and Technology	1	0	0	0	1	Ministry of Communication, Science and Technology
Attorney General's Office	2	0	0	1	3	Attorney General's Office
Independent Commissions	17	12	11	8	48	Independent Commissions
City Councils	9	11	15	15	50	City Councils
Atoll Councils	5	1	1	7	14	Atoll Councils
Island Councils	80	28	54	81	243	Island Councils
Public Companies	39	25	96	44	204	Public Companies
Associations	0	0	1	2	3	Associations
Cooperative Societies	2	0	0	0	2	Cooperative Societies
Others	16	2	5	9	32	Others

گھوڑے 5: دیکھائی، ریسرچ، گھوڑے کی گھوڑے، 2020

Table 5: Investigations Conducted in Male', 2020

Details	گھوڑے کی گھوڑے	
	Total	
Offices/Institutions	173	دہشت گردوں کے سرکاری دفاتر اور ادارے
Investigation Teams	13	گھوڑے کی گھوڑے کی ریسرچ ٹیمیں
No. of Cases	132	دہشت گردوں کی گھوڑے
No. Field Visits	413	دہشت گردوں کے گھروں اور دفاتر کی گھوڑے
No. of summons	339	گھوڑے کی گھوڑے کی گھوڑے کی گھوڑے
Summoned via a warrant	23	دہشت گردوں کے گھروں اور دفاتر کی گھوڑے
Summoned via Phone	316	گھوڑے کی گھوڑے کی گھوڑے کی گھوڑے
Summoned via a Court Order	0	دہشت گردوں کے گھروں اور دفاتر کی گھوڑے
No. of Suspects Summoned	82	گھوڑے کی گھوڑے کی گھوڑے کی گھوڑے
Summoned for information clarification	257	دہشت گردوں کے گھروں اور دفاتر کی گھوڑے
No. of Statements	338	دہشت گردوں کی گھوڑے
No. of court orders obtained for investigations	09	گھوڑے کی گھوڑے کی گھوڑے کی گھوڑے

ಹೊತ್ತ 6: ಅಣ್ಣುಹೊತ್ತಿನಲ್ಲಿ ರಿಸ್ಕಿ ಹೊತ್ತಿನಲ್ಲಿ 2020

Table 6: Investigations Conducted at Atolls, 2020

Details	ಹೊತ್ತ	
	Total	ಹೊತ್ತಿನಲ್ಲಿ ರಿಸ್ಕಿ ಹೊತ್ತಿನಲ್ಲಿ
Atoll(s)	1	ಅಣ್ಣು
Island(s)	5	ಹೊತ್ತ
Investigation Teams	1	ಹೊತ್ತಿನಲ್ಲಿ ರಿಸ್ಕಿ ಹೊತ್ತಿನಲ್ಲಿ
No. of Cases	13	ದರಿಸ್ಕೊತ್ತಿನಲ್ಲಿ ಅಣ್ಣು
No. of summons	24	ಹೊತ್ತಿನಲ್ಲಿ ರಿಸ್ಕಿ ಹೊತ್ತಿನಲ್ಲಿ ದರಿಸ್ಕೊತ್ತಿನಲ್ಲಿ ಅಣ್ಣು
Summoned via a warrant	0	ಅಣ್ಣು ದರಿಸ್ಕೊತ್ತಿನಲ್ಲಿ ರಿಸ್ಕಿ ಹೊತ್ತಿನಲ್ಲಿ ಅಣ್ಣು
Summoned via Phone	24	ಹೊತ್ತಿನಲ್ಲಿ ರಿಸ್ಕಿ ಹೊತ್ತಿನಲ್ಲಿ ದರಿಸ್ಕೊತ್ತಿನಲ್ಲಿ ಅಣ್ಣು
Summoned via a Court Order	0	ಹೊತ್ತಿನಲ್ಲಿ ರಿಸ್ಕಿ ಹೊತ್ತಿನಲ್ಲಿ ದರಿಸ್ಕೊತ್ತಿನಲ್ಲಿ ಅಣ್ಣು
No. of Suspects Summoned	6	ಹೊತ್ತಿನಲ್ಲಿ ರಿಸ್ಕಿ ಹೊತ್ತಿನಲ್ಲಿ ದರಿಸ್ಕೊತ್ತಿನಲ್ಲಿ ಅಣ್ಣು
Summoned for information clarification	18	ದರಿಸ್ಕೊತ್ತಿನಲ್ಲಿ ರಿಸ್ಕಿ ಹೊತ್ತಿನಲ್ಲಿ ದರಿಸ್ಕೊತ್ತಿನಲ್ಲಿ ಅಣ್ಣು
No. of Statements	43	ಹೊತ್ತಿನಲ್ಲಿ ಅಣ್ಣು

ಹೊತ್ತ 7: ಹೊತ್ತಿನಲ್ಲಿ ರಿಸ್ಕಿ ಹೊತ್ತಿನಲ್ಲಿ ದರಿಸ್ಕೊತ್ತಿನಲ್ಲಿ 2020

Table 7: Details of Cases Concluded, 2020

Details	ಹೊತ್ತ	
	Total	ದರಿಸ್ಕೊತ್ತಿನಲ್ಲಿ ಹೊತ್ತಿನಲ್ಲಿ ರಿಸ್ಕಿ ಹೊತ್ತಿನಲ್ಲಿ
No. of cases concluded after evaluation	886	ಅಣ್ಣು ದರಿಸ್ಕೊತ್ತಿನಲ್ಲಿ ರಿಸ್ಕಿ ಹೊತ್ತಿನಲ್ಲಿ ಹೊತ್ತಿನಲ್ಲಿ
No. of cases concluded after an investigation	75	ಹೊತ್ತಿನಲ್ಲಿ ರಿಸ್ಕಿ ಹೊತ್ತಿನಲ್ಲಿ ದರಿಸ್ಕೊತ್ತಿನಲ್ಲಿ ಅಣ್ಣು
Concluded to send to PG Office	10	ದರಿಸ್ಕೊತ್ತಿನಲ್ಲಿ ರಿಸ್ಕಿ ಹೊತ್ತಿನಲ್ಲಿ ಹೊತ್ತಿನಲ್ಲಿ ಅಣ್ಣು
Dismissed due to insufficient evidence	323	ಅಣ್ಣು ದರಿಸ್ಕೊತ್ತಿನಲ್ಲಿ ರಿಸ್ಕಿ ಹೊತ್ತಿನಲ್ಲಿ ಹೊತ್ತಿನಲ್ಲಿ ಅಣ್ಣು
Sent to PG Office under joint investigation	4	ಹೊತ್ತಿನಲ್ಲಿ ರಿಸ್ಕಿ ಹೊತ್ತಿನಲ್ಲಿ ದರಿಸ್ಕೊತ್ತಿನಲ್ಲಿ ಅಣ್ಣು

8: 2020 ގަވާއިދު ދަށުން ނިންމާލި ސަލާމަތް ދިނުމުގެ ވަނަވަނަ ދަށުން ނިންމާލި 2020

Table 8: Number of Cases Concluded by Locality, 2020

Locality	Concluded	ދަށުން ނިންމާލި
<b>Maldives</b>	<b>427</b>	<b>މުޅި ދިވެހިރާއްޖެ</b>
<b>Male'</b>	<b>193</b>	<b>މާލެ</b>
<b>Atolls</b>	<b>234</b>	<b>ދިވެހިރާއްޖޭގެ ޅަންދަރުފަތްތައް</b>
North Thiladhunmathi (HA)	15	އެކުލަދަނުދަތް ދެކުލަދަނުދަތް (ހ)
South Thiladhunmathi (HDh)	15	އެކުލަދަނުދަތް ދެކުލަދަނުދަތް (ށ)
North Miladhunmadulu (Sh)	9	މަލެ ދެކުލަދަނުދަތް ދެކުލަދަނުދަތް (ނ)
South Miladhunmadulu (N)	16	މަލެ ދެކުލަދަނުދަތް ދެކުލަދަނުދަތް (ރ)
North Maalhosmadulu (R)	17	މަލެ ދެކުލަދަނުދަތް ދެކުލަދަނުދަތް (ބ)
South Maalhosamadulu (B)	10	މަލެ ދެކުލަދަނުދަތް ދެކުލަދަނުދަތް (ޅ)
Faadhhippolhu (Lh)	6	ފަތިހު ދެކުލަދަނުދަތް ދެކުލަދަނުދަތް (ކ)
Kaafu Atoll (K)	7	މަލެ ދެކުލަދަނުދަތް ދެކުލަދަނުދަތް (ވ)
North Ari Atoll (AA)	8	އެކުލަދަނުދަތް ދެކުލަދަނުދަތް (އ)
South Ari Atoll (ADh)	9	އެކުލަދަނުދަތް ދެކުލަދަނުދަތް (ޅ)
Felidhu Atoll (V)	5	ފަތިހު ދެކުލަދަނުދަތް ދެކުލަދަނުދަތް (ޅ)
Mulakatholhu (M)	3	މަލެ ދެކުލަދަނުދަތް ދެކުލަދަނުދަތް (ކ)
North Nilandhe Atoll (F)	2	ނިލަންދަތް ދެކުލަދަނުދަތް ދެކުލަދަނުދަތް (ފ)
South Nilandhe Atoll (Dh)	4	ނިލަންދަތް ދެކުލަދަނުދަތް ދެކުލަދަނުދަތް (ދ)
Kolhumadulu (Th)	9	މަލެ ދެކުލަދަނުދަތް ދެކުލަދަނުދަތް (ތ)
Hadhdhunmathi (L)	23	ހަދަދުނުމަތް ދެކުލަދަނުދަތް ދެކުލަދަނުދަތް (ލ)
North Huvadhu Atoll (GA)	17	ހުވަދުނުމަތް ދެކުލަދަނުދަތް ދެކުލަދަނުދަތް (ގ)
South Huvadhu Atoll (GDh)	18	ހުވަދުނުމަތް ދެކުލަދަނުދަތް ދެކުލަދަނުދަތް (ޅ)
Fuvahmulah (Gn)	11	ފުވަތު ދެކުލަދަނުދަތް ދެކުލަދަނުދަތް (ނ)
Addu Atoll (S)	30	އަދު ދެކުލަދަނުދަތް ދެކުލަދަނުދަތް (ސ)
Not Stated	0	މަލެ ދެކުލަދަނުދަތް ދެކުލަދަނުދަތް

گھوٹو 9: سہسرو دريساوسوندي گھوٹو، 2020  
 Table 9: Concluded Cases by Type, 2020

Type	تعمیر	گھوٹو
	Total	
<b>Total</b>	<b>427</b>	<b>تعمیر</b>
Providing undue advantage for a third party	333	سرخ ارج فوٹر سکرپس
Personal Gain	50	سرخ ارج فوٹر سکرپس
Bribery	12	برسٹو
Defying Commission's rulings	1	تاد سکرپس سہسرو دريساوسوندي گھوٹو
Concealing Evidence	3	سرخ ارج فوٹر سکرپس
Misrepresentation	1	سرخ ارج فوٹر سکرپس
Negligence	3	سرخ ارج فوٹر سکرپس
Actions that preclude an advantage to the state	16	سرخ ارج فوٹر سکرپس سرخ ارج فوٹر سکرپس
Violation of laws & regulations	8	سرخ ارج فوٹر سکرپس

හොඳින් 10: අයිරිකරණයට ලක්වූ පුද්ගලයන්ගේ අයිරිකරණයට ලක්වූ 2020

Table 10: Number of Recommendations by Addressee, 2020

Institution	Change in Policy නියෝජන වෙනස් කිරීම	Reversing process විවර්තන ක්‍රියාව	Administrative action on individual නිදහස් පුද්ගලයන්ගේ පාලන ක්‍රියාව	Asset recovery සම්පත් සහතික කිරීම	others නැවතීය	Total මුළු	අයිරිකරණය
<b>TOTAL</b>	<b>63</b>	<b>18</b>	<b>3</b>	<b>8</b>	<b>117</b>	<b>209</b>	<b>209</b>
President's Office	2	0	0	0	2	4	ප්‍රධානියාගේ කාර්යාලය
Parliament	1	0	1	1	0	3	පාර්ලිමේන්තුව
Judiciary	2	0	0	1	4	7	නීතිපතිවරයාගේ කාර්යාලය
Ministry of Education	3	1	0	0	9	13	විද්‍යා මණ්ඩලය
Ministry of Health	3	2	0	1	7	13	සෞඛ්‍ය මණ්ඩලය
Ministry of Home Affairs	2	0	0	0	14	16	අභ්‍යන්තර කටයුතු මණ්ඩලය
Ministry of Environment	0	0	0	0	3	3	පරිසර මණ්ඩලය
Ministry of Transport and Civil Aviation	0	1	0	0	2	3	වාහන සහ නැව් ගමන් මණ්ඩලය
Ministry of Defence	0	0	0	0	2	2	රජයේ හමුදා
Ministry of Fisheries & Agriculture	1	0	0	0	0	1	මත්ස්‍ය සහ කෘෂි මණ්ඩලය
Ministry of Finance	4	2	1	1	12	20	මුදල් මණ්ඩලය
Ministry of Tourism	1	0	0	0	0	1	මංගල්‍ය මණ්ඩලය
Ministry of Islamic Affairs	2	1	0	0	2	5	ඉස්ලාමික කටයුතු මණ්ඩලය
Ministry of Foreign Affairs	1	0	0	0	0	1	විදේශ කටයුතු මණ්ඩලය
Ministry of National Planning, Housing and Infrastructure	3	1	0	0	7	11	ජාතික සැලසුම්, නිවස සහ පහසුකම් මණ්ඩලය
Ministry of National Planning & Infrastructure	1	0	1	0	0	2	ජාතික සැලසුම් මණ්ඩලය
Ministry of Housing & Urban Development	1	0	0	0	5	6	නිවස සහ නගර සංවර්ධන මණ්ඩලය
Ministry of Youth, Sports and Community Empowerment	1	0	0	0	4	5	වයස, ක්‍රීඩා සහ ප්‍රජා ශක්තිමත් කිරීම මණ්ඩලය
Independent Commissions	16	3	0	2	26	47	ස්වාධීන කමිෂන්
City Councils	1	0	0	2	1	4	නගර සභා
Atoll Councils	0	1	0	0	0	1	දූපත සභා
Island Councils	13	4	0	0	10	27	දූපත සභා
Public Companies	5	2	0	0	6	13	සර්කාරු සමාගම්
Associations	0	0	0	0	1	1	සංවිධාන

گورنر 11: عوامی سروسوں میں غیر قانونی طور پر فائدہ دلانے کے لیے تیار کیے گئے کیسز کی تفصیلی فہرست، جن میں سے کچھ کیسز کی تصاویر 2020

Table 11: Type of Charges in Cases sent to Prosecutor General’s Office, 2020

Type	تعداد کی تعداد	تعداد
<b>TOTAL</b>	<b>54</b>	<b>تعداد</b>
Providing undue advantage for a third party	11	سب سے زیادہ فائدہ دینے والے کیسز
Personal Gain/ Undue Advantage	2	سب سے زیادہ فائدہ دینے والے کیسز
Acting in a manner which precludes an advantage to public or state	4	عوامی یا ریاست کے فائدے کو روکنے والے کیسز اور ایسی صورتوں میں
Tampering with Writings, Records, or Devices	1	اداریہ دستاویزوں، ریکارڈز اور آلاتوں کو ہتھیانے یا بدلنے والے کیسز اور ایسی صورتوں میں
Deceptive Practices / Providing false or misleading information	2	اداریہ دستاویزوں اور ہتھیانے / سہارے والے کیسز اور ایسی صورتوں میں
Influencing Official Conduct / Illegal communication	2	سرکاری عمل کو متاثر کرنے والے کیسز اور ایسی صورتوں میں / غیر قانونی بات چیت
Failure to perform a mandatory duty as required by law	10	قانون کی ضرورت کے مطابق لازمی فرائض کو نبھانے میں ناکامی اور ایسی صورتوں میں
Perform an act that is not lawfully authorized	4	سرکاری عمل کو متاثر کرنے والے کیسز اور ایسی صورتوں میں / غیر قانونی طور پر
Misuse of Power / Official misconduct	18	سرکاری عمل کو متاثر کرنے والے کیسز اور ایسی صورتوں میں / غیر قانونی طور پر





2020 : 14 قۇرغۇچىسىغا ئىشەنچسىزلىك ئىشلىرىنىڭ قىسقىچە خۇلاسەسى، 2020

Table 14: Returned Cases from Prosecutor General’s Office, 2020

	1	2	3	4	جەمئىي	
	Q1	Q2	Q3	Q4	Total	
Cases returned	7	0	2	6	15	رەسەن ئېلىنغان قۇرغۇچىسىغا ئىشەنچسىزلىك ئىشلىرى
For further investigation	0	0	1	0	1	رەسەن ئېلىنغان قۇرغۇچىسىغا ئىشەنچسىزلىك ئىشلىرى
Insufficient evidence to prosecute	0	0	0	1	1	چەتلىك ئىشەنچسىزلىك ئىشلىرى، قۇرغۇچىسىغا ئىشەنچسىزلىك ئىشلىرى، چەتلىك ئىشەنچسىزلىك ئىشلىرى، چەتلىك ئىشەنچسىزلىك ئىشلىرى
For further clarification/document collection	0	0	0	2	2	رەسەن ئېلىنغان قۇرغۇچىسىغا ئىشەنچسىزلىك ئىشلىرى، چەتلىك ئىشەنچسىزلىك ئىشلىرى
Lack of interest to prosecute	4	0	1	0	5	قۇرغۇچىسىغا ئىشەنچسىزلىك ئىشلىرى، چەتلىك ئىشەنچسىزلىك ئىشلىرى
Recommended for administrative action	0	0	0	1	1	رەسەن ئېلىنغان قۇرغۇچىسىغا ئىشەنچسىزلىك ئىشلىرى، چەتلىك ئىشەنچسىزلىك ئىشلىرى
Lack of criminal standard of proof/lack of criminal evidence	2	0	0	0	2	قۇرغۇچىسىغا ئىشەنچسىزلىك ئىشلىرى، چەتلىك ئىشەنچسىزلىك ئىشلىرى، چەتلىك ئىشەنچسىزلىك ئىشلىرى
Due to limitations to prosecute	1	0	0	1	2	قۇرغۇچىسىغا ئىشەنچسىزلىك ئىشلىرى، چەتلىك ئىشەنچسىزلىك ئىشلىرى
To conclude under the second chance program	0	0	0	0	0	رەسەن ئېلىنغان قۇرغۇچىسىغا ئىشەنچسىزلىك ئىشلىرى، چەتلىك ئىشەنچسىزلىك ئىشلىرى
To recover the due/compensatory amount	0	0	0	1	1	قۇرغۇچىسىغا ئىشەنچسىزلىك ئىشلىرى، چەتلىك ئىشەنچسىزلىك ئىشلىرى، چەتلىك ئىشەنچسىزلىك ئىشلىرى





2020 : 18 : School Integrity Program, 2020

Table 18: School Integrity Program, 2020

	Parents	Teachers	Students	
	0	4	10	No. of Sessions
No. of Participants	0	67	462	No. of Participants
No. of Islands	0	2	3	No. of Islands

2020 : 19 : Other Awareness Sessions Conducted, 2020

Table 19: Other Awareness Sessions Conducted, 2020

	Total	
	9	No. of Sessions
3	No. of Islands participated	
356	Participants	

گروپ 20: انٽرنيشنل ادارن ۽ ادارن سان ٿيل ڳالهائڻ جي ڳالهائڻ، 2020  
 Table 20: Focus Group Discussions with Institutions, 2020

	ڪُل	
	Total	
No. of Sessions	4	ٽيڪسٽي انٽرنيشنل
Institution	4	انٽرنيشنل
Participants	46	ڪارپوريشنل انٽرنيشنل

گروپ 21: ڊيٽا جي ڳالهائڻ جي ڳالهائڻ جي ڳالهائڻ جي ڳالهائڻ جي ڳالهائڻ، 2020  
 Table 21: Number of Requests for Information under Right to Information Act, 2020

Details	انٽرنيشنل	ڪوٺڻ
	Amount	
No. of requests for information	9	ڊيٽا جي ڳالهائڻ جي ڳالهائڻ جي ڳالهائڻ جي ڳالهائڻ
No. of responses to requests	8	ڊيٽا جي ڳالهائڻ جي ڳالهائڻ جي ڳالهائڻ جي ڳالهائڻ
No. of requests for which information was declared	7	ڊيٽا جي ڳالهائڻ جي ڳالهائڻ جي ڳالهائڻ جي ڳالهائڻ
No. of requests for which information was denied	1	ڊيٽا جي ڳالهائڻ جي ڳالهائڻ جي ڳالهائڻ جي ڳالهائڻ

گورنر 22: تاج سیکورٹی ڈیویژن کے ذریعے سب سے زیادہ درخواستیں دہرائے گئے ہیں اور ان کی تعداد 5494 ہے۔

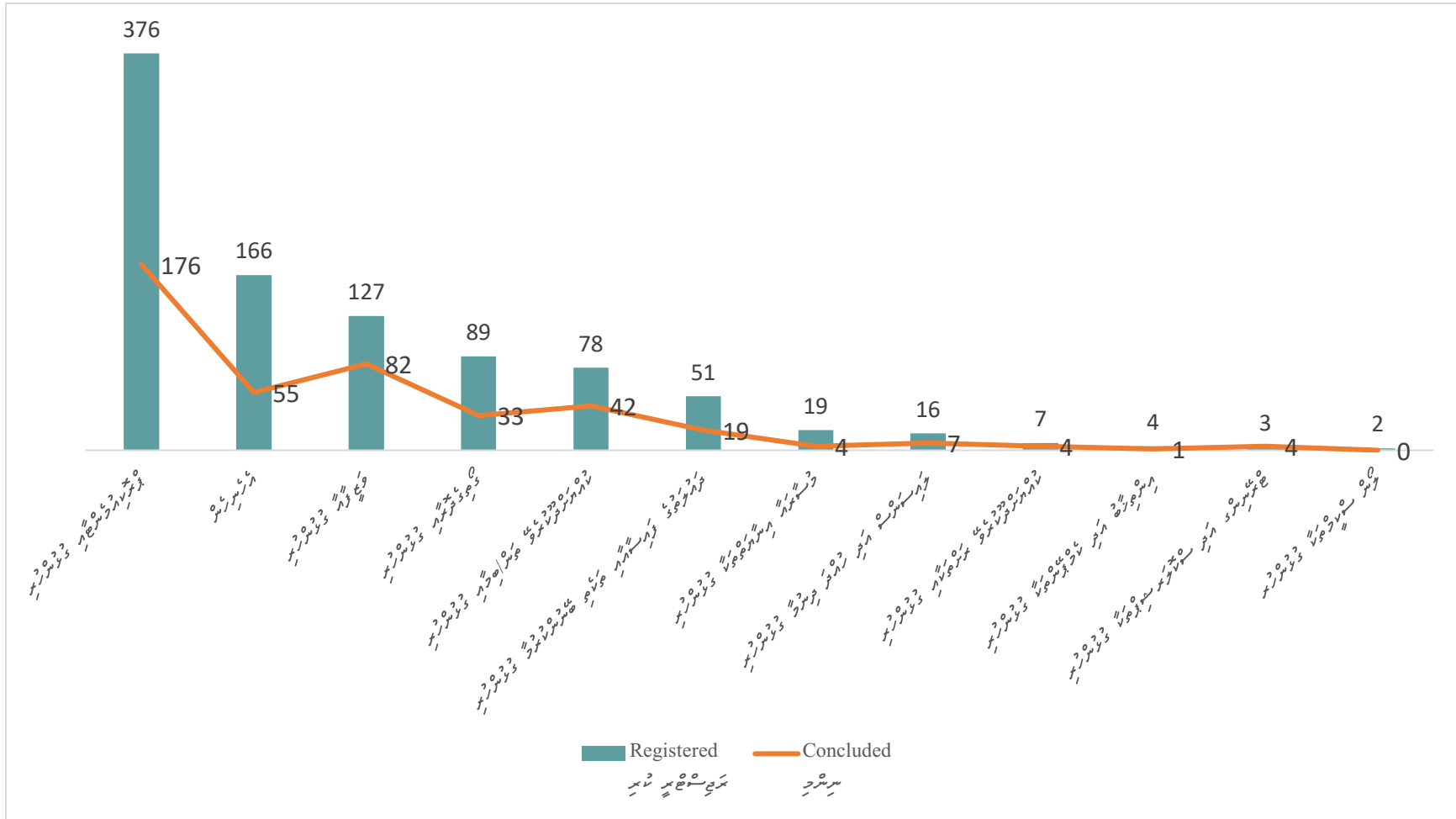
Table 22: Number of Criminal Records Cleared, 2020

	تعداد	
	Total	
No. of requests via form	5183	سب سے زیادہ درخواستیں دہرائے گئے ہیں
No. of requests via letters	311	سب سے زیادہ درخواستیں دہرائے گئے ہیں
Total requests for record clearance	5494	سب سے زیادہ درخواستیں دہرائے گئے ہیں
No. of records cleared	5494	سب سے زیادہ درخواستیں دہرائے گئے ہیں
No. of persons who had record(s)	0	سب سے زیادہ درخواستیں دہرائے گئے ہیں
No. of persons who had no record(s)	5494	سب سے زیادہ درخواستیں دہرائے گئے ہیں



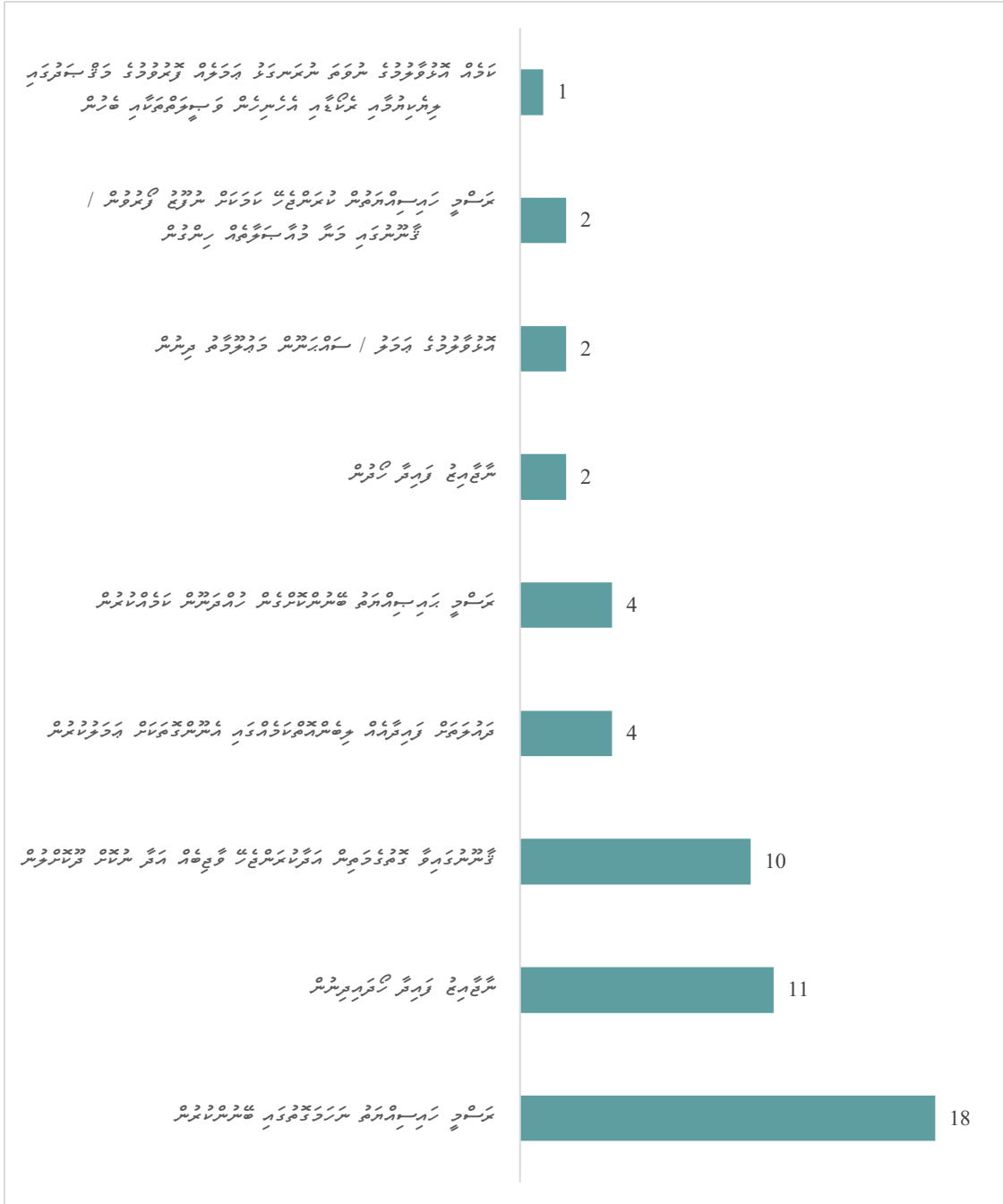
شکل 3: ثبت و ختم شده پرونده‌ها بر اساس نوع، 2020

Chart 3: Registered and Concluded Cases by Type, 2020



گراف 4: جنرل پراسیکیوٹر کے دفتر کو ارسال کیے جانے والے کیسوں کی تعداد کی نوعیت کے بارے میں، 2020

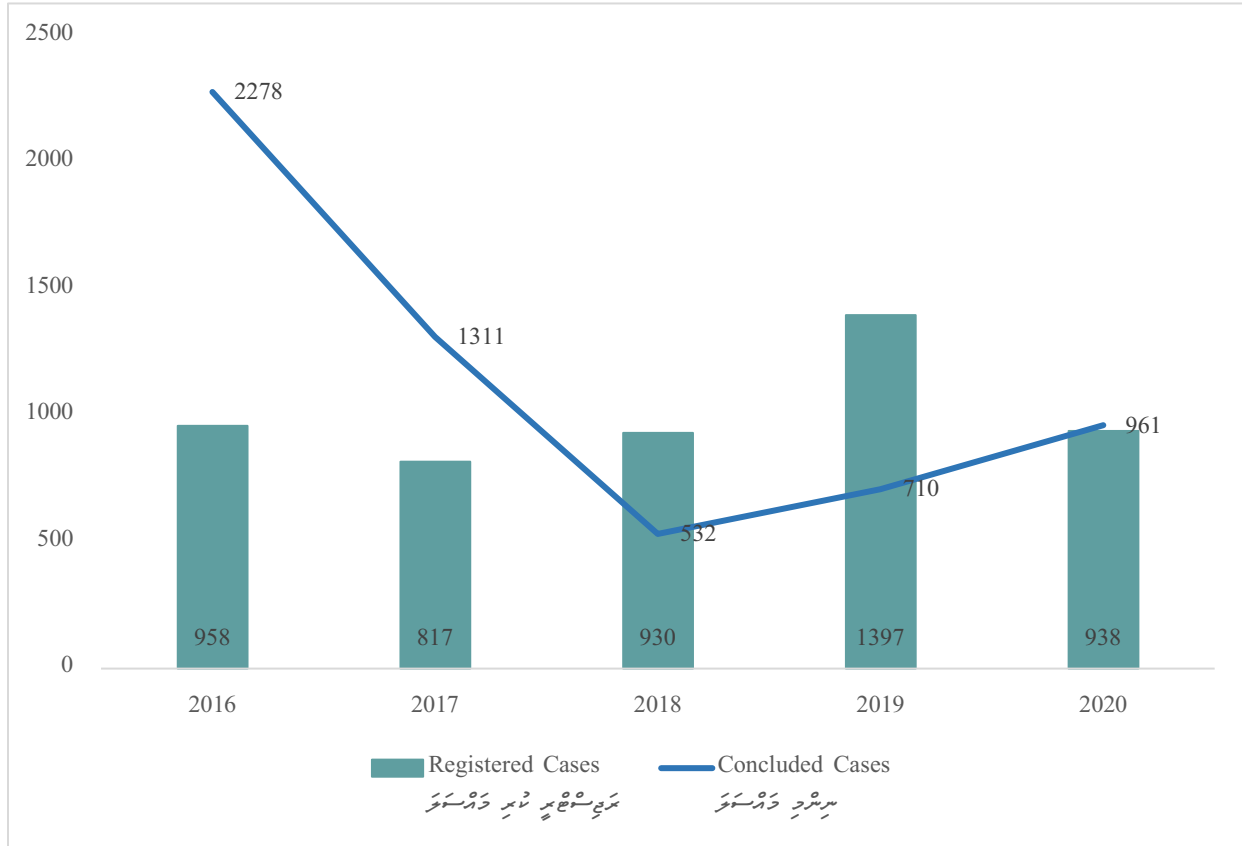
Chart 4: Number of Cases sent to Prosecutor General’s Office by Type of Charges, 2020



تجزیہ و 5 سالہ معیاریہ اعداد و شمار کا مجموعہ

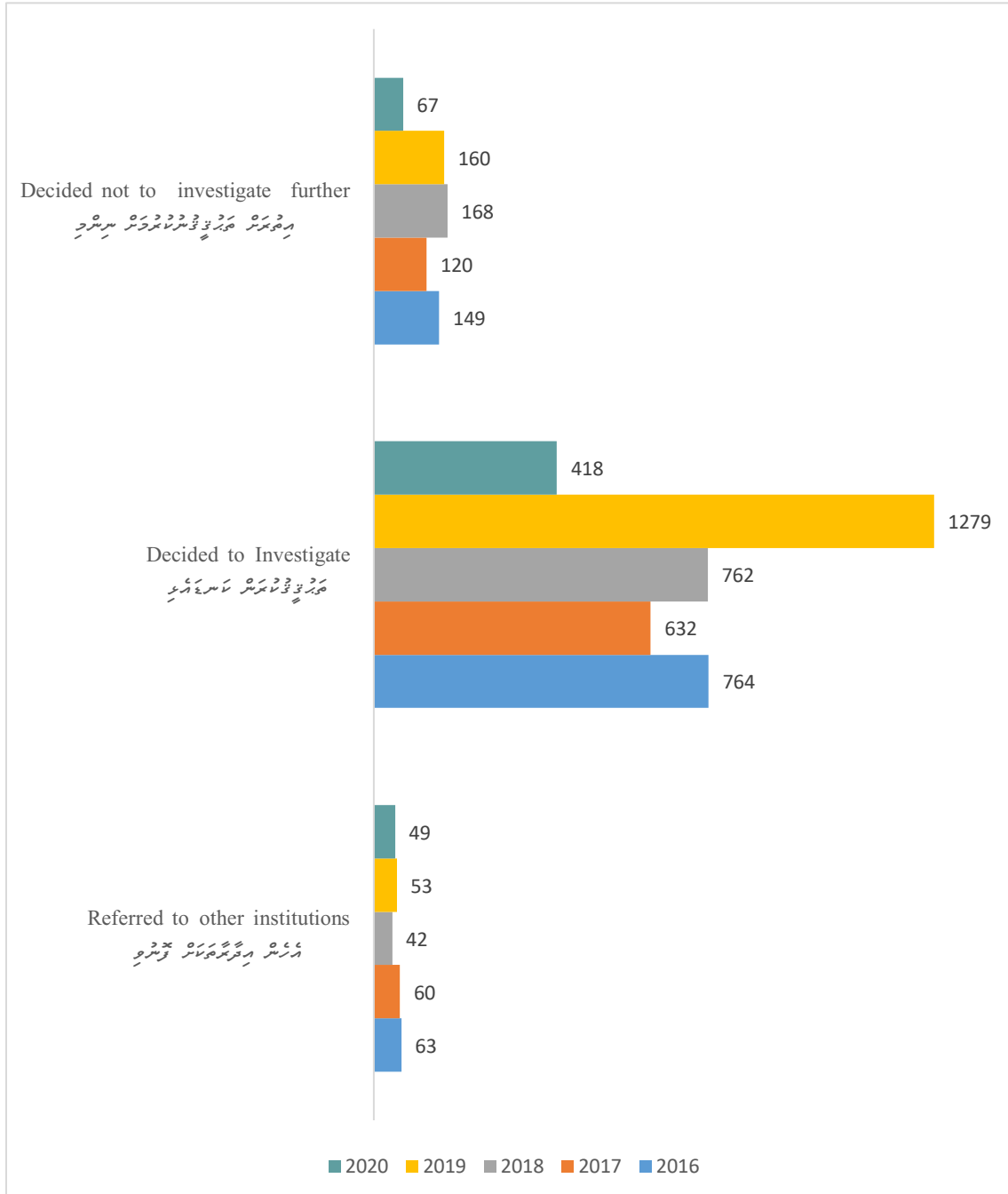
Statistical Comparison of Past Five Years

مکویج 5: مخریج سوجیخ نایموسر ایجیر سیرسج دایسویری ایترتیر، 2016 - 2020  
 Chart 5: Number of Cases Registered and Concluded, 2016 - 2020



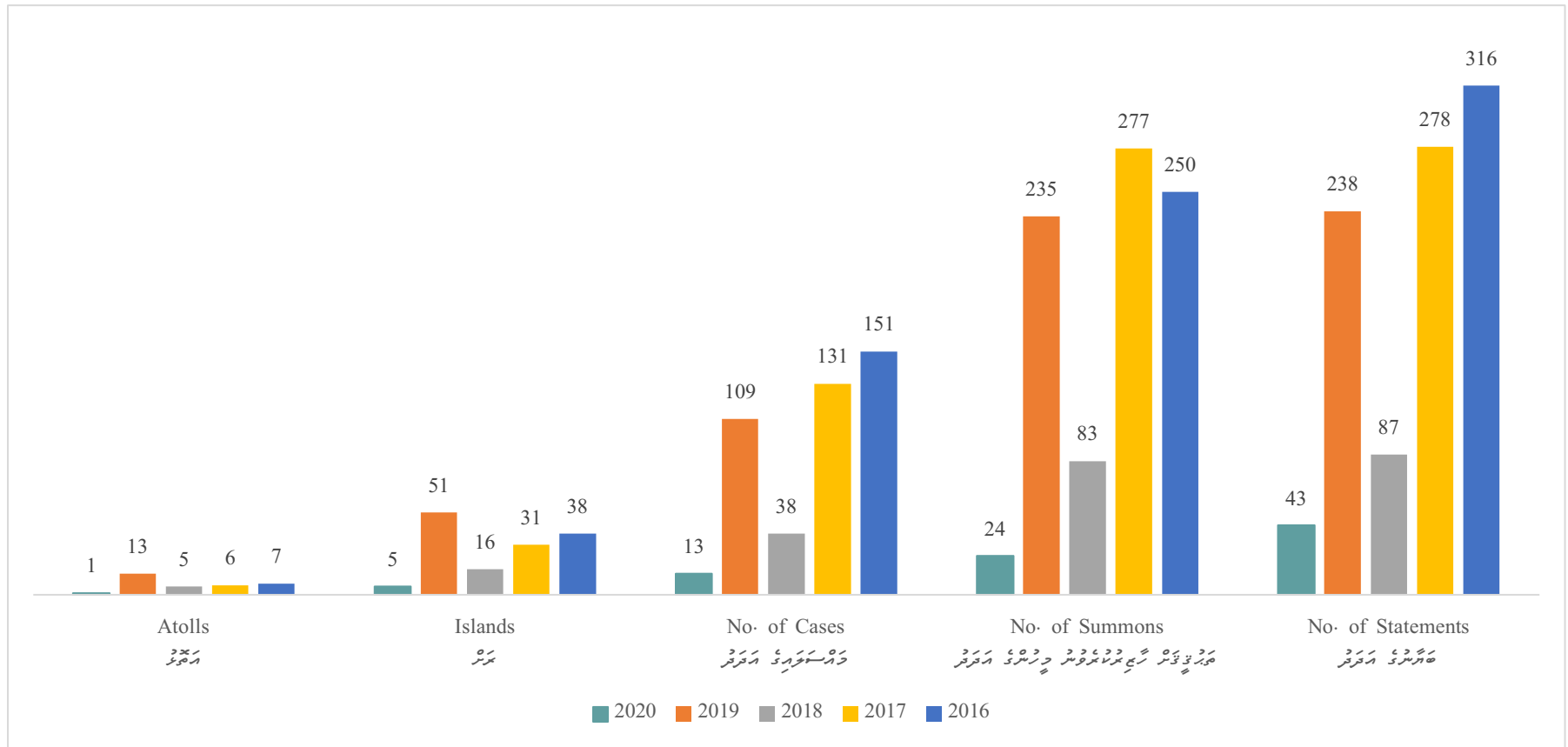
گراف 6: رجسٹرڈ کیسوں پر کمیشن کی فیصلہ سازی، 2016 - 2020

Chart 6: Commission's Decision on Registered Cases, 2016 - 2020



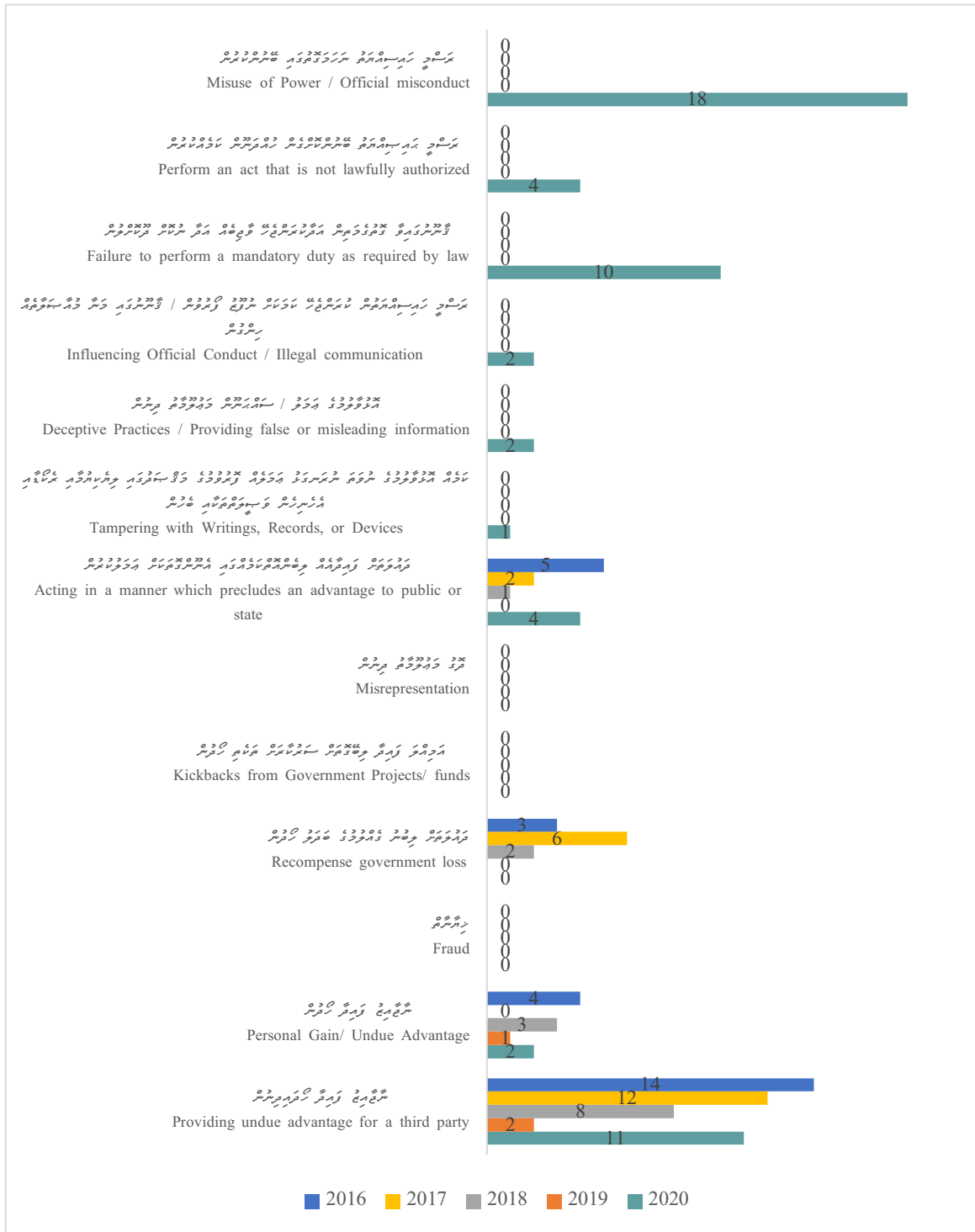
2020 - 2016 : 7 راجھو گھوٹائی ریسرچی گورنمنٹی گھوٹو،

Chart 7: Investigations Conducted in the Atolls, 2016 - 2020

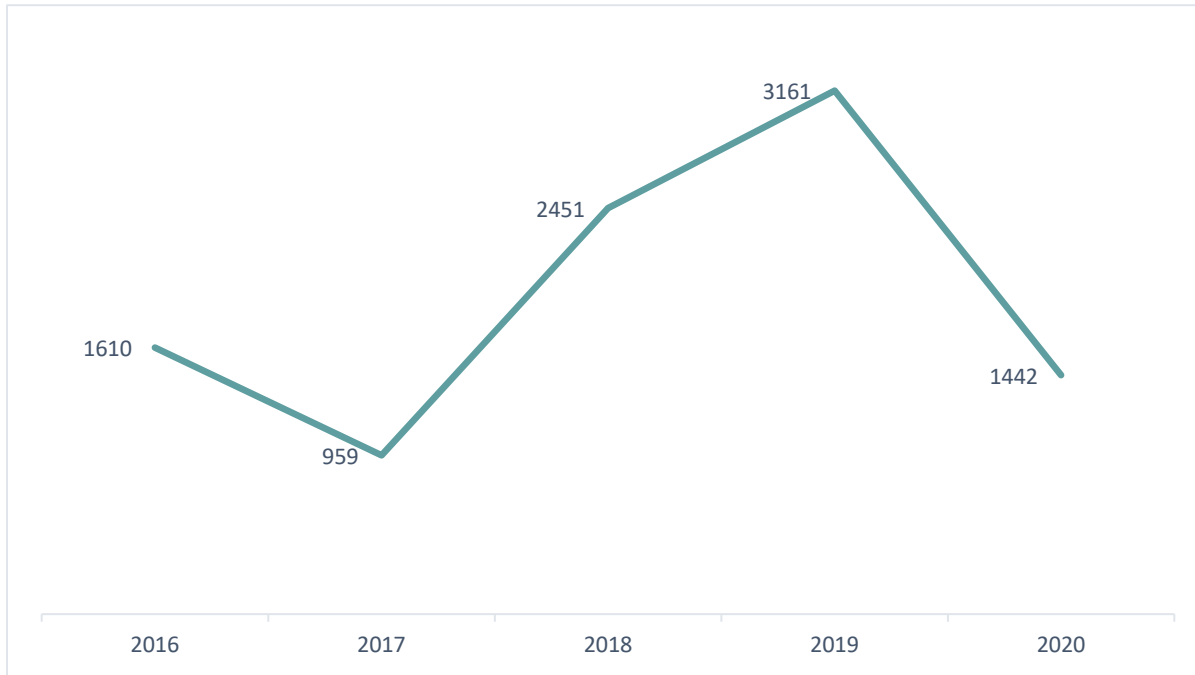


8: 2016 - 2020 2020

Chart 8: Number of Cases sent to Prosecutor General's Office by Types of Charges, 2016 - 2020

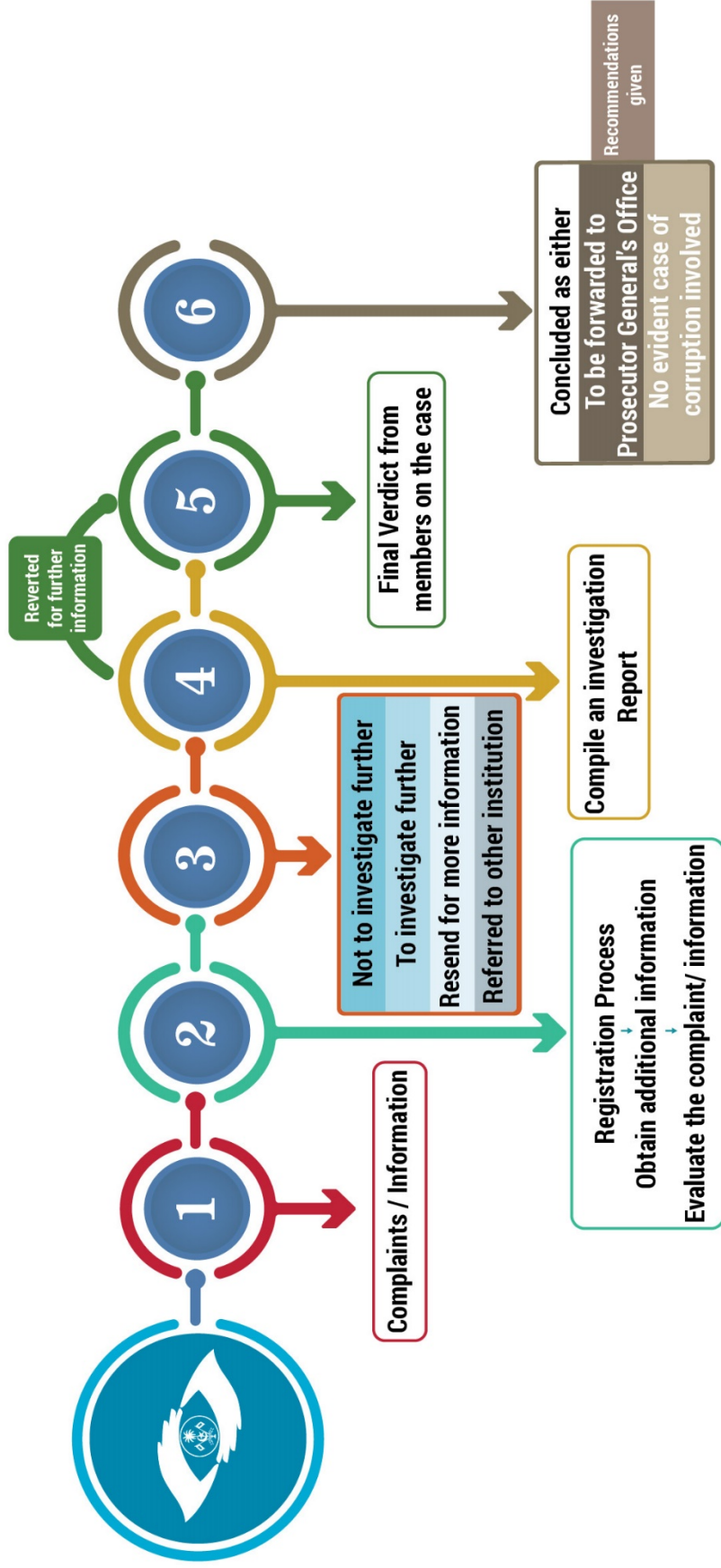


گراف 9: آگہائی سیشنوں میں شرکت کرنے والے افراد کی کل تعداد، 2016 - 2020  
Chart 9: Total No. of Participants in Awareness Session, 2016 - 2020





# PROCESS OF DEALING WITH COMPLAINTS



## INTRODUCTION

The Statistics Book of 2020 is the 6<sup>th</sup> edition of the annual statistics series of the Anti-Corruption Commission. This book represents the work of the Commission in the year 2020 in statistics, focusing on the investigation and awareness programs undertaken in the year. This is to portray the Commission's work in a more comprehensible manner, and hence includes a five-year comparison of the progress of the Commission.

By providing the statistics of the year, the Commission intends to aware the general public and relevant stakeholders on the accomplishments of the Commission with transparency. The data in this book will also guide the Commission on areas to improve and on allocation of resources for better outcomes.

The Commission experienced a 25 percent drop in the number of cases registered throughout the year. This could be due to the lockdown that had to be imposed due to the situation of COVID-19 during the first and second quarter of the year. Most notably, the Commission increased the amount of cases concluded by 35 percent.

Due to the travel restrictions, Commission could not conduct any investigations in the islands except for the one investigation trip in the first quarter of the year. Similarly, the situation of COVID-19 impacted on the awareness programs where there was a 54% decrease in the amount of people the Commission was able to reach via awareness programs.

Despite of the challenges faced in 2020, the Commission re-strategized in organizing, prioritizing and utilizing its limited resources to produce the most effective outcome.

for prosecution by the Commission involved 27 individuals with 54 offenses with most of the cases related to misuse of power.

From the cases sent for prosecution, 7 cases involved monetary value which totaled to 197,527,046.32 MVR. Moreover, the Commission sent notices to 8 institutions in order to claim MVR 29,158,155.29 to the State.

In terms of prevention and awareness, the Commission had taken 41 sessions to 1422 individuals. These sessions were taken as part of the Civil Service Induction Program, CMDA Directors Training program, Awareness Programs directed to Public Officials, Procurement Training, School Integrity Program, and Public Awareness National Campaign. Due to the Covid19 situation, some of these sessions were conducted virtually.

The Commission also worked on 6 risk assessments and published 2 by the end of the year. Commission also published a guideline related to procurement during COVID-19. This guideline gave 7 specific guidance's to adhere to and the Ministry of Finance endorsed and instructed to follow these guidelines. The Commission gave 132 recommendations to 5 institutions from the published risk assessments and research papers.

Given the condition that the Commission had to perform, it is a considerable success that the Commission had achieved in the year 2020. This success brought a few steps closer to achieving the mission and vision of the Commission.

March 2021

Ant-Corruption Commission

## FOREWORD

To foster a culture of integrity and to successfully achieve the envisioned integrous society free from corruption, the Anti-Corruption Commission had persevered through the year 2020. This is by far the most challenging year the Commission has experienced in recent times, similar to what the rest of the country experienced, as well, due to COVID-19 pandemic. In 2020, the Commission operated mainly under it's working from home policy and given the nature of the Commission's work, this proved to be challenging. of the challenges, the Commission undertook its functions and was able to achieve some of its targets set for the year. This book, thus details out the Commission's work for the year 2020 in statistics.

This Statistics book of 2020 provides a statistical perspective on the Commissions performance and is published to increase the transparency. Similarly, this book will serve the purpose of record keeping and informing the general public on the accomplishments of the Commission. The data represented in this book will assist in formulating strategies and policies related to anti-corruption.

The Commission began the year 2020 with 942 carried forward cases from previous years. The Commission received 857 complaints out of which 856 cases were registered. In addition to this, the Commission initiated 82 cases totaling the number of registered cases to 938.

The Commission referred 49 cases to other institutions, and decided not to investigate 418 cases as they did not fall into the mandate of the Commission, or because further information could not be retrieved for various reasons. Additionally, 352 cases were concluded as cases that did not involve corruption or its related offense. These cases were concluded under the evaluation process, which totals to 886 cases being concluded in this process. With additional 75 cases concluded at the investigation stage, the total concluded for the year 2020 was 961. The total of pending cases by the year end was 1388.

The Commission forwarded 15 cases to be prosecuted. This is the highest amount of cases forwarded to Prosecutor General's Office (PGO) in last three years. From the 15 cases forwarded to PGO, 11 cases were out of the cases registered at the Commission and 4 cases were from the joint investigations by the Commission with other law enforcement authorities. The 11 cases sent

Chart 4: Number of Cases sent to Prosecutor General’s Office by Type of Charges, 2020 .....	34
Statistical Comparison of Past Five Years.....	35
Chart 5: Number of Cases Registered and Concluded, 2016 - 2020 .....	36
Chart 6: Commission's Decision on Registered Cases, 2016 - 2020.....	37
Chart 7: Investigations Conducted in the Atolls, 2016-2020.....	38
Chart 8: Number of Cases sent to Prosecutor General's Office by Types of Charges, 2016 - 2020 .....	39
Chart 9: Total No. of Participants in Awareness Session, 2016 - 2020 .....	40

## Contents

FOREWARD .....	44
INTRODUCTION.....	42
PROCESS OF DEALING WITH COMPLAINTS.....	41
FACT SHEET.....	12
Details of Joint Investigations by the Commission .....	13
Table 1: Registered Cases, 2020 .....	14
Table 2: Cases Registered by Type, 2020.....	15
Table 3: Number of Cases Registered by Locality, 2020 .....	16
Table 4: Number of Cases Registered by Addressee, 2020 .....	17
Table 5: Investigations Conducted in Male', 2020 .....	18
Table 6: Investigations Conducted at Atolls, 2020 .....	19
Table 7: Details of Cases Concluded, 2020 .....	19
Table 8: Number of Cases Concluded by Locality, 2020 .....	20
Table 9: Concluded Cases by Type, 2020 .....	21
Table 10: Number of Recommendations by Addressee, 2020.....	22
Table 11: Type of Charges in Cases sent to Prosecutor General's Office, 2020 .....	23
Table 12: Types of Offenses sent to Prosecutor General's Office by Gender of Offenders, 2020 .....	24
Table 13.1: Amount of Monetary Involved in the cases sent to Prosecutor General's Office, 2020 .....	25
Table 13.2: Amount of Monetary Value Claimed from Institutions, 2020.....	25
Table 14: Returned Cases from Prosecutor General's Office, 2020.....	26
Table 15: Number of Recommendations/ Approvals Requested Addressee, 2020.....	27
Table 16: Corruption prevention Programs Conducted for Public Institutions, 2020 .....	28
Table 17: Public Procurement Familiarizing Sessions, 2020.....	28
Table 18: School Integrity Program, 2020.....	29
Table 19: Other Awareness Sessions Conducted, 2020 .....	29
Table 20: Focus Group Discussions with Institutions, 2020.....	30
Table 21: Number of Requests for Information under Right to Information Act, 2020.....	30
Table 22: Number of Criminal Records Cleared, 2020 .....	31
Chart 1: Registered Cases, 2020 .....	32
Chart 2: Commission's Decision on Concluded Cases, 2020 .....	32
Chart 3: Registered and Concluded Cases by Type, 2020.....	33

**Published by:** Anti-Corruption Commission  
Third Floor, H. Sakeena Manzil  
Medhuziyaarai Magu, Male' 20127  
Maldives.  
Phone: 301 5200 / 301 5257  
Fax: 331 7182  
Email: [info@acc.gov.mv](mailto:info@acc.gov.mv)  
Website: [www.acc.gov.mv](http://www.acc.gov.mv)

**Compiled by:** Prevention and Research Unit

**Data Compiled by:** Fathimath Nazeefa Saeed, Senior Research officer

**Edited by:** Aishath Liva, Assistant Research Officer

**Cover Page:** Saddam Naseem, Senior Graphic Designer

**Approved by:** Members meeting YNO-AM-2021/30 on 14 April 2021

© Anti-Corruption Commission, April 2021

This publication may be produced in whole or in part in any form for education or non-profit uses, without special permission from the holder of copyright, provided the source is clearly acknowledged.



**ANTI-CORRUPTION COMMISSION**

# **Statistics 2020**

**Anti-Corruption Commission**

Male', Maldives





ANTI-CORRUPTION COMMISSION

# STATISTICS 2020



ANTI-CORRUPTION COMMISSION  
MALE', MALDIVES