

Centre for Community Health and Disease Control

Communicable Disease Division

Epidemiology and Surveillance Unit

Report3/2012

29th Jan-11th Feb

**Fortnightly
Epidemiological
Report**

2012



Table of Contents

1	Summary of Communicable Diseases 2012 up to week 6 (1st Jan-11th Feb)	1
1.1.1	Table 1-1- Communicable diseases in the 2012 up to week 6 (11 th February).....	1
2	Disease Reports	2
2.1	Acute Respiratory Infection	2
2.1.1	Figure 2.5-1-Weekly ARI cases reported from Male, 2010-2012.....	2
2.1.2	Figure 2.5-2-Weekly ARI cases reported from Atolls, 2010-2012.....	2
2.2	Viral Fever	3
2.2.1	Figure 2.2-1-Weekly Viral Fever cases reported from Male', 2010-2012.....	3
2.2.2	Figure 2.6-2-Weekly Viral Fever cases reported from Atolls, 2010-2012.....	3
2.3	Acute gastroenteritis (AGE)/ Diarrhoea	4
2.3.1	Figure 2.7-1-Weekly AGE cases reported from Male', 2010-2012	4
2.3.2	Figure 2.7-2-Weekly AGE cases reported from Atolls, 2010-2012	4
2.4	Conjunctivitis	5
2.4.1	Figure 2.4-1Weekly Conjunctivitis cases reported from Male', 2010-2012	5
2.4.2	Figure 2.4-2Weekly Conjunctivitis cases reported from Atolls, 2010-2012	5
2.5	Chickenpox	6
2.5.1	Figure 2.3-1-Weekly Chickenpox Cases reported from Male', 2010-2012	6
2.5.2	Figure 2.3-2-Weekly Chickenpox Cases reported from Atolls, 2010-2012	6
2.6	Dengue	7
2.6.1	Figure 2.1-1 Weekly Dengue cases reported, 2010-2012.....	7
2.6.2	Figure 2.1-2 Dengue cases reported by location, 2012	7

1 Summary of Communicable Diseases 2012 up to week 6 (1st Jan-11th Feb)

1.1.1 Table 1-1- Communicable diseases in the 2012 up to week 6 (11th February)

Disease	2012		Annual		
	***Male'	Atolls	2012	2011	2010
*ARI	4699	13007	17706	113834	92553
Viral Fever	1624	5275	6899	70608	54718
AGE/Diarrhoea	386	1274	1660	18979	18509
Conjunctivitis	200	361	561	2878	4606
Chickenpox	72	152	224	1186	864
**Dengue Fever	57	31	88	2909	920
Typhoid Fever	-	12	12	61	137
Scrub Typhus	-	7	7	91	61
Mumps	-	2	4	69	50
Meningitis	1	1	2		
Leprosy	1	-	1	13	7
*AFP	-	1	1	4	4
Pneumonia	-	1	1	19	12
HFMD	-	1	1	71	984

-Data presented in this report relate to notifications received by the surveillance section and based on SIDAS data entry system. Data in this table are subject to change as data quality management is an ongoing process.

*ARI-Acute respiratory, AGE-Acute gastro enteritis, AFP-Acute flaccid paralysis

**Dengue fever includes DHF (Dengue hemorrhagic fever) and DSS (Dengue shock syndrome)

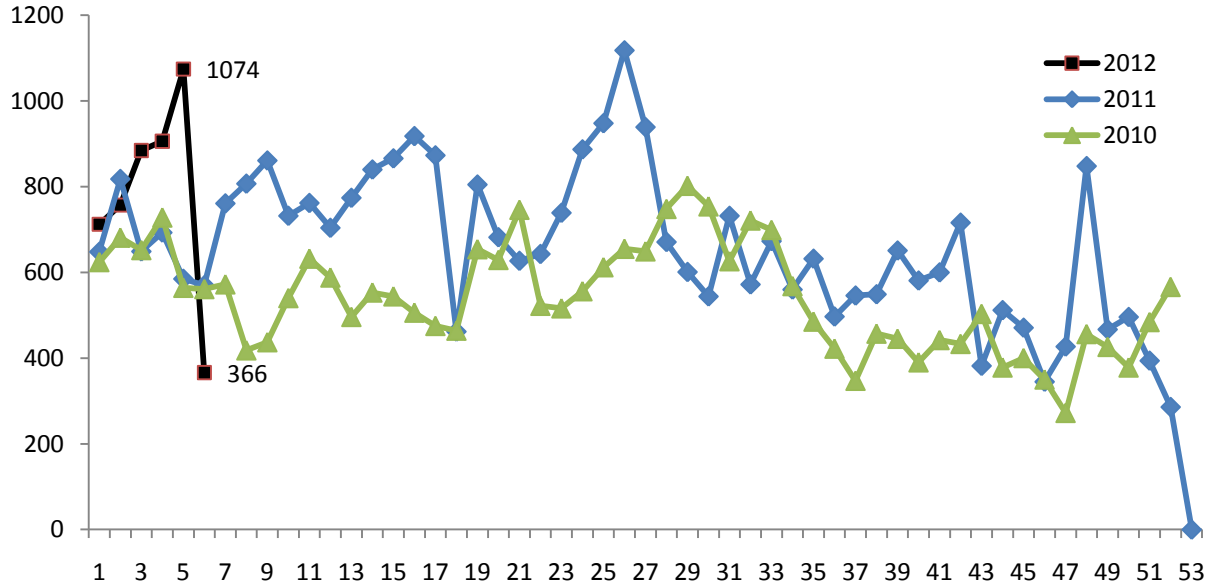
***Male' data includes Villingili and Hulhumale'

2 Disease Reports

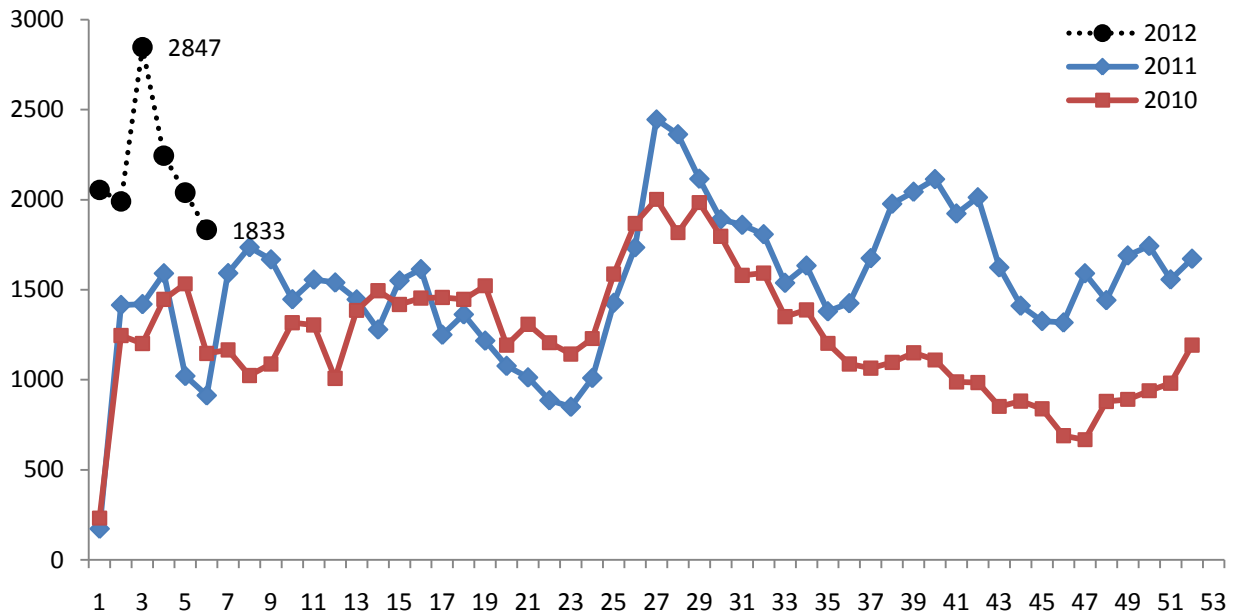
2.1 Acute Respiratory Infection

A total of 17706 cases of ARI were reported in the first six weeks of 2012. Majority of the cases were reported from atolls (13007). Decrease in number cases reported was observed from Male' and atolls from week 5 to 6.

2.1.1 Figure 2.1-1-Weekly ARI cases reported from Male, 2010-2012



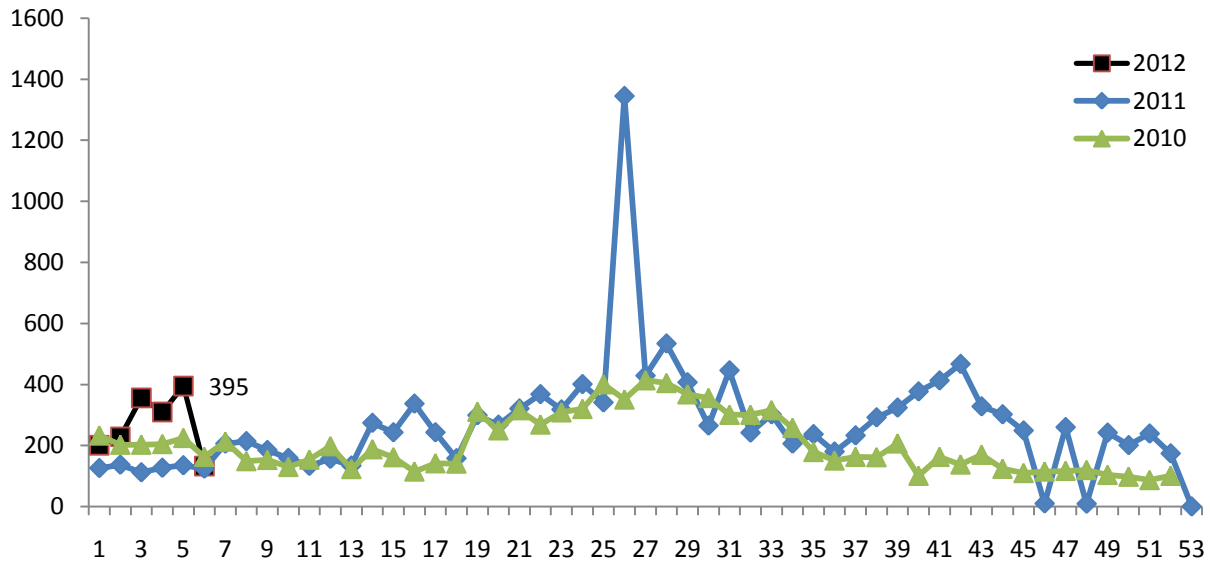
2.1.2 Figure 2.1-2-Weekly ARI cases reported from Atolls, 2010-2012



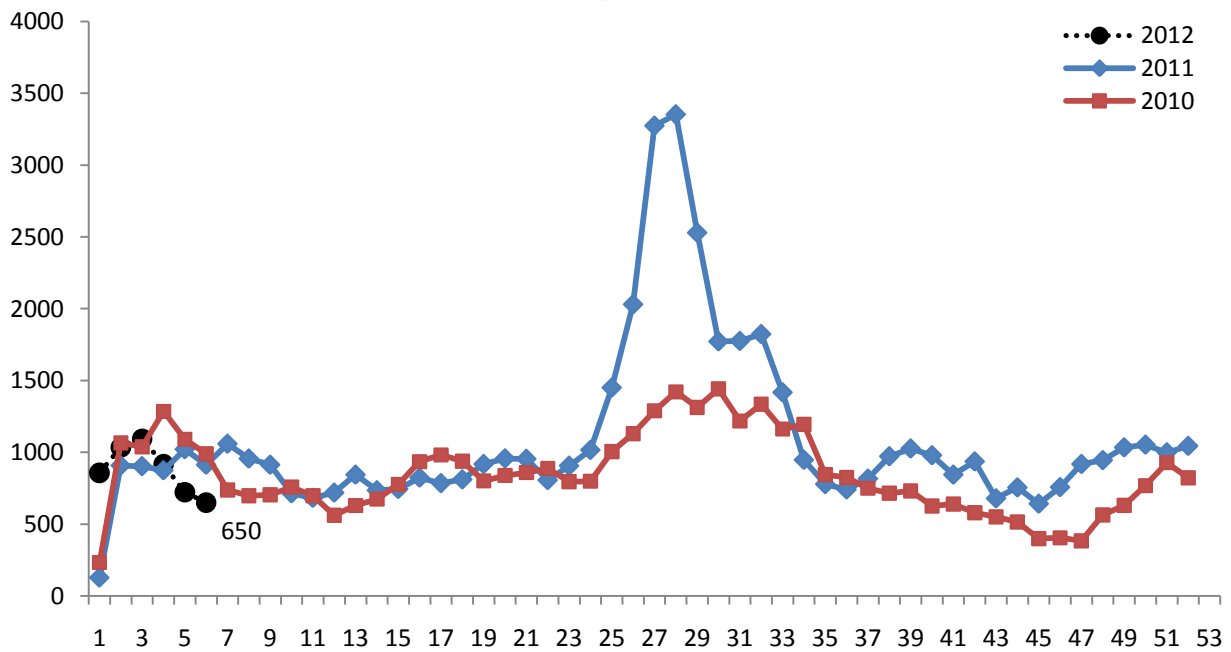
2.2 Viral Fever

A total of 6899 cases of viral fever were reported in the first six weeks of 2012 across the nation. The trend remains similar to that of 2011 and 2010 for this time of the year.

2.2.1 Figure 2.2-1-Weekly Viral Fever cases reported from Male', 2010-2012



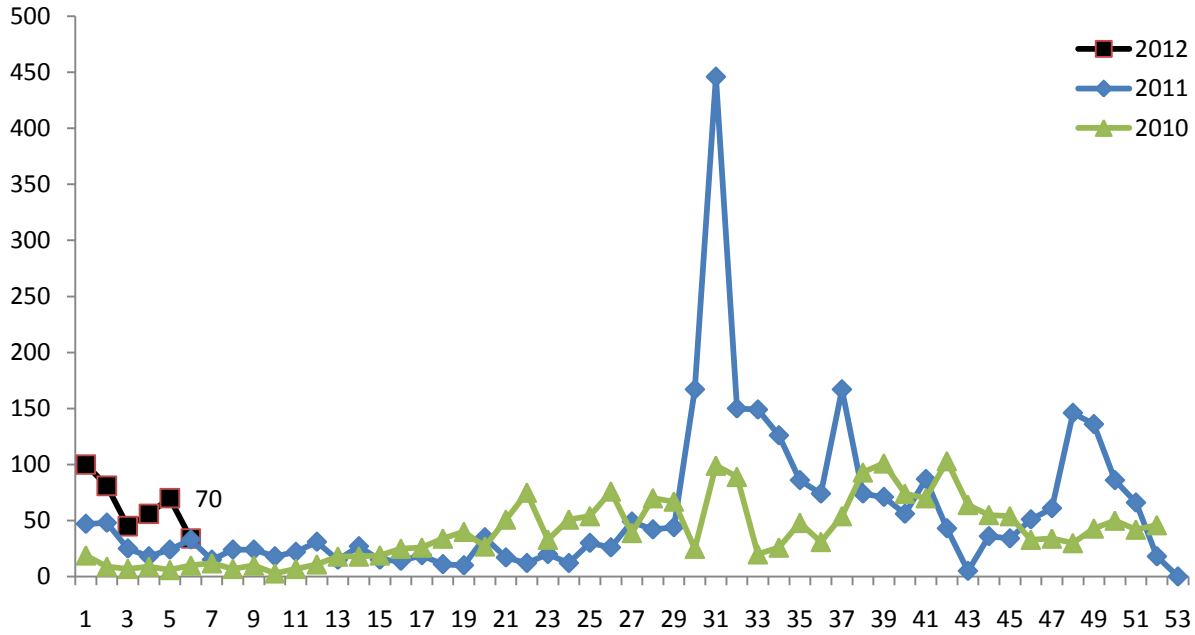
2.2.2 Figure 2.2-2-Weekly Viral Fever cases reported from Atolls, 2010-2012



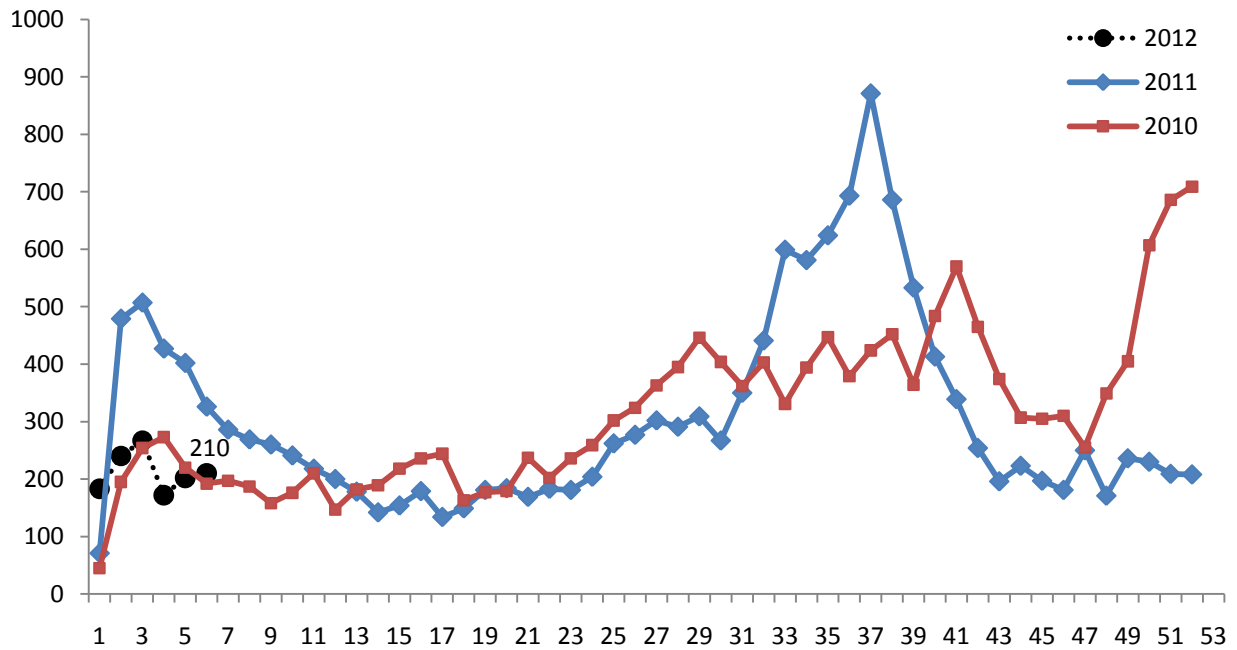
2.3 Acute gastroenteritis (AGE)/ Diarrhoea

A total of 1660 AGE cases reported in the six weeks of 2012. Most of AGE cases were reported from atolls. A decreasing trend observed for both Male and Atolls in the last few weeks.

2.3.1 Figure 2.3-1-Weekly AGE cases reported from Male', 2010-2012



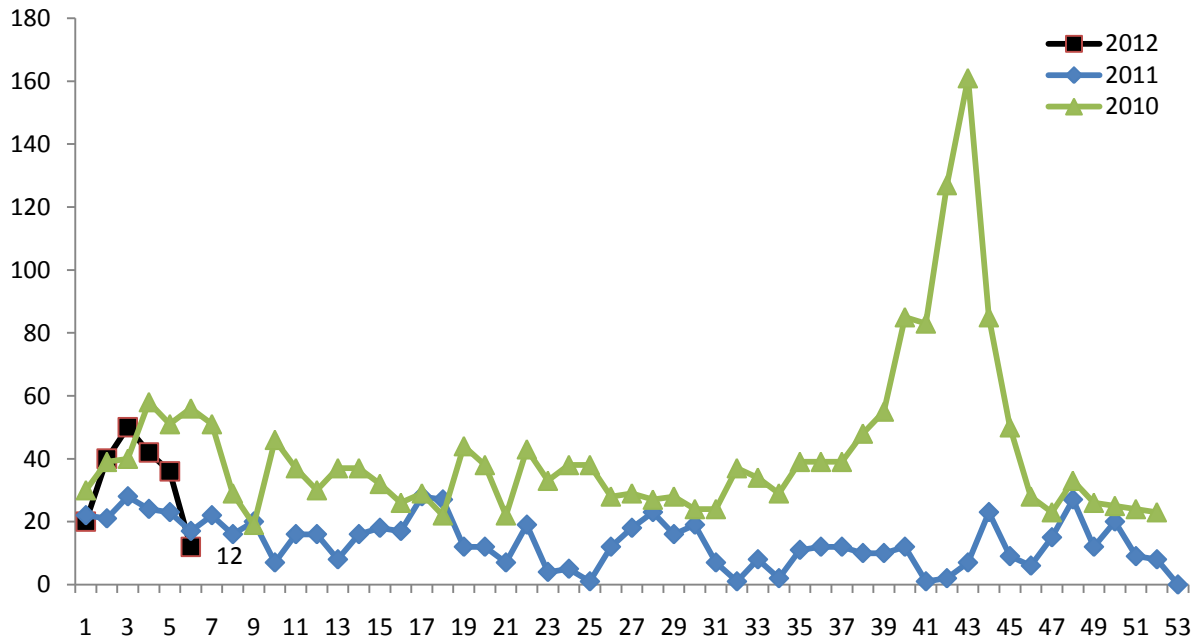
2.3.2 Figure 2.3-2-Weekly AGE cases reported from Atolls, 2010-2012



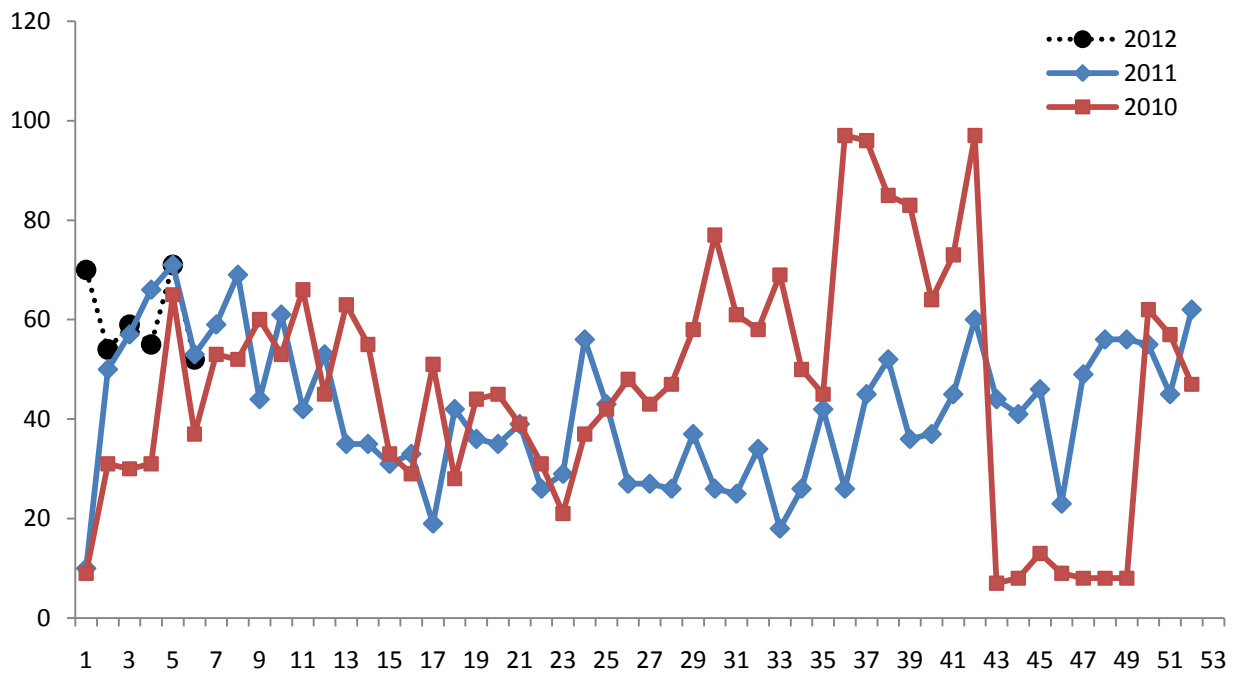
2.4 Conjunctivitis

A total of 561 cases nationally reported for conjunctivitis in the first six weeks of 2012. The trend remains similar to that of 2010 and 2011.

2.4.1 Figure 2.4-1 Weekly Conjunctivitis cases reported from Male', 2010-2012



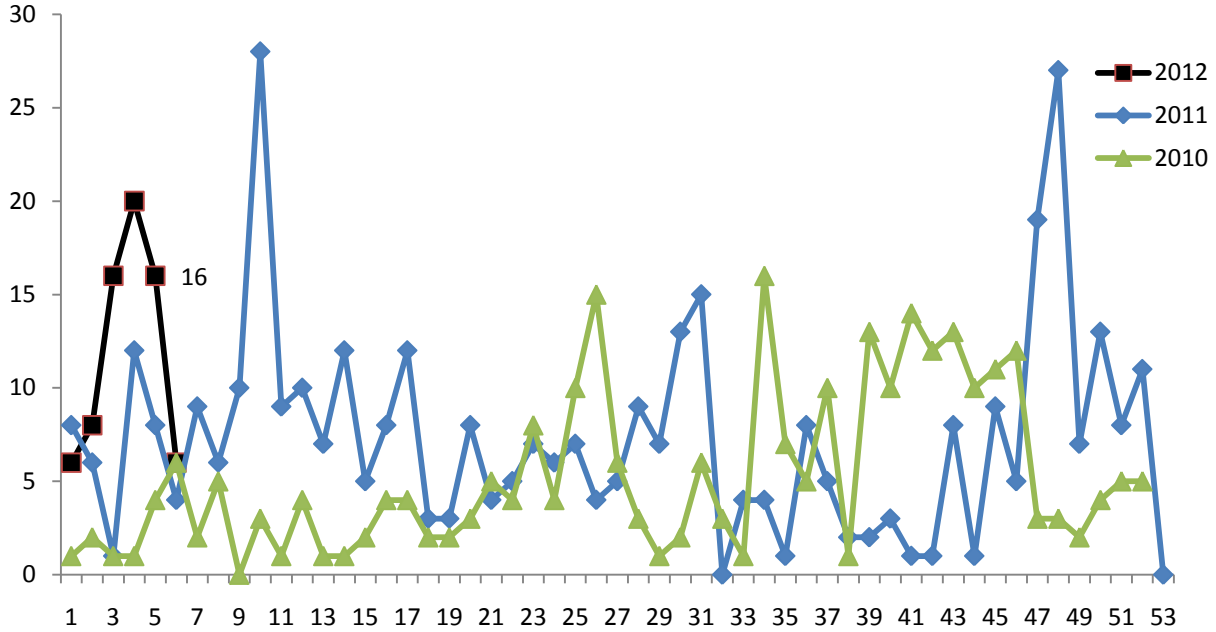
2.4.2 Figure 2.4-2 Weekly Conjunctivitis cases reported from Atolls, 2010-2012



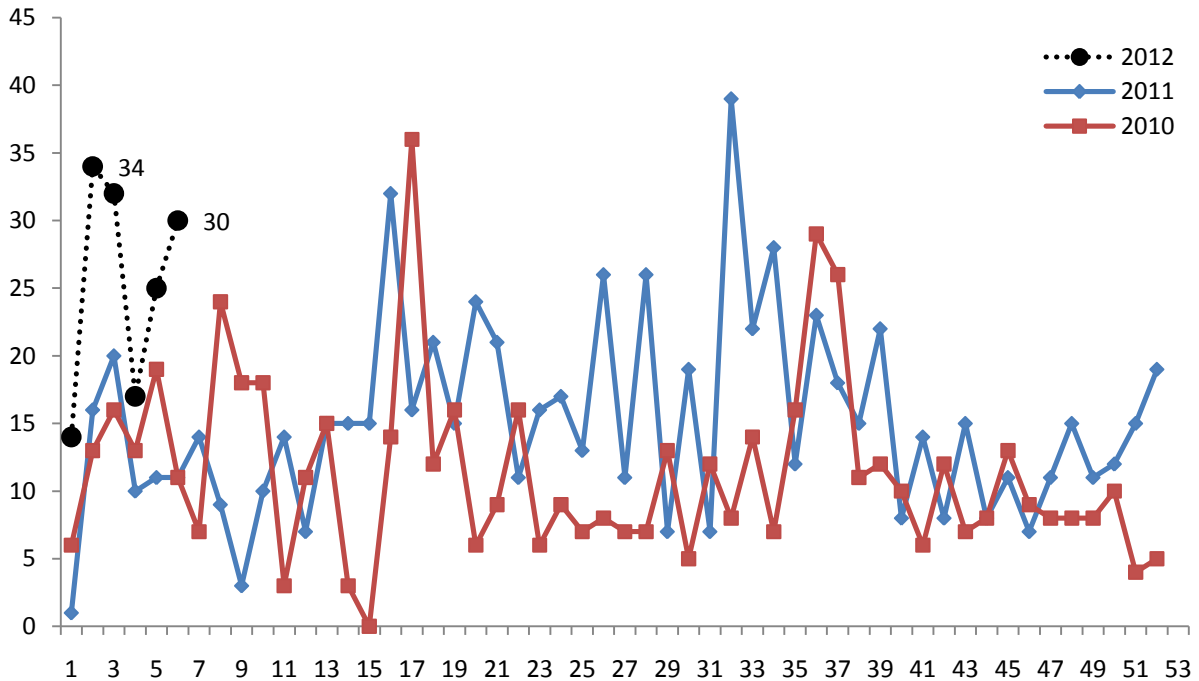
2.5 Chickenpox

A total of 224 cases of chickenpox reported in the six weeks of the year 2012. A declining trend in Male' was observed from 5th to 6th week of 2012. Eventhough 30 cases of chickenpox was reported from Atolls, the number of cases being reported from individual atolls remain low.

2.5.1 Figure 2.5-1-Weekly Chickenpox Cases reported from Male', 2010-2012



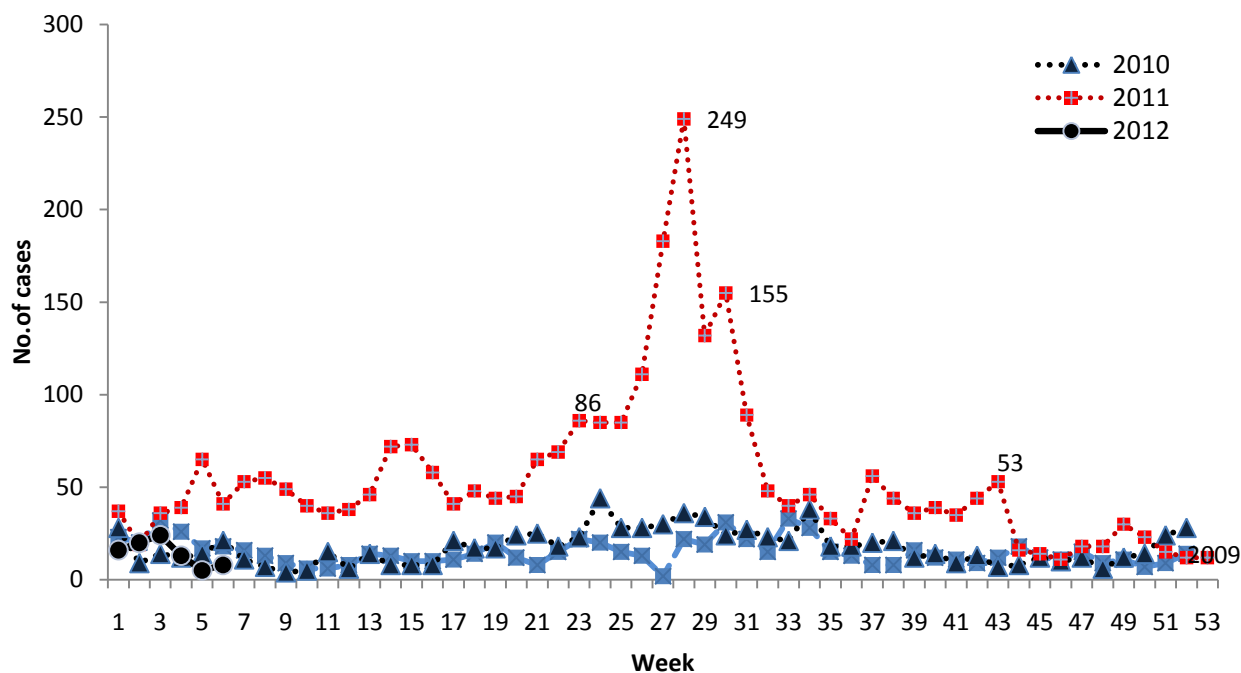
2.5.2 Figure 2.5-2-Weekly Chickenpox Cases reported from Atolls, 2010-2012



2.6 Dengue

A total of 66 cases of dengue have been reported up to 11th of February 2012. Most of the cases are reported from Male' and Hulhumale'. Out of the reported cases 21 cases were reported as DHF. Dengue cases reported remains low for the past few weeks compared to same period of 2011.

2.6.1 Figure 2.6-1 Weekly Dengue cases reported, 2010-2012



2.6.2 Figure 2.6-2 Dengue cases reported by location, 2012

