

MALDIVES DATA UPDATES ON SUSTAINABLE DEVELOPMENT GOALS



SUSTAINABLE
DEVELOPMENT
GOALS

قرد و زك و عدل
و سرب و ترس و عدل



**MALDIVES
DATA UPDATES ON
SUSTAINALBE DEVELOPMENT GOALS
2018**

National Bureau of Statistics
Maldives

© National Bureau of Statistics, 2018

Data Updates on 2018

All rights of this work are reserved. No part may be printed or published without prior written permission from the publisher. Short excerpts from the publication may be reproduced for the purpose of research or review provided due acknowledgment is made.

Published by: National Bureau of Statistics,
Dhaarul-Eman Building, 7th, 8th & 9th Floor,
Male' 20345,
Republic of Maldives,
Tel: 3008 400 / 3008 488 / 3008 462,
Fax: 332 7 351,
e-mail: info@stats.gov.mv,
www.statisticmaldives.gov.mv,

Layout and design by: Aminath Musfiqa Ibrahim

Cover Page Artwork by: Aminath Musfiqa Ibrahim

TABLE OF CONTENTS

INTRODUCTION	8
GOAL 1	10
Ending poverty in all its forms everywhere. All people nationwide, including the poorest and most vulnerable, should enjoy a basic standard of living and social protection benefits.	10
Data Updates by Targets	11
GOAL 2	17
End hunger, achieve food security and improved nutrition and promote sustainable agriculture	17
Data Updates by Targets	18
GOAL 3	23
Ensure healthy lives and promote well-being for all at all ages	23
Data Updates by Targets	24
GOAL 4	28
Ensure inclusive and equitable quality education and promote lifelong learning opportunities for all	28
Data Updates by Targets	29
GOAL 5	34
Achieve gender equality and empower all women and girls	34
Data Updates by Targets	35
GOAL 6	38
Ensure availability and sustainable management of water and sanitation for all	38
Data Updates by Targets	39
GOAL 7	42
Ensure access to affordable, reliable, sustainable and modern energy for all	42
Data Updates by Targets	43

GOAL 8 - - - - -	45
Promote sustained, inclusive and sustainable economic growth, full and productive employment and decent work for all-----	45
Data Updates by Targets-----	46
GOAL 9 - - - - -	52
Build resilient infrastructure, promote inclusive and sustainable industrialization and foster innovation-----	52
Data Updates by Targets-----	53
GOAL 10 - - - - -	56
Reduce inequality within and among countries-----	56
Data Updates by Targets-----	57
GOAL 11 - - - - -	61
Make cities and human settlements inclusive, safe, resilient and sustainable-----	61
Data Updates by Targets-----	62
GOAL 12 - - - - -	65
Make cities and human settlements inclusive, safe, resilient and sustainable-----	65
Data Updates by Targets-----	66
GOAL 13 - - - - -	69
Take urgent action to combat climate change and its impacts-----	69
Data Updates by Targets-----	70
GOAL 14 - - - - -	72
Conserve and sustainably use the oceans, seas and marine resources for sustainable development-----	72
Data Updates by Targets-----	73
GOAL 15 - - - - -	76
Protect, restore and promote sustainable use of terrestrial ecosystems, sustainably manage forests, combat desertification, and halt and reverse land degradation and halt biodiversity loss-----	76

Data Updates by Targets -----	77
GOAL 16 - - - - -	80
Promote peaceful and inclusive societies for sustainable development, provide access to justice for all and build effective, accountable and inclusive institutions at all levels-----	80
Data Updates by Targets -----	81
GOAL 17 - - - - -	84
Strengthen the means of implementation and revitalize the Global Partnership for Sustainable Development -----	84
Data Updates by Targets -----	85
DATA ISSUES AND CHALLENGES IN IMPLEMENTING THE SDGs - - - - -	89
SDG DATA AVAILABILITY SOURCE-----	89
SDG DATA AVAILABILITY STATUS -----	89
DATA ISSUES AND CHALLENGES IN IMPLEMENTING THE SDGs - - - - -	90
PROPOSED STRATEGIES ON STRENGTHENING DATA FOR IMPLEMENTING THE SDGs - - - - -	92
ANNEX I - - - - -	93
ANNEX II - - - - -	112

INTRODUCTION

The 2030 Agenda for Sustainable Development is a global road map with a universal agenda for people, planet, prosperity and peace. The Sustainable Development Goals (SDGs) includes a set of seventeen ambitious Goals, with 169 targets and 232 indicators. Sustainable development has been defined as development that meets the needs of the present without compromising the ability of future generations to meet their own needs. SDGs is build on the achievements of the Millennium Development Goals, which includes new areas such as climate change, economic inequality, innovation, sustainable consumption, peace and justice, as other priorities.

Maldives had taken the ownership to implement the goals at national level and is working to establish a national framework for achieving the 17 Goals. Accordingly, the National Bureau of Statistics is working on production of accessible, timely, and reliable disaggregated data, and building national statistical capacity in order to facilitate the key to the process of monitoring the achievements of SDGs at national level.

To expedite the implementation of the global indicator framework, indicators have been classified into three tiers at the Global level on the basis of their level of methodological development and the availability of data at the global level, as follows:

Tier 1: Indicator is conceptually clear, has an internationally established methodology and standards are available, and data are regularly produced by countries

Tier 2: Indicator is conceptually clear, has an internationally established methodology and standards are available, but data are not regularly produced by countries.

Tier 3: No internationally established methodology or standards are yet available for the indicator, but methodology/standards are being (or will be) developed or tested.

This report presents baseline data and details on the availability of data on SDG Indicators through the National Statistical System of the Maldives. The National Statistical System catered the data through all sources; censuses, surveys and administrative systems/registers.

قوتی بمرسانو سوره سو خوش



1

NO POVERTY

GOAL 1

Ending poverty in all its forms everywhere. All people nationwide, including the poorest and most vulnerable, should enjoy a basic standard of living and social protection benefits.

Data Status by Indicator

Internationally Agreed Indicators

1.1.1 Proportion of population below the international poverty line, by sex, age, employment status and geographical location (urban/rural)

1.2.2 Proportion of men, women and children of all ages living in poverty in all its dimensions according to national definitions

1.3.1 Proportion of population covered by social protection floors/systems, by sex, distinguishing children, unemployed persons, older persons, persons with disabilities, pregnant women, newborns, work-injury victims and the poor and the vulnerable

1.4.1 Proportion of population living in households with access to basic services

1.4.2 Proportion of total adult population with secure tenure rights to land, with legally recognized documentation and who perceive their rights to land as secure, by sex and by type of tenure

1.5.1 Number of deaths, missing persons and persons affected by disaster per 100,000 people

1.5.2 Direct disaster economic loss in relation to global gross domestic product (GDP)^a

1.5.3 Number of countries with national and local disaster risk reduction strategies

1.a.1 Proportion of resources allocated by the government directly to poverty reduction programmes

1.a.2 Proportion of total government spending on essential services (education, health and social protection)

1.b.1 Proportion of government recurrent and capital spending to sectors that disproportionately benefit women, the poor and vulnerable groups

Nationally Available Indicators

1.1.1 Proportion of the total population below international poverty line by geographical location, sex, age, employment status


1.2.1 Proportion of the total population below national poverty line (MVR 22): by sex and age groups and geographical location

1.3.1 Proportion of population covered by social protection scheme by type of assistance

1.4.1 Proportion of population living in households with access to basic services

1.5.1 Number of deaths, and missing persons

1.a Proportion of total government spending on essential services (education, health and social protection)



Data Updates by Targets

Target 1.1 By 2030, eradicate extreme poverty for all people everywhere, currently measured as people living on less than \$1.25 a day

Proportion of the total population below international poverty line (\$1.25):

Data	Year	Source
Both sexes	2016	Household Income and Expenditure Survey/NBS
Male:	2016	Household Income and Expenditure Survey/NBS
Female:	2016	Household Income and Expenditure Survey/NBS

Proportion of the total population below international poverty line (\$1.25):

Male'	2016	Household Income and Expenditure Survey/NBS
Atolls	2016	Household Income and Expenditure Survey/NBS

Proportion of 15+ population below international poverty line by economic activity status:

Proportion of the employed population:	2016	Household Income and Expenditure Survey/NBS
Proportion of the unemployed population:	2016	Household Income and Expenditure Survey/NBS
Proportion of the population outside the labour force:	2016	Household Income and Expenditure Survey/NBS

Proportion of population below international poverty line by age group:

Population less than 15 years (age group: 0-14 yrs)	2016	Household Income and Expenditure Survey/NBS
working age population (age group: 15-64 yrs)	2016	Household Income and Expenditure Survey/NBS
Elderly - age group: 65+	2016	Household Income and Expenditure Survey/NBS
Children (0-17 years)	2016	Household Income and Expenditure Survey/NBS
International Youth (15-24 years)	2016	Household Income and Expenditure Survey/NBS
National Youth (18-35 years)	2016	Household Income and Expenditure Survey/NBS

Proportion of employed population (15+ population) below the International poverty line (US \$ 5.5) by sex and locality:

Proportion of employed population in the Maldives:

Both sexes	2016	Household Income and Expenditure Survey/NBS
Male:	2016	Household Income and Expenditure Survey/NBS
Female:	2016	Household Income and Expenditure Survey/NBS

Proportion of employed population in the Maldives:

Male'	2016	Household Income and Expenditure Survey/NBS
Atolls	2016	Household Income and Expenditure Survey/NBS

Proportion of 15+ population below international poverty line by employment status by sex:

Proportion of poor by employment status by both sexes:

Employee	2016	Household Income and Expenditure Survey/NBS
Employer or owner (with employees)	2016	Household Income and Expenditure Survey/NBS
Own account worker	2016	Household Income and Expenditure Survey/NBS
own account worker(with family members)	2016	Household Income and Expenditure Survey/NBS
Contributing family worker	2016	Household Income and Expenditure Survey/NBS
Group worker	2016	Household Income and Expenditure Survey/NBS

Using the international benchmark for extreme poverty of an income of US\$ 1.25 per day, 8 percent of the population is living below this line.

- 6.6 percent of population in Maldives lives below the \$1.25 poverty line
- Among the male population in Maldives, 6.5 percent of Men lives below the \$1.25 poverty line
- Among the female population in Maldives, 6.7 percent of women lives below the \$1.25 poverty line
- 1.5 percent of population in Male' lives below the \$1.25 poverty line
- 10.4 percent of population in Atoll lives below the \$1.25 poverty line
- Within the employed population, 4.5 percent of employed population in Maldives lives below the \$1.25 poverty line
- Within the unemployed population, 6.2 percent of unemployed population in Maldives lives below the \$1.25 poverty line
- Within the population outside the labour force, 7.5 percent of population persons outside the labour force in Maldives lives below the \$1.25 poverty line

Target 1.2 By 2030, reduce at least by half the proportion of men, women and children of all ages living in poverty in all its dimensions according to national definitions

Proportion of the total population below national poverty line (MVR 74):

Proportion of the Maldives:

Both sexes	8.2%	2016	Household Income and Expenditure Survey/NBS
Male:	8.1%	2016	Household Income and Expenditure Survey/NBS
Female:	8.2%	2016	Household Income and Expenditure Survey/NBS

Proportion of total population below national poverty line (MVR 74) by geographical location and sex:

Proportion of the Male':

Both sexes	1.7%	2016	Household Income and Expenditure Survey/NBS
Male:	1.7%	2016	Household Income and Expenditure Survey/NBS
Female:	1.7%	2016	Household Income and Expenditure Survey/NBS

Proportion of the Atolls:

Both sexes	12.8%	2016	Household Income and Expenditure Survey/NBS
Male:	13.1%	2016	Household Income and Expenditure Survey/NBS
Female:	12.5%	2016	Household Income and Expenditure Survey/NBS

Proportion of population below national poverty line (MVR 74) by age group:

Children (age group: 0-14 yrs)	10.1%	2016	Household Income and Expenditure Survey/NBS
working age population (age group: 15-64 yrs)	7.5%	2016	Household Income and Expenditure Survey/NBS
Elderly - age group: 65+	6.2%	2016	Household Income and Expenditure Survey/NBS
Children (0-17 years)	10.1%	2016	Household Income and Expenditure Survey/NBS
International Youth (15-24 years)	9.2%	2016	Household Income and Expenditure Survey/NBS
National Youth (18-35 years)	7.4%	2016	Household Income and Expenditure Survey/NBS

The National Poverty line is attached at half the median of expenditure at MVR 74.

- 8.2 percent of population in Maldives lives below the national poverty line (MVR74)
- Among the male population in Maldives, 8.1 percent of Men lives below the national poverty line (MVR74)
- Among the female population in Maldives, 8.2 percent of women lives below the national poverty line (MVR74)
- 1.7 percent of population in Male' lives below the national poverty line (MVR74)
- 12.8 percent of population in Atoll lives below the national poverty line (MVR74)

Target 1.3 Implement nationally appropriate social protection systems and measures for all, including floors, and by 2030 achieve substantial coverage of the poor and the vulnerable

Number of persons receiving different social protection benefits			
Number of SINGLE PARENT (Parent)	3,049	2015	National Social Protection Agency
Number of SINGLE PARENT (children)	5,230	2015	National Social Protection Agency
Number of Foster Parent (Parent)	107	2015	National Social Protection Agency
Number of Foster Parent (Children)	151	2015	National Social Protection Agency
Number of persons receiving Emergency medical welfare	5,682	2015	National Social Protection Agency
Number of persons with disabilities receiving Disability Allowance	6,176	2015	National Social Protection Agency
Number of older persons receiving 65 + years allowance	16,091	2015	Maldives Pension Administration

- Based on the registered number of persons on different social schemes, around 10% of the total population is covered by the National Social protection Allowances.

Target 1.4: By 2030, ensure that all men and women, in particular the poor and the vulnerable, have equal rights to economic resources, as well as access to basic services, ownership and control over land and other forms of property, inheritance, natural resources, appropriate new technology and financial services, including microfinance

1.4.1 Proportion of population living in households with access to basic services

1.4.2 Proportion of total adult population with secure tenure rights to land, with legally recognized documentation and who perceive their rights to land as secure, by sex and by type of tenure

- Identification of a national definition of basic services is required.

1.5 By 2030, build the resilience of the poor and those in vulnerable situations and reduce their exposure and vulnerability to climate-related extreme events and other economic, social and environmental shocks and disasters

Number of deaths and missing persons

Number of people dead:	82	2004	National Disaster Management Centre
Number of people missing:	26	2004	National Disaster Management Centre

1.a Ensure significant mobilization of resources from a variety of sources, including through enhanced development cooperation, in order to provide adequate and predictable means for developing countries, in particular least developed countries, to implement programmes and policies to end poverty in all its dimensions

Proportion of total government spending on essential services (education, health and social protection)

	Data	Year	Source
Education	13%	2016	MOFT
Health	17%	2016	MOFT
Social security and welfare services	12%	2016	MOFT

1.b Create sound policy frameworks at the national, regional and international levels, based on pro-poor and gender-sensitive development strategies, to support accelerated investment in poverty eradication actions

אין אדם צדיק
אין אדם צדיק



2

ZERO HUNGER

GOAL 2

End hunger, achieve food security and improved nutrition and promote sustainable agriculture

Data Status by Indicator



■ so far no mechanism established to compile data
■ need additional effort
■ Tier 3: No agreed methodology, no data

Data Updates by Targets

Target 2.1 By 2030, end hunger and ensure access by all people, in particular the poor and people in vulnerable situations, including infants, to safe, nutritious and sufficient food all year round

No Data Available

Target 2.2 By 2030, end all forms of malnutrition, including achieving, by 2025, the internationally agreed targets on stunting and wasting in children under 5 years of age, and address the nutritional needs of adolescent girls, pregnant and lactating women and older persons

Prevalence of stunting (height for age <-2 standard deviation from the median of the World Health Organization (WHO) Child Growth Standards) among children under 5 years of age

	Data	Year	Source
<6 months	14.8	2009	Demographic Health Survey
6 - 8 months	18.5	2009	Demographic Health Survey
9 - 11 months	24.4	2009	Demographic Health Survey
12 - 17 months	21.9	2009	Demographic Health Survey
18 - 23 months	25.1	2009	Demographic Health Survey
24 - 35 months	19.4	2009	Demographic Health Survey
36 - 47 months	18.1	2009	Demographic Health Survey
48 - 59 months	14.2	2009	Demographic Health Survey
Male	20.3	2009	Demographic Health Survey
Female	17.4	2009	Demographic Health Survey
Male'	15.7	2009	Demographic Health Survey
Atolls	20.1	2009	Demographic Health Survey

- 20 percent of male children under age 5 are short for his/her age.
- 17 percent of female children under age 5 are short for his/her age.
- 15 percent of children under age 5 in Maldives are short for his/her age.
- 19 percent, of children under age 5 are stunted and 6 percent severely stunted.
- 16 percent of children under age 5 in Male' are stunted (too short for the age)
- 20 percent of children under age 5 in Atolls are stunted (too short for the age)

Prevalence of malnutrition (weight for height $>+2$ or <-2 standard deviation from the median of the WHO Child Growth Standards) among children under 5 years of age, by type (wasting and overweight)

	(percentage below -2 SD)	(percentage above +2 SD)	Year	Source
<6 months	15.5	8.8	2009	Demographic Health Survey
6 - 8 months	8.9	4.9	2009	Demographic Health Survey
9 - 11 months	13.8	5	2009	Demographic Health Survey
12 - 17 months	6.6	3.9	2009	Demographic Health Survey
18 - 23 months	6.7	6.3	2009	Demographic Health Survey
24 - 35 months	10	4.1	2009	Demographic Health Survey
36 - 47 months	10.9	7.7	2009	Demographic Health Survey
48 - 59 months	12.5	6.1	2009	Demographic Health Survey
Male	10.7	6	2009	Demographic Health Survey
Female	10.6	5.8	2009	Demographic Health Survey
Male ¹	7.2	7.2	2009	Demographic Health Survey
Atolls	12	5.4	2009	Demographic Health Survey

- 6 percent of children under age 5 in Maldives are too low for their height.
- 6 percent of male children under age 5 are too low for their height.
- 6 percent of female children under age 5 are too low for their height.

Target 2.3 By 2030, double the agricultural productivity and incomes of small-scale food producers, in particular women, indigenous peoples, family farmers, pastoralists and fishers, including through secure and equal access to land, other productive resources and inputs, knowledge, financial services, markets and opportunities for value addition and non-farm employment.

No data Available

Target 2.4 By 2030, ensure sustainable food production systems and implement resilient agricultural practices that increase productivity and production, that help maintain ecosystems, that strengthen capacity for adaptation to climate change, extreme weather, drought, flooding and other disasters and that progressively improve land and soil quality.

No data Available

Target 2.5 By 2020, maintain the genetic diversity of seeds, cultivated plants and farmed and domesticated animals and their related wild species, including through soundly managed and diversified seed and plant banks at the national, regional and international levels, and promote access to and fair and equitable sharing of benefits arising from the utilization of genetic resources and associated traditional knowledge, as internationally agreed

No data Available

2.a Increase investment, including through enhanced international cooperation, in rural infrastructure, agricultural research and extension services, technology development and plant and livestock gene banks in order to enhance agricultural productive capacity in developing countries, in particular least developed countries

The agriculture orientation index for government expenditures

agriculture orientation index	0.17	2014	Ministry of Finance & treasury/NBS
-------------------------------	------	------	------------------------------------

- The Agriculture share of GDP includes agricultural and mining & fisheries share where the AOI showing 0.17 reflects a lower orientation to agriculture which receives lower share of government spending relative to its contribution to economic value added.

2.b Correct and prevent trade restrictions and distortions in world agricultural markets, including through the parallel elimination of all forms of agricultural export subsidies and all export measures with equivalent effect, in accordance with the mandate of the Doha Development Round

No data Available

2.c Adopt measures to ensure the proper functioning of food commodity markets and their derivatives and facilitate timely access to market information, including on food reserves, in order to help limit extreme food price volatility

No data Available

تعمیرات، بہتر زندگی، ترقی و ترقی



3

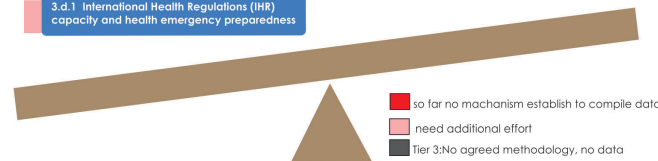
GOOD HEALTH AND
WELL-BEING

GOAL 3

Ensure healthy lives and promote well-being for all at all ages

Data Status by Indicator

Internationally Agreed Indicators	Nationally Available Indicators
3.1.1 Maternal mortality ratio	Maternal mortality ratio
3.1.2 Proportion of births attended by skilled health personnel	Proportion of births attended by skilled health personnel (%)
3.2.1 Under-five mortality rate	Under-five mortality rate
3.2.2 Neonatal mortality rate	Neonatal mortality rate
3.3.1 Number of new HIV infections per 1,000 uninfected population, by sex, age and key populations	Number of new HIV infected population, proportion of persons screened positive HIV
3.3.2 Tuberculosis incidence per 1,000 population	TB incidence per 100,000 population
3.3.3 Malaria incidence per 1,000 population	Malaria incidence per 1,000 population
3.3.4 Hepatitis B incidence per 100,000 population	
3.3.5 Number of people requiring interventions against neglected tropical diseases	
3.4.1 Mortality rate attributed to cardiovascular disease, cancer, diabetes or chronic respiratory disease	
3.4.2 Suicide mortality rate	Suicide mortality rate
3.5.1 Coverage of treatment interventions (pharmacological, psychosocial and rehabilitation aftercare services) for substance use disorders	
3.5.2 Harmful use of alcohol, defined according to the national context as alcohol per capita consumption (aged 15 years and older) within a calendar year in litres of pure alcohol	
3.6.1 Death rate due to road traffic injuries	Death rate due to road traffic injuries
3.7.1 Proportion of women of reproductive age (aged 15-49 years) who have their need for family planning satisfied with modern methods	Contraceptive Prevalence Rate among married women (CPR) (%)
3.7.2 Adolescent birth rate (aged 10-14 years; aged 15-19 years) per 1,000 women in that age group	Adolescent fertility rate (15-19) per 1,000 women in that age group
3.8.1 Coverage of essential health services (defined as the average coverage of essential services based on tracer interventions that include reproductive, maternal, newborn and child health, infectious diseases, non-communicable diseases and service capacity and access, among the general and the most disadvantaged population)	
3.8.2 Number of people covered by health insurance or a public health system per 1,000 population	Number of people covered by health insurance or a public health system per 1,000 population
3.9.1 Mortality rate attributed to household and ambient air pollution	
3.9.2 Mortality rate attributed to unsafe water, unsafe sanitation and lack of hygiene (exposure to unsafe Water, Sanitation and Hygiene for All (WASH) services)	
3.9.3 Mortality rate attributed to unintentional poisoning	
3.a.1 Age-standardized prevalence of current tobacco use among persons aged 15 years and older	
3.b.1 Proportion of the population with access to affordable medicines and vaccines on a sustainable basis	
3.b.2 Total net official development assistance to medical research and basic health sectors	
3.c.1 Health worker density and distribution	Health worker density and distribution
3.d.1 International Health Regulations (IHR) capacity and health emergency preparedness	



Data Updates by Targets

3.1 By 2030, reduce the global maternal mortality ratio to less than 70 per 100,000 live births

Maternal mortality ratio	72 /100,000 Live Births	2015	Ministry of Health
Proportion of births attended by skilled health personnel (%)	96	2014	Ministry of Health

- For every 100,000 live births, 72 maternal deaths occur
- 96 percent of the births has been attended by skilled personnel.

3.2 By 2030, end preventable deaths of newborns and children under 5 years of age, with all countries aiming to reduce neonatal mortality to at least as low as 12 per 1,000 live births and under-5 mortality to at least as low as 25 per 1,000 live births

Under-five mortality rate	11 per 1000 live births	2015	Ministry of Health
Neonatal mortality rate	5 per 1000 live births	2015	Ministry of Health

- for every 1000 live births in 2015, 11 children (of the age 0-4 yrs) die
- for every 1000 live births in 2015, 5 infants (of the age 0-28 days) die

3.3 By 2030, end the epidemics of AIDS, tuberculosis, malaria and neglected tropical diseases and combat hepatitis, water-borne diseases and other communicable diseases

Number of new HIV infections per 1,000 uninfected population (by age, sex, and key populations)			
HIV incidence rate			
	23 local infected cases	2015	Health Protection Agency
	9 Newly Infected persons	2014	Health Protection Agency
	352 Screened as positive for HIV	2015	Health Protection Agency
TB incidence			
	TB incidence	153 cases	2015 Health Protection Agency

3.4 By 2030, reduce by one third premature mortality from non-communicable diseases through prevention and treatment and promote mental health and well-being

Suicide mortality rate

Suicide mortality rate	15 Deaths	2015	Maldives Police Services
------------------------	-----------	------	--------------------------

3.5 Strengthen the prevention and treatment of substance abuse, including narcotic drug abuse and harmful use of alcohol

No data Available

3.6 By 2020, halve the number of global deaths and injuries from road traffic accidents

Death rate due to road traffic injuries

Death due to road traffic injuries	11 Deaths	2014	Maldives Police Services
------------------------------------	-----------	------	--------------------------

3.7 By 2030, ensure universal access to sexual and reproductive health-care services, including for family planning, information and education, and the integration of reproductive health into national strategies and programmes

Contraceptive Prevalance Rate among married women (CPR) (%)

28 percent	2010	Ministry of Health/DHS
------------	------	------------------------

Adolescent fertility rate (15-19) per 1,000 women in that age group

0.01 per 1000 women	2014	Census 2014/NBS
---------------------	------	-----------------

3.8 Achieve universal health coverage, including financial risk protection, access to quality essential health-care services and access to safe, effective, quality and affordable essential medicines and vaccines for all

Number of people covered by health insurance or a public health system per 1,000 population

100 percent coverage	2015	National Social Protection Agency
317,545 person used Aasandha		

3.9 By 2030, substantially reduce the number of deaths and illnesses from hazardous chemicals and air, water and soil pollution and contamination

No data Available

3.a Strengthen the implementation of the World Health Organization Framework Convention on Tobacco Control in all countries, as appropriate

No data Available

3.b Support the research and development of vaccines and medicines for the communicable and non communicable diseases that primarily affect developing countries, provide access to affordable essential medicines and vaccines, in accordance with the Doha Declaration on the TRIPS Agreement and Public Health, which affirms the right of developing countries to use to the full the provisions in the Agreement on Trade-Related Aspects of Intellectual Property Rights regarding flexibilities to protect public health, and, in particular, provide access to medicines for all

No data Available

3.c Substantially increase health financing and the recruitment, development, training and retention of the health workforce in developing countries, especially in least developed countries and small island developing States

Health worker density and distribution -health worke per 1000 population

Republic	13.1	2015	Ministry of Health
Male'	11.9	2015	Ministry of Health
Atoll	11.7	2015	Ministry of Health

3.d Strengthen the capacity of all countries, in particular developing countries, for early warning, risk reduction and management of national and global health risks

No data Available

تعلیم و تربیت کے لیے



4

QUALITY EDUCATION

GOAL 4

Ensure inclusive and equitable quality education and promote lifelong learning opportunities for all

Data Status by Indicator

Internationally Agreed Indicators

4.1.1 Proportion of children and young people: (a) in grades 2/3; (b) at the end of primary; and (c) at the end of lower secondary achieving at least a minimum proficiency level in (i) reading and (ii) mathematics, by sex

4.2.1 Proportion of children under 5 years of age who are developmentally on track in health, learning and psychosocial well-being, by sex

4.2.2 Participation rate in organized learning (one year before the official primary entry age), by sex

4.3.1 Participation rate of youth and adults in formal and non-formal education and training in the previous 12 months, by sex

4.4.1 Proportion of youth and adults with information and communications technology (ICT) skills, by type of skill

4.5.1 Parity indices (female/male, rural/urban, bottom/top wealth quintile and others such as disability status, indigenous peoples and conflict-affected, as data become available) for all education indicators on this list that can be disaggregated

4.6.1 Percentage of population in a given age group achieving at least a fixed level of proficiency in functional (a) literacy and (b) numeracy skills, by sex

4.7.1 Extent to which (i) global citizenship education and (ii) education for sustainable development, including gender equality and human rights, are mainstreamed at all levels in: (a) national education policies, (b) curricula, (c) teacher education and (d) student assessment

4.a.1 Proportion of schools with access to: (a) electricity; (b) the Internet for pedagogical purposes; (c) computers for pedagogical purposes; (d) adapted infrastructure and materials for students with disabilities; (e) basic drinking water; (f) single-sex basic sanitation facilities; and (g) basic handwashing facilities (as per the WASH indicator definitions)

4.b.1 Volume of official development assistance flows for scholarships by sector and type of study

4.c.1 Proportion of teachers in: (a) pre-primary; (b) primary; (c) lower secondary; and (d) upper secondary education who have received at least the minimum organized teacher training (e.g. pedagogical training) pre-service or in-service required for teaching at the relevant level in a given country

Nationally Available Indicators

Percentage of children under 5 years of age who are developmentally on track in learning by sex

Participation rate in organized learning (one year before the official primary entry age) by sex

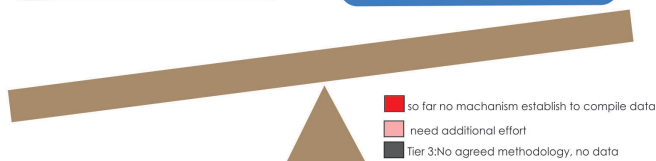
Participation rate of adults in formal and non-formal education and training in the last 12 months by sex

Proportion of youth and adults with ICT by computer and Internet usage

Percentage of the population in a given age group achieving at least a fixed level of proficiency in functional (a) literacy

Proportion of schools with access to: (a) electricity; (e) basic drinking water; (f) single-sex basic sanitation facilities;

Proportion of teachers in (i) pre-primary (ii) primary, (iii) lower secondary and (iv) upper secondary education who have received at least the minimum organized teacher (i.e. pedagogical training) pre-service or in-service required for teaching at the relevant level in a given country.



Data Updates by Targets

4.1 By 2030, ensure that all girls and boys complete free, equitable and quality primary and secondary education leading to relevant and effective learning outcomes

No data Available

4.2 By 2030, ensure that all girls and boys have access to quality early childhood development, care and pre-primary education so that they are ready for primary education

Percentage of children under 5 years of age who are developmentally on track in learning

All CHILDREN in preschool under 5 yrs of age	78%	2015	Education Statistics
----------------------------------------------	-----	------	----------------------

Participation rate in organized learning (one year before the official primary entry age) by sex

ALL children in learning at 5 yrs age (one year before the official primary entry age)-	93%	2014	Census 2014
BOYS in learning 5 yrs of age (one year before the official primary entry age)	93%	2014	Census 2014
GIRLS in learning at 5 yrs of age (one year before the official primary entry age)	93%	2014	Census 2014

4.3 By 2030, ensure equal access for all women and men to affordable and quality technical, vocational and tertiary education, including university

Participation rate of adults in formal and non- formal education and training in the last 12 months by sex

Youth international (15-24) years

Both Sexes	40%	2014	Census 2014
Male	36%	2014	Census 2014
Female	44%	2014	Census 2014

Adults(25-64) years

Both Sexes	7%	2014	Census 2014
Male: 6%	6%	2014	Census 2014
Female: 9%	9%	2014	Census 2014

4.4 By 2030, substantially increase the number of youth and adults who have relevant skills, including technical and vocational skills, for employment, decent jobs and entrepreneurship

Proportion of youth and adults with computer and internet usage

Youth international (15-24) years

Both Sexes:
Who have used a computer: 69 % 2009/10 HIES 2009/10
Who have used internet: 51%

Male:
Who have used a computer: 70 % 2009/10 HIES 2009/10
Who have used internet: 55%

Female:
Who have used a computer: 68% 2009/10 HIES 2009/10
Who have used internet: 47 %

Adults 15+ years

Both Sexes:
Who have used a computer: 46 % 2009/10 HIES 2009/10
Who have used internet: 33%

Male:
Who have used a computer: 50% 2009/10 HIES 2009/10
Who have used internet: 38%

Female:
Who have used a computer: 42 % 2009/10 HIES 2009/10
Who have used internet: 28 %

4.5 By 2030, eliminate gender disparities in education and ensure equal access to all levels of education and vocational training for the vulnerable, including persons with disabilities, indigenous peoples and children in vulnerable situations

No data Available

4.6 By 2030, ensure that all youth and a substantial proportion of adults, both men and women, achieve literacy and numeracy

Percentage of the population in a given age group achieving at least a fixed level of proficiency in functional (a) literacy

Youth international (15-24) years

Both Sexes	96%	2014	Census 2014
Males	96%	2014	Census 2014
Female	97%	2014	Census 2014

Population 15+ years

Both Sexes	73%	2014	Census 2014
Males	76%	2014	Census 2014
Female	70%	2014	Census 2014

4.7 By 2030, ensure that all learners acquire the knowledge and skills needed to promote sustainable development, including, among others, through education for sustainable development and sustainable lifestyles, human rights, gender equality, promotion of a culture of peace and non-violence, global citizenship and appreciation of cultural diversity and of culture's contribution to sustainable development

No data Available

4.a Build and upgrade education facilities that are child, disability and gender sensitive and provide safe, non-violent, inclusive and effective learning environments for all

Proportion of schools with access to: (a) electricity;(e) basic drinking water; (f) basic sanitation facilities;

a) schools with access to Electricity	100%	2015	Ministry of Education
e) Schools with access to basic drinking water	100%	2015	Ministry of Education
f) Schools with access to single-sex basic sanitation facilities	100%	2015	Ministry of Education

4.b By 2020, substantially expand globally the number of scholarships available to developing countries, in particular least developed countries, small island developing States and African countries, for enrolment in higher education, including vocational training and information and communications technology, technical, engineering and scientific programmes, in developed countries and other developing countries

No data Available

4.c By 2030, substantially increase the supply of qualified teachers, including through international cooperation for teacher training in developing countries, especially least developed countries and small island developing States

Proportion of teachers in (i) pre-primary (ii) primary, (iii) lower secondary and (iv) upper secondary education who have received at least the minimum organized teacher (i.e. pedagogical training) pre-service or in-service required for teaching at the relevant level

i) pre-primary	81%	2015	Ministry of Education
ii) primary	83%	2015	Ministry of Education
iii) lower secondary	93%	2015	Ministry of Education
iv) upper secondary	94%	2015	Ministry of Education

دستور
و اصول



5

GENDER EQUALITY

GOAL 5

Achieve gender equality and empower all women and girls

Data Status by Indicator

Internationally Agreed Indicators

5.1.1 Whether or not legal frameworks are in place to promote, enforce and monitor equality and non-discrimination on the basis of sex

5.2.1 Proportion of ever-partnered women and girls aged 15 years and older subjected to physical, sexual or psychological violence by a current or former intimate partner in the previous 12 months, by form of violence and by age

5.2.2 Proportion of women and girls aged 15 years and older subjected to sexual violence by persons other than an intimate partner in the previous 12 months, by age and place of occurrence

5.3.1 Proportion of women aged 20-24 years who were married or in a union before age 15 and before age 18

5.3.2 Proportion of girls and women aged 15-49 years who have undergone female genital mutilation/cutting, by age

5.4.1 Proportion of time spent on unpaid domestic and care work, by sex, age and location

5.5.1 Proportion of seats held by women in national parliaments and local governments

5.5.2 Proportion of women in managerial positions

5.6.1 Proportion of women aged 15-49 years who make their own informed decisions regarding sexual relations, contraceptive use and reproductive health care

5.6.2 Number of countries with laws and regulations that guarantee women aged 15-49 years access to sexual and reproductive health care, information and education

5.a.1 (a) Proportion of total agricultural population with ownership or secure rights over agricultural land, by sex; and (b) share of women among owners or rights-bearers of agricultural land, by type of tenure

5.a.2 Proportion of countries where the legal framework (including customary law) guarantees women's equal rights to land ownership and/or control

5.b.1 Proportion of individuals who own a mobile telephone, by sex

5.c.1 Proportion of countries with systems to track and make public allocations for gender equality and women's empowerment

Nationally Available Indicators

Proportion of women aged 20-24 years who were married or in a union before age 15 and before age 18 (%)

Proportion of seats held by women in national parliaments and local governments

Proportion of women in managerial positions

Proportion of individuals who own a mobile telephone, by sex

- so far no mechanism established to compile data
- need additional effort
- Tier 3: No agreed methodology, no data

Data Updates by Targets

5.1 End all forms of discrimination against all women and girls everywhere

No data Available

5.2 Eliminate all forms of violence against all women and girls in the public and private spheres, including trafficking and sexual and other types of exploitation

No data Available

5.3 Eliminate all harmful practices, such as child, early and forced marriage and female genital mutilation

Proportion of women aged 20-24 years who were married or in a union before age 15 and before age 18 (%)

0.65% 2014 Census2014

5.4 Recognize and value unpaid care and domestic work through the provision of public services, infrastructure and social protection policies and the promotion of shared responsibility within the household and the family as nationally appropriate

Proportion of time spent on unpaid domestic and care work, by sex, age and location

<u>Gender</u>				
Both sex	13.1%	2016	Household Income and Expenditure Survey/NBS	
Female	20.6%	2016	Household Income and Expenditure Survey/NBS	
Male	4.6%	2016	Household Income and Expenditure Survey/NBS	
<u>Locality</u>				
Male'	11.9%	2016	Household Income and Expenditure Survey/NBS	
Atolls	14.1%	2016	Household Income and Expenditure Survey/NBS	
<u>Age group</u>				
15-24	7.3%	2016	Household Income and Expenditure Survey/NBS	
25-44	16.9%	2016	Household Income and Expenditure Survey/NBS	
45-54	15.4%	2016	Household Income and Expenditure Survey/NBS	
55-64	12.7%	2016	Household Income and Expenditure Survey/NBS	
65+	5.8%	2016	Household Income and Expenditure Survey/NBS	

5.5 Ensure women's full and effective participation and equal opportunities for leadership at all levels of decision-making in political, economic and public life

Proportion of seats held by women in national parliaments and local governments

5.6%	2014	SYB2015
------	------	---------

Proportion of women in managerial positions

19.5%	2016	Household Income and Expenditure Survey/NBS
-------	------	---------------------------------------------

5.6 Ensure universal access to sexual and reproductive health and reproductive rights as agreed in accordance with the Programme of Action of the International Conference on Population and Development and the Beijing Platform for Action and the outcome documents of their review conferences

No data Available

5.a Undertake reforms to give women equal rights to economic resources, as well as access to ownership and control over land and other forms of property, financial services, inheritance and natural resources, in accordance with national laws

No data Available

5.b Enhance the use of enabling technology, in particular information and communications technology, to promote the empowerment of women

Proportion of individuals who own a mobile telephone, by sex

Both Sexes	86%	2014	Census
Male	78%	2014	Census
Female	96%	2014	Census

5.c Adopt and strengthen sound policies and enforceable legislation for the promotion of gender equality and the empowerment of all women and girls at all levels

No Available data

سَوِيٌّ مَرْغُوبٌ



6

CLEAN WATER AND
SANITATION

GOAL 6

Ensure availability and sustainable management of water and sanitation for all

Data Status by Indicator

Internationally Agreed Indicators

6.1.1 Proportion of population using safely managed drinking water services

6.2.1 Proportion of population using safely managed sanitation services, including a hand-washing facility with soap and water

6.3.1 Proportion of wastewater safely treated

6.3.2 Proportion of bodies of water with good ambient water quality

6.4.1 Change in water-use efficiency over time

6.4.2 Level of water stress: freshwater withdrawal as a proportion of available freshwater resources

6.5.1 Degree of integrated water resources management implementation (0-100)

6.5.2 Proportion of transboundary basin area with an operational arrangement for water cooperation

6.6.1 Change in the extent of water-related ecosystems over time

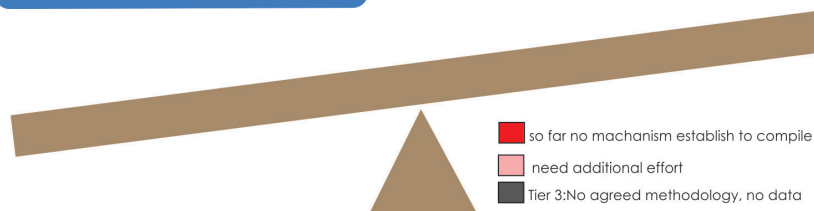
6.a.1 Amount of water- and sanitation-related official development assistance that is part of a government-coordinated spending plan

6.b.1 Proportion of local administrative units with established and operational policies and procedures for participation of local communities in water and sanitation management

Nationally Available Indicators

Population classified by type of water used for drinking, Census 2014

Percentage of households classified by type of sewerage facilities used and locality, census 2014



Data Updates by Targets

6.1 By 2030, achieve universal and equitable access to safe and affordable drinking water for all

Population classified by type of water used for drinking, Census 2014

Atolls:				
(Rain water)	87%	2014		
(Desalinated water)	7%	2014		
(bottled water)	5%	2014		
				CENSUS /NBS
Male':				
(Rain water)	2%	2014		
(Desalinated water)	29%	2014		
(bottled water)	68%	2014		

6.2 By 2030, achieve access to adequate and equitable sanitation and hygiene for all and end open defecation, paying special attention to the needs of women and girls and those in vulnerable situations

Percentage of households classified by type of sewerage facilities used and locality, census 2014

Atolls:				
Toilet connected to sewerage network	26%	2014		
Toilet connected to sea	11%	2014		
Toilet connected to septic tank	64%	2014		
				CENSUS /NBS
Male'	100%	2014		

6.3 By 2030, improve water quality by reducing pollution, eliminating dumping and minimizing release of hazardous chemicals and materials, halving the proportion of untreated wastewater and substantially increasing recycling and safe reuse globally
No data Available

6.4 By 2030, substantially increase water-use efficiency across all sectors and ensure sustainable withdrawals and supply of freshwater to address water scarcity and substantially reduce the number of people suffering from water scarcity
No data Available

6.5 By 2030, implement integrated water resources management at all levels, including through transboundary cooperation as appropriate
No data Available

6.6 By 2020, protect and restore water-related ecosystems, including mountains, forests, wetlands, rivers, aquifers and lakes

No data Available

6.a By 2030, expand international cooperation and capacity-building support to developing countries in water- and sanitation-related activities and programmes, including water harvesting, desalination, water efficiency, wastewater treatment, recycling and reuse technologies

No data Available

6.b Support and strengthen the participation of local communities in improving water and sanitation management

No data Available

طاقة نظيفة وبأسعار معقولة



7

AFFORDABLE AND
CLEAN ENERGY

GOAL 7

Ensure access to affordable, reliable, sustainable and modern energy for all

Data Status by Indicator

Internationally Agreed Indicators

7.1.1 Proportion of population with access to electricity

7.1.2 Proportion of population with primary reliance on clean fuels and technology

7.2.1 Renewable energy share in the total final energy consumption

7.3.1 Energy intensity measured in terms of primary energy and GDP

7.a.1 Mobilized amount of United States dollars per year starting in 2020 accountable towards the \$100 billion commitment

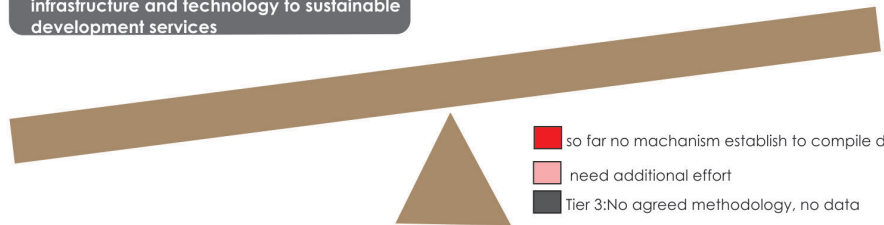
7.b.1 Investments in energy efficiency as a percentage of GDP and the amount of foreign direct investment in financial transfer for infrastructure and technology to sustainable development services

Nationally Available Indicators

Proportion of population with access to electricity

Households by type fuel used for cooking (National level)

Percentage distribution of installed capacity for electricity generation - Renewable



Data Updates by Targets

7.1 By 2030, ensure universal access to affordable, reliable and modern energy services

Households by type fuel used for cooking (National level)

Electricity	1%	2014	CENSUS /NBS
Gas	95%	2014	

7.2 By 2030, increase substantially the share of renewable energy in the global energy mix

Percentage distribution of installed capacity for electricity generation - Renewable

7%	2016	SOE/MEE
----	------	---------

7.3 By 2030, double the global rate of improvement in energy efficiency

No data Available

7.a By 2030, enhance international cooperation to facilitate access to clean energy research and technology, including renewable energy, energy efficiency and advanced and cleaner fossil-fuel technology, and promote investment in energy infrastructure and clean energy technology

No data Available

7.b By 2030, expand infrastructure and upgrade technology for supplying modern and sustainable energy services for all in developing countries, in particular least developed countries, small island developing States and landlocked developing countries, in accordance with their respective programmes of support

No data Available

دەستخیز دۆلەت سەقامداری
ئىقتىسادىي ئۆسۈش



8

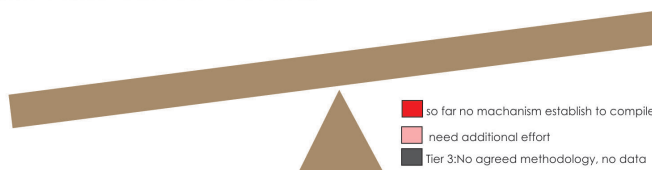
DECENT WORK AND
ECONOMIC GROWTH

GOAL 8

Promote sustained, inclusive and sustainable economic growth, full and productive employment and decent work for all

Data Status by Indicator

Internationally Agreed Indicators	Nationally Available Indicators
8.1.1 Annual growth rate of real GDP per capita	Annual growth rate of real GDP per capita
8.2.1 Annual growth rate of real GDP per employed person	Annual growth rate of real GDP per employed person
8.3.1 Proportion of informal employment in non-agriculture employment, by sex	Number of Employed Resident Maldivian population By status in Employment
8.4.1 Material footprint, material footprint per capita, and material footprint per GDP	
8.4.2 Domestic material consumption, domestic material consumption per capita, and domestic material consumption per GDP	
8.5.2 Unemployment rate by sex, age, and persons with disabilities	Unemployment Rate, by sex
8.6.1 Proportion of youth (aged 15-24 years) not in education, employment or training	Proportion of youth (aged 15-24) not in education, employment or training
8.7.1 Proportion and number of children aged 5-17 years engaged in child labour, by sex and age	Number of children aged 15-17 years engaged in employment, by sex and age
8.8.1 Frequency rates of fatal and non-fatal occupational injuries, by sex and migrant status	
8.8.2 Increase in national compliance of labour rights (freedom of association and collective bargaining) based on International Labour Organization (ILO) textual sources and national legislation, by sex and migrant status	
8.9.1 Tourism direct GDP as a proportion of total GDP and in growth rate	Percentage share of GDP Tourism
8.9.2 Number of jobs in tourism industries as a proportion of total jobs and growth rate of jobs, by sex	
8.10.1 Number of commercial bank branches and automated teller machines (ATMs) per 100,000 adults	Number of commercial bank branches and ATMs per 100,000 adults
8.10.2 Proportion of adults (15 years and older) with an account at a bank or other financial institution or with a mobile-money-service provider	Proportion of adults (15 years and older) with an account at a bank or other financial institution or with a mobile money service provider
8.a.1 Aid for Trade commitments and disbursements	
8.b.1 Total government spending in social protection and employment programmes as a proportion of the national budgets and GDP	Government expenditure on different social protection schemes



Data Updates by Targets

8.1 Sustain per capita economic growth in accordance with national circumstances and, in particular, at least 7 per cent gross domestic product growth per annum in the least developed countries

Annual growth rate of real GDP per capita

	Data	Year	Source
Annual growth rate of real GDP per capita	-0.94	2015	Household Income and Expenditure Survey/NBS

8.2 Achieve higher levels of economic productivity through diversification, technological upgrading and innovation, including through a focus on high-value added and labour-intensive sectors

Annual growth rate of real GDP per employed person

	Data	Year	Source
Annual growth rate of real GDP per employed person	0.43	2014	NBS

8.3 Promote development-oriented policies that support productive activities, decent job creation, entrepreneurship, creativity and innovation, and encourage the formalization and growth of micro-, small- and medium-sized enterprises, including through access to financial services

Both sex

Non- agricultural	45.8%	2016	Household Income and Expenditure Survey/NBS
Agriculture	98.8%	2016	Household Income and Expenditure Survey/NBS
Industry	74.3%	2016	Household Income and Expenditure Survey/NBS
Services	38.4%	2016	Household Income and Expenditure Survey/NBS

Female

Non- agricultural	49.1%	2016	Household Income and Expenditure Survey/NBS
Agriculture	100.0%	2016	Household Income and Expenditure Survey/NBS
Industry	92.7%	2016	Household Income and Expenditure Survey/NBS
Services	37.6%	2016	Household Income and Expenditure Survey/NBS

<u>Male</u>			
Non- agricultural	43.5%	2016	Household Income and Expenditure Survey/NBS
Agriculture	98.6%	2016	Household Income and Expenditure Survey/NBS
Industry	60.7%	2016	Household Income and Expenditure Survey/NBS
Services	39.0%	2016	Household Income and Expenditure Survey/NBS
<u>Male'</u>			
Non- agricultural	36.2%	2016	Household Income and Expenditure Survey/NBS
Agriculture	100.0%	2016	Household Income and Expenditure Survey/NBS
Industry	55.0%	2016	Household Income and Expenditure Survey/NBS
Services	33.6%	2016	Household Income and Expenditure Survey/NBS
<u>Atolls</u>			
Non- agricultural	55.6%	2016	Household Income and Expenditure Survey/NBS
Agriculture	98.7%	2016	Household Income and Expenditure Survey/NBS
Industry	82.4%	2016	Household Income and Expenditure Survey/NBS
Services	44.5%	2016	Household Income and Expenditure Survey/NBS

8.4 Improve progressively, through 2030, global resource efficiency in consumption and production and endeavour to decouple economic growth from environmental degradation, in accordance with the 10 Year Framework of Programmes on Sustainable Consumption and Production, with developed countries taking the lead

No data Available

8.5 By 2030, achieve full and productive employment and decent work for all women and men, including for young people and persons with disabilities, and equal pay for work of equal value

Average hourly earnings of female and male employees by occupations by occupation, age

<u>Locality</u>				
Maldives	20.4%	2016		Household Income and Expenditure Survey/NBS
Male'	32.0%	2016		Household Income and Expenditure Survey/NBS
Atolls	-1.0%	2016		Household Income and Expenditure Survey/NBS
<u>Occupation</u>				
0. Armed forces occupations	12.1%	2016		Household Income and Expenditure Survey/NBS
1. Managers	56.7%	2016		Household Income and Expenditure Survey/NBS
2. Professionals	35.4%	2016		Household Income and Expenditure Survey/NBS
3. Technicians and associate professionals	11.4%	2016		Household Income and Expenditure Survey/NBS
4. Clerical support workers	-6.6%	2016		Household Income and Expenditure Survey/NBS
5. Service and sales workers	18.1%	2016		Household Income and Expenditure Survey/NBS
6. Skilled agricultural, forestry and fishery workers	0.9%	2016		Household Income and Expenditure Survey/NBS
7. Craft and related trades workers	-68.9%	2016		Household Income and Expenditure Survey/NBS
8. Plant and machine operators and assemblers	-65.7%	2016		Household Income and Expenditure Survey/NBS
9. Elementary occupations	-7.7%	2016		Household Income and Expenditure Survey/NBS
<u>Age group</u>				
15-17	57.7%	2016		Household Income and Expenditure Survey/NBS
18-19	12.1%	2016		Household Income and Expenditure Survey/NBS
20-24	-1.8%	2016		Household Income and Expenditure Survey/NBS
25-29	-4.0%	2016		Household Income and Expenditure Survey/NBS
30-34	45.6%	2016		Household Income and Expenditure Survey/NBS
35-39	28.7%	2016		Household Income and Expenditure Survey/NBS
40-44	11.0%	2016		Household Income and Expenditure Survey/NBS
45-49	-1.8%	2016		Household Income and Expenditure Survey/NBS
50-54	-0.9%	2016		Household Income and Expenditure Survey/NBS
55-59	4.9%	2016		Household Income and Expenditure Survey/NBS
60-64	32.7%	2016		Household Income and Expenditure Survey/NBS
65+	2.3%	2016		Household Income and Expenditure Survey/NBS

Unemployment rate, by sex, age

<u>Sex</u>			
Both sex	6.1%	2016	Household Income and Expenditure Survey/NBS
Female	5.6%	2016	Household Income and Expenditure Survey/NBS
Male	6.4%	2016	Household Income and Expenditure Survey/NBS
<u>Locality</u>			
Male ¹	7.5%	2016	Household Income and Expenditure Survey/NBS
Atolls	4.9%	2016	Household Income and Expenditure Survey/NBS
<u>Age group</u>			
15-17	17.0%	2016	Household Income and Expenditure Survey/NBS
18-19	25.1%	2016	Household Income and Expenditure Survey/NBS
20-24	13.4%	2016	Household Income and Expenditure Survey/NBS
25-29	4.4%	2016	Household Income and Expenditure Survey/NBS
30-34	3.0%	2016	Household Income and Expenditure Survey/NBS
35-39	5.1%	2016	Household Income and Expenditure Survey/NBS
40-44	2.4%	2016	Household Income and Expenditure Survey/NBS
<u>45-49</u>	3.5%	2016	Household Income and Expenditure Survey/NBS
<u>50-54</u>	4.4%	2016	Household Income and Expenditure Survey/NBS
55-59	1.0%	2016	Household Income and Expenditure Survey/NBS
60-64	2.1%	2016	Household Income and Expenditure Survey/NBS
65+	4.8%	2016	Household Income and Expenditure Survey/NBS

8.6 By 2020, substantially reduce the proportion of youth not in employment, education or training

Proportion of youth (aged 15-24) not in education, employment or training

23%	2016	Household Income and Expenditure Survey/NBS
-----	------	---------------------------------------------

8.7 Take immediate and effective measures to eradicate forced labour, end modern slavery and human trafficking and secure the prohibition and elimination of the worst forms of child labour, including recruitment and use of child soldiers, and by 2025 end child labour in all its forms

Number of children aged 15-17 years engaged in employment, by sex and age

Both Sex	2,961	2014	CENSUS
Male	1,754	2014	CENSUS
Female	1,207	2014	CENSUS

8.8 Protect labour rights and promote safe and secure working environments for all workers, including migrant workers, in particular women migrants, and those in precarious employment

No data Available

8.9 By 2030, devise and implement policies to promote sustainable tourism that creates jobs and promotes local culture and products

Percentage share of GDP Tourism 24% 2015 NBS

8.10 Strengthen the capacity of domestic financial institutions to encourage and expand access to banking, insurance and financial services for all

Number of commercial bank branches and ATMs per 100,000 adults

Number of commercial bank branches 100,000 adults	12.13	2015	Maldives Monetary Authority
Number of commercial bank ATMs per 100,000 adult	27.97	2015	Maldives Monetary Authority

8.a Increase Aid for Trade support for developing countries, in particular least developed countries, including through the Enhanced Integrated Framework for Trade-related Technical Assistance to Least Developed Countries

No data Available

8.b By 2020, develop and operationalize a global strategy for youth employment and implement the Global Jobs Pact of the International Labour Organization

Government expenditure on different social protection schemes	90,830,729.05	2015	NSPA/NBS
----------------------------------------------------------------------	---------------	------	----------

ساختار نوین
رشد و توسعه
دولت نوین
تعمیرات



9

INDUSTRY, INNOVATION
AND INFRASTRUCTURE

GOAL 9

Build resilient infrastructure, promote inclusive and sustainable industrialization and foster innovation

Data Status by Indicator

Internationally Agreed Indicators

9.1.1 Proportion of the rural population who live within 2 km of an all-season road

9.1.2 Passenger and freight volumes, by mode of transport

9.2.1 Manufacturing value added as a proportion of GDP and per capita

9.2.2 Manufacturing employment as a proportion of total employment

9.3.1 Proportion of small-scale industries in total industry value added

9.3.2 Proportion of small-scale industries with a loan or line of credit

9.4.1 CO2 emission per unit of value added

9.5.1 Research and development expenditure as a proportion of GDP

9.5.2 Researchers (in full-time equivalent) per million inhabitants

9.a.1 Total official international support (official development assistance plus other official flows) to infrastructure

9.b.1 Proportion of medium and high-tech industry value added in total value added

9.c.1 Proportion of population covered by a mobile network, by technology

Nationally Available Indicators

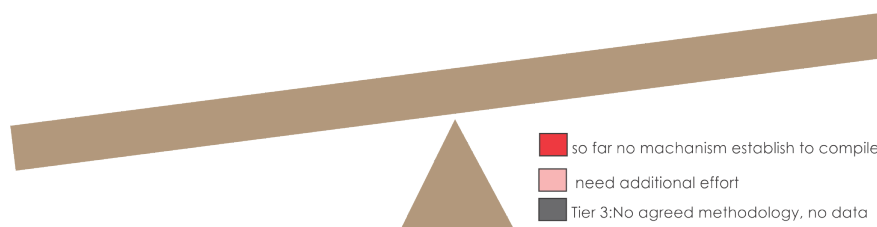
Passenger and freight volumes, by air

Manufacturing value added as a proportion of GDP
Manufacturing value added per capita

Manufacturing employment as a proportion of total employment

GgCO2e emission, Per capita
emission KgCO2e

Mobile subscriptions per 100 people



Data Updates by Targets

9.1 Develop quality, reliable, sustainable and resilient infrastructure, including regional and trans-border infrastructure, to support economic development and human well-being, with a focus on affordable and equitable access for all

No data Available

9.2 Promote inclusive and sustainable industrialization and, by 2030, significantly raise industry's share of employment and gross domestic product, in line with national circumstances, and double its share in least developed countries

Manufacturing value added as a proportion of GDP	3%	2015	NBS
Manufacturing value added per capita (MVR)	1706.43	2015	NBS
Manufacturing employment as a proportion of total employment	11%	2016	Household Income and Expenditure Survey/NBS

9.3 Increase the access of small-scale industrial and other enterprises, in particular in developing countries, to financial services, including affordable credit, and their integration into value chains and markets

No data Available

9.4 By 2030, upgrade infrastructure and retrofit industries to make them sustainable, with increased resource-use efficiency and greater adoption of clean and environmentally sound technologies and industrial processes, with all countries taking action in accordance with their respective capabilities

GgCO2e emission	1,226	2011	SOE/Ministry of Environment and Energy
Per capita emission KgCO2e	3,697	2011	SOE/Ministry of Environment and Energy

9.5 Enhance scientific research, upgrade the technological capabilities of industrial sectors in all countries, in particular developing countries, including, by 2030, encouraging innovation and substantially increasing the number of research and development workers per 1 million people and public and private research and development spending

No data Available

9.a Facilitate sustainable and resilient infrastructure development in developing countries through enhanced financial, technological and technical support to African countries, least developed countries, landlocked developing countries and small island developing States

No data Available

9.b Support domestic technology development, research and innovation in developing countries, including by ensuring a conducive policy environment for, inter alia, industrial diversification and value addition to commodities

No data Available

9.c Significantly increase access to information and communications technology and strive to provide universal and affordable access to the Internet in least developed countries by 2020

Mobile subscriptions per 100 people

	Data	Year	Source
Mobile subscriptions per 100 people	212.9	2015	CAM

سَوَادِي سَوَادِي سَوَادِي سَوَادِي



10

REDUCED
INEQUALITIES

GOAL 10

Reduce inequality within and among countries

Data Status by Indicator

Internationally Agreed Indicators

10.1.1 Growth rates of household expenditure or income per capita among the bottom 40 per cent of the population and the total population

10.2.1 Proportion of people living below 50 per cent of median income, by age, sex and persons with disabilities

10.3.1 Proportion of the population reporting having personally felt discriminated against or harassed within the previous 12 months on the basis of a ground of discrimination prohibited under international human rights law

10.4.1 Labour share of GDP, comprising wages and social protection transfers

10.5.1 Financial Soundness Indicators

10.6.1 Proportion of members and voting rights of developing countries in international organizations

10.7.1 Recruitment cost borne by employee as a proportion of yearly income earned in country of destination

10.7.2 Number of countries that have implemented well-managed migration policies

10.a.1 Proportion of tariff lines applied to imports from least developed countries and developing countries with zero-tariff

10.b.1 Total resource flows for development, by recipient and donor countries and type of flow (e.g. official development assistance, foreign direct investment and other flows)

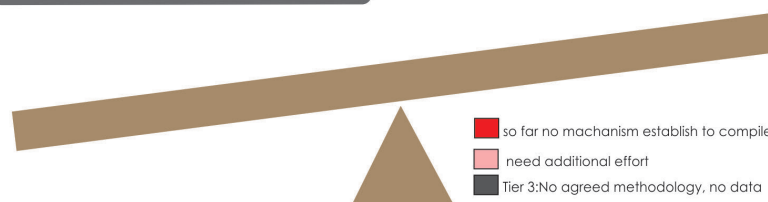
10.c.1 Remittance costs as a proportion of the amount remitted

Nationally Available Indicators

Labour share of GDP, comprising wages and social protection transfers

Proportion of members and voting rights of developing countries in international organizations

Total resource flows for development, by recipient and donor countries and type of flow (e.g. official development assistance, foreign direct investment and other flows)



- so far no mechanism established to compile data
- need additional effort
- Tier 3: No agreed methodology, no data

Data Updates by Targets

10.1 By 2030, progressively achieve and sustain income growth of the bottom 40 per cent of the population at a rate higher than the national average

No data Available

10.2 By 2030, empower and promote the social, economic and political inclusion of all, irrespective of age, sex, disability, race, ethnicity, origin, religion or economic or other status

No data Available

10.3 Ensure equal opportunity and reduce inequalities of outcome, including by eliminating discriminatory laws, policies and practices and promoting appropriate legislation, policies and action in this regard

No data Available

10.4 Adopt policies, especially fiscal, wage and social protection policies, and progressively achieve greater equality

<u>Labour share (%) of GDP in 2015</u>			
	20,579.2	2015	NBS
GDP 2015 at current price (In Million MVR , at current prices)	52,787.5	2015	NBS
Staff Salary	3,737,949	2015	SYB
Staff Allowance	2,858,399	2015	SYB
Social Security	1,271,907	2015	SYB
Pension	1,376,874	2015	SYB
Retirement	205,437	2015	SYB
<u>Aasandha</u>	1,400,610	2015	SYB

10.5 Improve the regulation and monitoring of global financial markets and institutions and strengthen the implementation of such regulations

No data Available

10.6 Ensure enhanced representation and voice for developing countries in decision-making in global international economic and financial institutions in order to deliver more effective, credible, accountable and legitimate institutions

Proportion of members and voting rights of developing countries in international organizations	Membership	Voting right		
United Nations General Assembly	yes	yes		
United Nations Security Council	No	No		
United Nations Economic and Social Council	No	No		
International Monetary Fund	yes	yes		
International Bank for Reconstruction and Development	yes	yes	2015	Ministry of Foreign Affairs
International Finance Corporation	yes	yes		
African Development Bank	No	No		
Asian Development Bank	yes	yes		
Inter-American Development Bank	No	No		
World Trade Organization	yes	-		
Financial Stability Board	No	No		

10.7 Facilitate orderly, safe, regular and responsible migration and mobility of people, including through the implementation of planned and well-managed migration policies

No data Available

10.a Implement the principle of special and differential treatment for developing countries, in particular least developed countries, in accordance with World Trade Organization agreements

No data Available

10.b Encourage official development assistance and financial flows, including foreign direct investment, to States where the need is greatest, in particular least developed countries, African countries, small island developing States and landlocked developing countries, in accordance with their national plans and programmes

Total resource flows for development, by recipient and donor countries and type of flow (e.g. official development assistance, foreign direct investment and other flows)

Saudi Fund	471,135,680		
Abu Dhabi Fund	18,140,284		
Kuwait Fund	3,265,920		
French Development Agency (AFD)	102,088,125		
International Fund for Agriculture Development (IFAD)	14,547,447		
Islamic Development Bank (IDB)	8,253,710	2015	Ministry of Finance and Treasury
Asian Development Bank (ADB)	15,513,646		
Opac Fund for International Development (OPID)	25,617,622		
Exim Bank (China)	1,350,000,000		
Exim Bank (India)	118,654,607		
Total	2,127,217,041		

10.c By 2030, reduce to less than 3 per cent the transaction costs of migrant remittances and eliminate remittance corridors with costs higher than 5 per cent

تجدد، تنوع، تميز



11

SUSTAINABLE CITIES
AND COMMUNITIES

GOAL 11

Make cities and human settlements inclusive, safe, resilient and sustainable

Data Status by Indicator

Internationally Agreed Indicators

11.1.1 Proportion of urban population living in slums, informal settlements or inadequate housing

11.2.1 Proportion of population that has convenient access to public transport, by sex, age and persons with disabilities

11.3.1 Ratio of land consumption rate to population growth rate

11.3.2 Proportion of cities with a direct participation structure of civil society in urban planning and management that operate regularly and democratically

11.4.1 Total expenditure (public and private) per capita spent on the preservation, protection and conservation of all cultural and natural heritage, by type of heritage (cultural, natural, mixed and World Heritage Centre designation), level of government (national, regional and local/municipal), type of expenditure (operating expenditure/investment) and type of private funding (donations in kind, private non-profit sector and sponsorship)

11.5.1 Number of deaths, missing persons and persons affected by disaster per 100,000 people

11.5.2 Direct disaster economic loss in relation to global GDP, including disaster damage to critical infrastructure and disruption of basic services^a

11.6.1 Proportion of urban solid waste regularly collected and with adequate final discharge out of total urban solid waste generated, by cities

11.6.2 Annual mean levels of fine particulate matter (e.g. PM2.5 and PM10) in cities (population weighted)

11.7.1 Average share of the built-up area of cities that is open space for public use for all, by sex, age and persons with disabilities

11.7.2 Proportion of persons victim of physical or sexual harassment, by sex, age, disability status and place of occurrence, in the previous 12 months

11.a.1 Proportion of population living in cities that implement urban and regional development plans integrating population projections and resource needs, by size of city

11.b.1 Proportion of local governments that adopt and implement local disaster risk reduction strategies in line with the Sendai Framework for Disaster Risk Reduction 2015-2030^a

11.b.2 Number of countries with national and local disaster risk reduction strategies^a

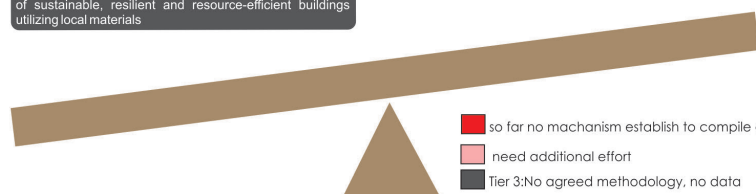
11.c.1 Proportion of financial support to the least developed countries that is allocated to the construction and retrofitting of sustainable, resilient and resource-efficient buildings utilizing local materials

Nationally Available Indicators

Households by type of living quarters and locality, in buildings not intended for human habitation

Number of deaths, missing persons

Urban solid waste regularly generated by location



Data Updates by Targets

By 2030, ensure access for all to adequate, safe and affordable housing and basic services and upgrade slums

Households by type of living quarters and locality, In buildings not intended for human habitation				
	Republic	0.40%	2014	CENSUS
	Male'	0.40%	2014	CENSUS
	Aministrative Islands	0.30%	2014	CENSUS
	Non Administrative Islands	1.00%	2014	CENSUS

Percentage of households classified by type of sewerage facilities used and locality, census 2014				
	Atolls:			
	Toilet connected to sewerage network	25.97%	2014	CENSUS
	Toilet connected to sea	11.19%	2014	CENSUS
	Toilet connected to septic tank	63.84%	2014	CENSUS
	Male'			
	Toilet connected to sewerage network	100.00%	2014	CENSUS

Households using well water for showering by cleanliness of water				
	Atolls:			
	Not-stated	1.00%	2014	CENSUS
	Contaminated well water	23.00%	2014	CENSUS
	Clean well water	76.00%	2014	CENSUS

11.2 By 2030, provide access to safe, affordable, accessible and sustainable transport systems for all, improving road safety, notably by expanding public transport, with special attention to the needs of those in vulnerable situations, women, children, persons with disabilities and older persons

No data Available

11.3 By 2030, enhance inclusive and sustainable urbanization and capacity for participatory, integrated and sustainable human settlement planning and management in all countries

No data Available

11.4 Strengthen efforts to protect and safeguard the world's cultural and natural heritage

No data Available

11.5 By 2030, significantly reduce the number of deaths and the number of people affected and substantially decrease the direct economic losses relative to global gross domestic product caused by disasters, including water-related disasters, with a focus on protecting the poor and people in vulnerable situations

Number of Deaths and missing due to disaster				
Number of people dead:	82	2004	NDMC	
Number of people missing:	26	2004	NDMC	

11.6 By 2030, reduce the adverse per capita environmental impact of cities, including by paying special attention to air quality and municipal and other waste management

Percentage of total waste generated by locality				
Waste generated - Atolls	67,096 MT	2014	MEE	
Waste generated - Male	255,826 MT	2014	MEE	

11.7 By 2030, provide universal access to safe, inclusive and accessible, green and public spaces, in particular for women and children, older persons and persons with disabilities

No data Available

11.a Support positive economic, social and environmental links between urban, peri-urban and rural areas by strengthening national and regional development planning

No data Available

11.b By 2020, substantially increase the number of cities and human settlements adopting and implementing integrated policies and plans towards inclusion, resource efficiency, mitigation and adaptation to climate change, resilience to disasters, and develop and implement, in line with the Sendai Framework for Disaster Risk Reduction 2015-2030, holistic disaster risk management at all levels

No data Available

11.c Support least developed countries, including through financial and technical assistance, in building sustainable and resilient buildings utilizing local materials

No data Available

עבודתנו היא ליישם את
הערכים של אחריות
והתחשבנות



12

RESPONSIBLE
CONSUMPTION
AND PRODUCTION

GOAL 12

Make cities and human settlements inclusive, safe, resilient and sustainable

Data Status by Indicator

Internationally Agreed Indicators

12.1.1 Number of countries with sustainable consumption and production (SCP) national action plans or SCP mainstreamed as a priority or a target into national policies

12.2.1 Material footprint, material footprint per capita, and material footprint per GDP

12.2.2 Domestic material consumption, domestic material consumption per capita, and domestic material consumption per GDP

12.3.1 Global food loss index

12.4.1 Number of parties to international multilateral environmental agreements on hazardous waste, and other chemicals that meet their commitments and obligations in transmitting information as required by each relevant agreement

12.4.2 Hazardous waste generated per capita and proportion of hazardous waste treated, by type of treatment

12.5.1 National recycling rate, tons of material recycled

12.6.1 Number of companies publishing sustainability reports

12.7.1 Number of countries implementing sustainable public procurement policies and action plans

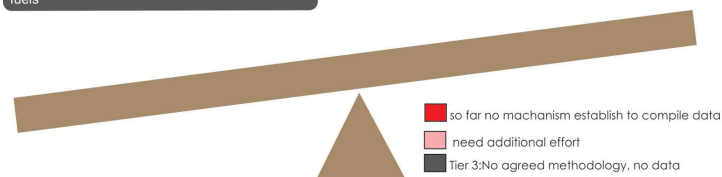
12.8.1 Extent to which (i) global citizenship education and (ii) education for sustainable development (including climate change education) are mainstreamed in (a) national education policies; (b) curricula; (c) teacher education; and (d) student assessment

12.a.1 Amount of support to developing countries on research and development for sustainable consumption and production and environmentally sound technologies

12.b.1 Number of sustainable tourism strategies or policies and implemented action plans with agreed monitoring and evaluation tools

12.c.1 Amount of fossil-fuel subsidies per unit of GDP (production and consumption) and as a proportion of total national expenditure on fossil fuels

Nationally Available Indicators



Data Updates by Targets

12.1 Implement the 10-Year Framework of Programmes on Sustainable Consumption and Production Patterns, all countries taking action, with developed countries taking the lead, taking into account the development and capabilities of developing countries

No data Available

12.2 By 2030, achieve the sustainable management and efficient use of natural resources

No data Available

12.3 By 2030, halve per capita global food waste at the retail and consumer levels and reduce food losses along production and supply chains, including post-harvest losses

No data Available

12.4 By 2020, achieve the environmentally sound management of chemicals and all wastes throughout their life cycle, in accordance with agreed international frameworks, and significantly reduce their release to air, water and soil in order to minimize their adverse impacts on human health and the environment

No data Available

12.5 By 2030, substantially reduce waste generation through prevention, reduction, recycling and reuse

No data Available

12.6 Encourage companies, especially large and transnational companies, to adopt sustainable practices and to integrate sustainability information into their reporting cycle

No data Available

12.7 Promote public procurement practices that are sustainable, in accordance with national policies and priorities

No data Available

12.8 By 2030, ensure that people everywhere have the relevant information and awareness for sustainable development and lifestyles in harmony with nature

No data Available

12.a Support developing countries to strengthen their scientific and technological capacity to move towards more sustainable patterns of consumption and production

No data Available

12.b Develop and implement tools to monitor sustainable development impacts for sustainable tourism that creates jobs and promotes local culture and products

No data Available

12.c Rationalize inefficient fossil-fuel subsidies that encourage wasteful consumption by removing market distortions, in accordance with national circumstances, including by restructuring taxation and phasing out those harmful subsidies, where they exist, to reflect their environmental impacts, taking fully into account the specific needs and conditions of developing countries and minimizing the possible adverse impacts on their development in a manner that protects the poor and the affected communities

No data Available

”سودا سكرتوريات و موفو كوتو



13

CLIMATE ACTION

GOAL 13

Take urgent action to combat climate change and its impacts

Data Status by Indicator

Internationally Agreed Indicators

13.1.1 Number of countries with national and local disaster risk reduction strategies^a

13.1.2 Number of deaths, missing persons and persons affected by disaster per 100,000 people^a

13.2.1 Number of countries that have communicated the establishment or operationalization of an integrated policy/strategy/plan which increases their ability to adapt to the adverse impacts of climate change, and foster climate resilience and low greenhouse gas emissions development in a manner that does not threaten food production (including a national adaptation plan, nationally determined contribution, national communication, biennial update report or other)

13.3.1 Number of countries that have integrated mitigation, adaptation, impact reduction and early warning into primary, secondary and tertiary curricula

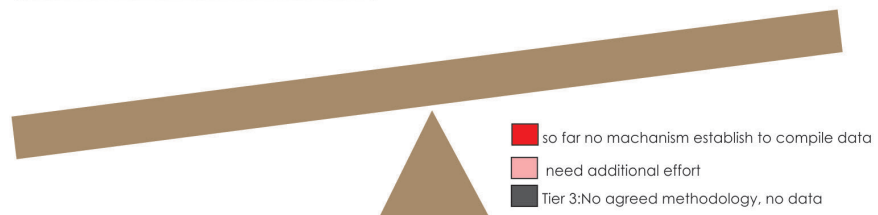
13.3.2 Number of countries that have communicated the strengthening of institutional, systemic and individual capacity-building to implement adaptation, mitigation and technology transfer, and development actions

13.a.1 Mobilized amount of United States dollars per year starting in 2020 accountable towards the \$100 billion commitment

13.b.1 Number of least developed countries and small island developing States that are receiving specialized support, and amount of support, including finance, technology and capacity-building, for mechanisms for raising capacities for effective climate change-related planning and management, including focusing on women, youth and local and marginalized communities

Nationally Available Indicators

Number of deaths, missing persons



Data Updates by Targets

13.1 Strengthen resilience and adaptive capacity to climate-related hazards and natural disasters in all countries

Number of Deaths and missing due to disaster

Number of people dead:	82	2004	NDMC
Number of people missing:	26	2004	NDMC
No of people relocated or evacuated due to disasters	175	2015	NDMC

13.2 Integrate climate change measures into national policies, strategies and planning

No data Available

13.3 Improve education, awareness-raising and human and institutional capacity on climate change mitigation, adaptation, impact reduction and early warning

No data Available

13.a Implement the commitment undertaken by developed-country parties to the United Nations Framework Convention on Climate Change to a goal of mobilizing jointly \$100 billion annually by 2020 from all sources to address the needs of developing countries in the context of meaningful mitigation actions and transparency on implementation and fully operationalize the Green Climate Fund through its capitalization as soon as possible

No data Available

13.b Promote mechanisms for raising capacity for effective climate change-related planning and management in least developed countries and small island developing States, including focusing on women, youth and local and marginalized communities

No data Available

قِيَامُ الْحَيَاةِ
الْمَرْحَلَةِ



14 LIFE BELOW WATER

GOAL 14

Conserve and sustainably use the oceans, seas and marine resources for sustainable development

Data Status by Indicator

Internationally Agreed Indicators

14.1.1 Index of coastal eutrophication and floating plastic debris density

14.2.1 Proportion of national exclusive economic zones managed using ecosystem-based approaches

14.3.1 Average marine acidity (pH) measured at agreed suite of representative sampling stations

14.4.1 Proportion of fish stocks within biologically sustainable levels

14.5.1 Coverage of protected areas in relation to marine areas

14.6.1 Progress by countries in the degree of implementation of international instruments aiming to combat illegal, unreported and unregulated fishing

14.7.1 Sustainable fisheries as a percentage of GDP in small island developing States, least developed countries and all countries

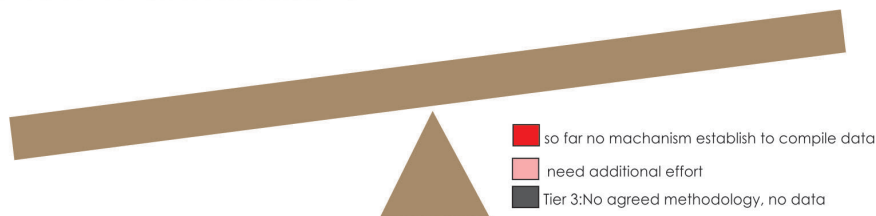
14.a.1 Proportion of total research budget allocated to research in the field of marine technology

14.b.1 Progress by countries in the degree of application of a legal/regulatory/policy/institutional framework which recognizes and protects access rights for small-scale fisheries

14.c.1 Number of countries making progress in ratifying, accepting and implementing through legal, policy and institutional frameworks, ocean-related instruments that implement international law, as reflected in the United Nation Convention on the Law of the Sea, for the conservation and sustainable use of the oceans and their resources

Nationally Available Indicators

Percentage share of GDP _ fisheries



Data Updates by Targets

14.1 By 2025, prevent and significantly reduce marine pollution of all kinds, in particular from land-based activities, including marine debris and nutrient pollution

No data Available

14.2 By 2020, sustainably manage and protect marine and coastal ecosystems to avoid significant adverse impacts, including by strengthening their resilience, and take action for their restoration in order to achieve healthy and productive oceans

No data Available

14.3 Minimize and address the impacts of ocean acidification, including through enhanced scientific cooperation at all levels

No data Available

14.4 By 2020, effectively regulate harvesting and end overfishing, illegal, unreported and unregulated fishing and destructive fishing practices and implement science-based management plans, in order to restore fish stocks in the shortest time feasible, at least to levels that can produce maximum sustainable yield as determined by their biological characteristics

No data Available

14.5 By 2020, conserve at least 10 per cent of coastal and marine areas, consistent with national and international law and based on the best available scientific information

No data Available

14.6 By 2020, prohibit certain forms of fisheries subsidies which contribute to overcapacity and overfishing, eliminate subsidies that contribute to illegal, unreported and unregulated fishing and refrain from introducing new such subsidies, recognizing that appropriate and effective special and differential treatment for developing and least developed countries should be an integral part of the World Trade Organization fisheries subsidies negotiation

No data Available

14.7 By 2030, increase the economic benefits to small island developing States and least developed countries from the sustainable use of marine resources, including through sustainable management of fisheries, aquaculture and tourism

Percentage share of GDP _ fisheries

1.30%

2015

NBS

14.a Increase scientific knowledge, develop research capacity and transfer marine technology, taking into account the Intergovernmental Oceanographic Commission Criteria and Guidelines on the Transfer of Marine Technology, in order to improve ocean health and to enhance the contribution of marine biodiversity to the development of developing countries, in particular small island developing States and least developed countries
No data Available

14.b Provide access for small-scale artisanal fishers to marine resources and markets
No data Available

14.c Enhance the conservation and sustainable use of oceans and their resources by implementing international law as reflected in the United Nations Convention on the Law of the Sea, which provides the legal framework for the conservation and sustainable use of oceans and their resources, as recalled in paragraph 158 of "The future we want"

No data Available

دندون
دندون



15

LIFE ON LAND

GOAL 15

Protect, restore and promote sustainable use of terrestrial ecosystems, sustainably manage forests, combat desertification, and halt and reverse land degradation and halt biodiversity loss

Data Status by Indicator

Internationally Agreed Indicators

15.1.1 Forest area as a proportion of total land area

15.1.2 Proportion of important sites for terrestrial and freshwater biodiversity that are covered by protected areas, by ecosystem type

15.2.1 Progress towards sustainable forest management

15.3.1 Proportion of land that is degraded over total land area

15.4.1 Coverage by protected areas of important sites for mountain biodiversity

15.4.2 Mountain Green Cover Index

15.5.1 Red List Index

15.6.1 Number of countries that have adopted legislative, administrative and policy frameworks to ensure fair and equitable sharing of benefits

15.7.1 Proportion of traded wildlife that was poached or illicitly trafficked

15.8.1 Proportion of countries adopting relevant national legislation and adequately resourcing the prevention or control of invasive alien species

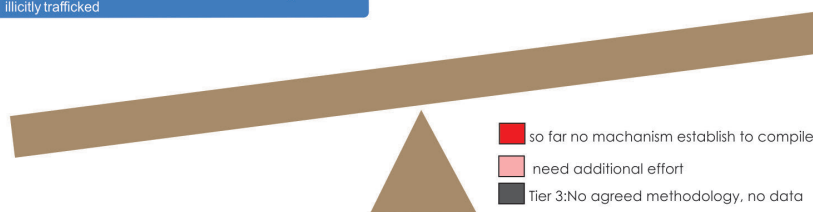
15.9.1 Progress towards national targets established in accordance with Aichi Biodiversity Target 2 of the Strategic Plan for Biodiversity 2011-2020

15.a.1 Official development assistance and public expenditure on conservation and sustainable use of biodiversity and ecosystems

15.b.1 Official development assistance and public expenditure on conservation and sustainable use of biodiversity and ecosystems

15.c.1 Proportion of traded wildlife that was poached or illicitly trafficked

Nationally Available Indicators



Data Updates by Targets

15.1 By 2020, ensure the conservation, restoration and sustainable use of terrestrial and inland freshwater ecosystems and their services, in particular forests, wetlands, mountains and drylands, in line with obligations under international agreements

No data Available

15.2 By 2020, promote the implementation of sustainable management of all types of forests, halt deforestation, restore degraded forests and substantially increase afforestation and reforestation globally

No data Available

15.3 By 2030, combat desertification, restore degraded land and soil, including land affected by desertification, drought and floods, and strive to achieve a land degradation-neutral world

No data Available

15.4 By 2030, ensure the conservation of mountain ecosystems, including their biodiversity, in order to enhance their capacity to provide benefits that are essential for sustainable development

No data Available

15.5 Take urgent and significant action to reduce the degradation of natural habitats, halt the loss of biodiversity and, by 2020, protect and prevent the extinction of threatened species

No data Available

15.6 Promote fair and equitable sharing of the benefits arising from the utilization of genetic resources and promote appropriate access to such resources, as internationally agreed

No data Available

15.7 Take urgent action to end poaching and trafficking of protected species of flora and fauna and address both demand and supply of illegal wildlife products

No data Available

15.8 By 2020, introduce measures to prevent the introduction and significantly reduce the impact of invasive alien species on land and water ecosystems and control or eradicate the priority species

No data Available

15.9 By 2020, integrate ecosystem and biodiversity values into national and local planning, development processes, poverty reduction strategies and accounts

No data Available

15.a Mobilize and significantly increase financial resources from all sources to conserve and sustainably use biodiversity and ecosystems

No data Available

15.b Mobilize significant resources from all sources and at all levels to finance sustainable forest management and provide adequate incentives to developing countries to advance such management, including for conservation and reforestation

No data Available

15.c Enhance global support for efforts to combat poaching and trafficking of protected species, including by increasing the capacity of local communities to pursue sustainable livelihood opportunities

No data Available

بِسْمِ اللَّهِ الرَّحْمَنِ الرَّحِيمِ
رَبِّهِمْ وَرَبِّ الْعَالَمِينَ



16

PEACE, JUSTICE AND
STRONG INSTITUTIONS

GOAL 16

Promote peaceful and inclusive societies for sustainable development, provide access to justice for all and build effective, accountable and inclusive institutions at all levels

Data Status by Indicator

Internationally Agreed Indicators

- 16.1.1 Number of victims of intentional homicide per 100,000 population, by sex and age
- 16.1.2 Conflict-related deaths per 100,000 population, by sex, age and cause
- 16.1.3 Proportion of population subjected to physical, psychological or sexual violence in the previous 12 months
- 16.1.4 Proportion of population that feel safe walking alone around the area they live
- 16.2.1 Proportion of children aged 1-17 years who experienced any physical punishment and/or psychological aggression by caregivers in the past month
- 16.2.2 Number of victims of human trafficking per 100,000 population, by sex, age and form of exploitation
- 16.2.3 Proportion of young women and men aged 18-29 years who experienced sexual violence by age 18
- 16.3.1 Proportion of victims of violence in the previous 12 months who reported their victimization to competent authorities or other officially recognized conflict resolution mechanisms
- 16.3.2 Unsentenced detainees as a proportion of overall prison population
- 16.4.1 Total value of inward and outward illicit financial flows (in current United States dollars)
- 16.4.2 Proportion of seized small arms and light weapons that are recorded and traced, in accordance with international standards and legal instruments
- 16.5.1 Proportion of persons who had at least one contact with a public official and who paid a bribe to a public official, or were asked for a bribe by those public officials, during the previous 12 months
- 16.5.2 Proportion of businesses that had at least one contact with a public official and that paid a bribe to a public official, or were asked for a bribe by those public officials during the previous 12 months
- 16.6.1 Primary government expenditures as a proportion of original approved budget, by sector (or by budget codes or similar)
- 16.6.2 Proportion of the population satisfied with their last experience of public services
- 16.7.1 Proportions of positions (by sex, age, persons with disabilities and population groups) in public institutions (national and local legislatures, public service, and judiciary) compared to national distributions
- 16.7.2 Proportion of population who believe decision-making is inclusive and responsive, by sex, age, disability and population group
- 16.8.1 Proportion of members and voting rights of developing countries in international organizations
- 16.9.1 Proportion of children under 5 years of age whose births have been registered with a civil authority, by age
- 16.10.1 Number of verified cases of killing, kidnapping, enforced disappearance, arbitrary detention and torture of journalists, associated media personnel, trade unionists and human rights advocates in the previous 12 months
- 16.10.2 Number of countries that adopt and implement constitutional, statutory and/or policy guarantees for public access to information
- 16.a.1 Existence of independent national human rights institutions in compliance with the Paris Principles
- 16.b.1 Proportion of population reporting having personally felt discriminated against or harassed in the previous 12 months on the basis of a ground of discrimination prohibited under international human rights law

Nationally Available Indicators

- Logged cases of Homicide, cases sent to court trial
- Number of logged cases by locality & type of cases, 2015
- Number of cases sent of court trial, Sexual abuse by family member, trusted person
- Number of logged cases on Domestic Violence
- Number of logged cases on Unlawful possession of weapons
- Proportion of children under 5 years of age whose births have been registered with a civil authority, by age
- Existence of independent National Human Rights institutions in compliance with the Paris Principles



Data Updates by Targets

16.1 Significantly reduce all forms of violence and related death rates everywhere

Number of logged cases by locality & type of cases,

Assault	529	2015	SYB 2016
Sexual Offences	384	2015	SYB 2016
Domestic violence	199	2015	SYB 2016
Threatening	260	2015	SYB 2016

Number of cases on homicide

Total Logged cases of homicide	267	2015	SYB 2016
Total number of Murder cases sent to court trial	5	2015	SYB 2016

16.2 End abuse, exploitation, trafficking and all forms of violence against and torture of children

16.3 Promote the rule of law at the national and international levels and ensure equal access to justice for all

Number of logged cases by type of case

Domestic violence	199	2015	SYB 2016
-------------------	-----	------	----------

16.4 By 2030, significantly reduce illicit financial and arms flows, strengthen the recovery and return of stolen assets and combat all forms of organized crime

Number of logged cases by type of case

Unlawful possession of weapons	22	2015	SYB 2016
--------------------------------	----	------	----------

16.5 Substantially reduce corruption and bribery in all their forms

No data Available

16.6 Develop effective, accountable and transparent institutions at all levels

No data Available

16.7 Ensure responsive, inclusive, participatory and representative decision-making at all levels

No data Available

16.8 Broaden and strengthen the participation of developing countries in the institutions of global governance

No data Available

16.9 By 2030, provide legal identity for all, including birth registration

No data Available

Proportion of children under 5 years of age whose births have been registered with a civil authority, by age

Registered Births at Department of National registration	99%	2015	DNR
----------------------------------------------------------	-----	------	-----

16.10 Ensure public access to information and protect fundamental freedoms, in accordance with national legislation and international agreements

No data Available

16.a Strengthen relevant national institutions, including through international cooperation, for building capacity at all levels, in particular in developing countries, to prevent violence and combat terrorism and crime

Existence of independent National Human Rights Institutions in compliance with the Paris Principles	HRCM	2014
------------------------------------------------------------------------------------------------------------	------	------

16.b Promote and enforce non-discriminatory laws and policies for sustainable development

No data Available

مُسْتَشْرَفِي سِيَرِ مَنَانِ
وَأَبْجَدِي حُرُوفِ مَعَانِ



17

PARTNERSHIPS FOR
THE GOALS

GOAL 17

Strengthen the means of implementation and revitalize the Global Partnership for Sustainable Development

Data Status by Indicator

Internationally Agreed Indicators

- 17.1.1 Total government revenue as a proportion of GDP, by source
- 17.1.2 Proportion of domestic budget funded by domestic taxes
- 17.2.1 Net official development assistance, total and to least developed countries, as a proportion of the Organization for Economic Cooperation and Development (OECD) Development Assistance Committee donors' gross national income (GNI)
- 17.3.1 Foreign direct investments (FDI), official development assistance and South-South Cooperation as a proportion of total domestic budget
- 17.3.2 Volume of remittances (in United States dollars) as a proportion of total GDP
- 17.4.1 Debt service as a proportion of exports of goods and services
- 17.5.1 Number of countries that adopt and implement investment promotion regimes for least developed countries
- 17.6.1 Number of science and/or technology cooperation agreements and programmes between countries, by type of cooperation
- 17.6.2 Fixed Internet broadband subscriptions per 100 inhabitants, by speed
- 17.7.1 Total amount of approved funding for developing countries to promote the development, transfer, dissemination and diffusion of environmentally sound technologies
- 17.8.1 Proportion of individuals using the Internet
- 17.9.1 Dollar value of financial and technical assistance (including through North-South, South-South and triangular cooperation) committed to developing countries
- 17.10.1 Worldwide weighted tariff average
- 17.11.1 Developing countries' and least developed countries' share of global exports
- 17.12.1 Average tariffs faced by developing countries, least developed countries and small island developing States
- 17.13.1 Macroeconomic Dashboard
- 17.14.1 Number of countries with mechanisms in place to enhance policy coherence of sustainable development
- 17.15.1 Extent of use of country-owned results frameworks and planning tools by providers of development cooperation
- 17.16.1 Number of countries reporting progress in multi-stakeholder development effectiveness monitoring frameworks that support the achievement of the sustainable development goals
- 17.17.1 Amount of United States dollars committed to public-private and civil society partnerships
- 17.18.1 Proportion of sustainable development indicators produced at the national level with full disaggregation when relevant to the target in accordance with the Fundamental Principles of Official Statistics
- 17.18.2 Number of countries that have national statistical legislation that complies with the Fundamental Principles of Official Statistics
- 17.18.3 Number of countries with a national statistical plan that is fully funded and under implementation, by source of funding
- 17.19.1 Dollar value of all resources made available to strengthen statistical capacity in developing countries
- 17.19.2 Proportion of countries that (a) have conducted at least one population and housing census in the last 10 years; and (b) have achieved 100 per cent birth registration and 80 per cent death registration

Nationally Available Indicators

Government Revenue as percent of GDP

- INT / Exports of goods and services (XGS)
- Internet Subscribers
- Households by the ownership of selected assets and locality
- Exports by country of destination
- Number of countries that have national statistical legislation that complies with the Fundamental Principles of Official Statistics
- Number of countries with a National Statistical Plan that is fully funded and under implementation, by source of funding
- Proportion of countries that (a) have conducted at least one population and housing census in the last 10 years, and (b) have achieved 100 per cent birth registration and 80 per cent death registration

■ so far no mechanism established to compile data
 ■ need additional effort
 ■ Tier 3: No agreed methodology, no data

Data Updates by Targets

Finance

17.1 Strengthen domestic resource mobilization, including through international support to developing countries, to improve domestic capacity for tax and other revenue collection

Total government revenue as a proportion of GDP, by source

Revenue as percent of GDP	31.5	2015	SYB 2016
---------------------------	------	------	----------

17.2 Developed countries to implement fully their official development assistance commitments, including the commitment by many developed countries to achieve the target of 0.7 per cent of gross national income for official development assistance (ODA/GNI) to developing countries and 0.15 to 0.20 per cent of ODA/GNI to least developed countries; ODA providers are encouraged to consider setting a target to provide at least 0.20 per cent of ODA/GNI to least developed countries

No data Available

17.3 Mobilize additional financial resources for developing countries from multiple sources
No data Available

17.4 Assist developing countries in attaining long-term debt sustainability through coordinated policies aimed at fostering debt financing, debt relief and debt restructuring, as appropriate, and address the external debt of highly indebted poor countries to reduce debt distress

Summary of external public debt, 2015

INT / Exports of goods and services (XGS)	0.46%	2015	SYB 2016
-------------------------------------------	-------	------	----------

17.5 Adopt and implement investment promotion regimes for least developed countries
No data Available

Technology

17.6 Enhance North-South, South-South and triangular regional and international cooperation on and access to science, technology and innovation and enhance knowledge-sharing on mutually agreed terms, including through improved coordination among existing mechanisms, in particular at the United Nations level, and through a global technology facilitation mechanism

Mobile subscriptions per 100 people	212.9	2015	SYB 2016
Landlines per 100 people	6.3	2015	SYB 2016
Internet subscriptions per 100 people	72.2	2015	SYB 2016

17.7 Promote the development, transfer, dissemination and diffusion of environmentally sound technologies to developing countries on favorable terms, including on concessional and preferential terms, as mutually agreed

No data Available

17.8 Fully operationalize the technology bank and science, technology and innovation capacity-building mechanism for least developed countries by 2017 and enhance the use of enabling technology, in particular information and communications technology

Households by the ownership of selected assets and locality (Atolls), 2014			
Internet available at home	42,012	2014	CENSUS 2014

17.9 Enhance international support for implementing effective and targeted capacity-building in developing countries to support national plans to implement all the Sustainable Development Goals, including through North-South, South-South and triangular cooperation

No data Available

17.10 Promote a universal, rules-based, open, non discriminatory and equitable multilateral trading system under the World Trade Organization, including through the conclusion of negotiations under its Doha Development Agenda

No data Available

17.11 Significantly increase the exports of developing countries, in particular with a view to doubling the least developed countries' share of global exports by 2020

17.12 Realize timely implementation of duty-free and quota-free market access on a lasting basis for all least developed countries, consistent with World Trade Organization decisions, including by ensuring that preferential rules of origin applicable to imports from least developed countries are transparent and simple, and contribute to facilitating market access

No data Available

17.13 Enhance global macroeconomic stability, including through policy coordination and policy coherence

No data Available

17.14 Enhance policy coherence for sustainable development

No data Available

17.15 Respect each country's policy space and leadership to establish and implement policies for poverty eradication and sustainable development

No data Available

17.16 Enhance the Global Partnership for Sustainable Development, complemented by multi-stakeholder partnerships that mobilize and share knowledge, expertise, technology and financial resources, to support the achievement of the Sustainable Development Goals in all countries, in particular developing countries

No data Available

17.17 Encourage and promote effective public, public-private and civil society partnerships, building on the experience and resourcing strategies of partnerships

No data Available

17.18 By 2020, enhance capacity-building support to developing countries, including for least developed countries and small island developing States, to increase significantly the availability of high-quality, timely and reliable data disaggregated by income, gender, age, race, ethnicity, migratory status, disability, geographic location and other characteristics relevant in national contexts

Number of countries that have national statistical legislation that complies with the Fundamental Principles of Official Statistics	Statistical Regulation Endorsed during the year 2012	No Statistical legislation
Number of countries with a National Statistical Plan that is fully funded and under implementation, by source of funding	National Strategy for the Development of Statistics (2010-2019)	Endorsed during the year 2010 (NOT funded adequately)

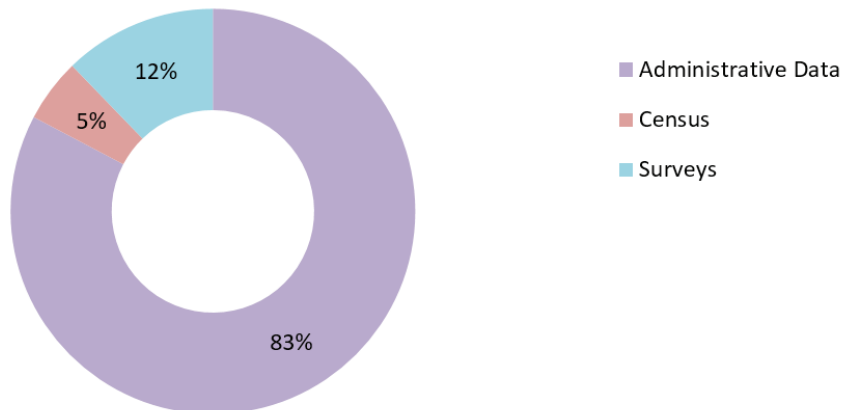
17.19 By 2030, build on existing initiatives to develop measurements of progress on sustainable development that complement gross domestic product, and support statistical capacity-building in developing countries

Proportion of countries that (a) have conducted at least one population and housing census in the last 10 years, and (b) have achieved 100 per cent birth registration and 80 per cent death registration	Latest census was conducted during the year 2014, Births are registered within 7 days of delivery.
-----------------------------------------------------------------------------------------------------------------------------------------------------------------------------------------------------------	-------------------------------------------------------------------------------------------------------

DATA ISSUES AND CHALLENGES IN IMPLEMENTING THE SDGs

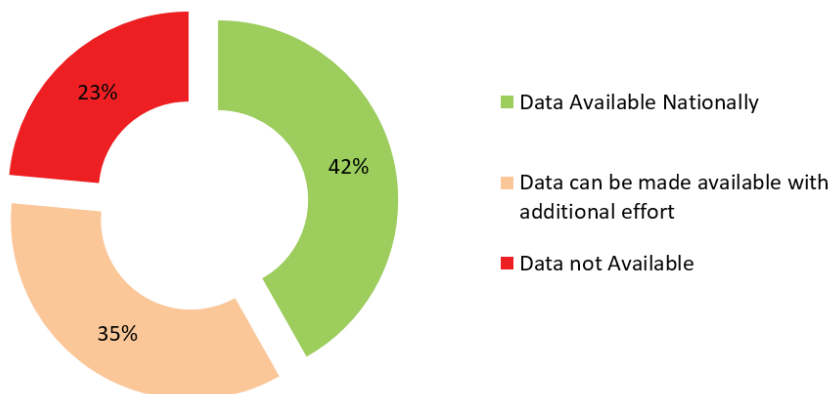
SDG DATA AVAILABILITY SOURCE

Based on all indicators



SDG DATA AVAILABILITY STATUS

Based on indicators excluding tier III indicators



DATA ISSUES AND CHALLENGES IN IMPLEMENTING THE SDGs

- **Unavailability of Up-to-date Data**
 - The frequency of thematic surveys in between censuses and large scale surveys are irregular/not being conducted
 - Lack of administrative registers that updates on a more frequent basis with relevant fields and can be used to build statistical registers
 - Need to review government administrative data collected by agencies and streamline so as to generate data for statistical purpose
 - Delays in getting data
- **Different Definitions and Survey Methodology**
 - Limited trained staff with technical knowledge/statistical expertise at sectoral agencies
 - Limited capacity within the NBS to cater stakeholder agencies with statistical expertise
- **Lack of Disaggregated Data**
 - Majority of the data compiled at sectoral level are at national level where it lacks the human capacity and proper mechanisms for the data collection at island level
 - Conducting surveys at island representative level creates additional human and transport costs
- **Need for Localizing Targets and Indicators**
 - Some indicators specified not relevant to Maldives context and requires localised/proxy indicators
 - Take into account national and regional priorities relating to SDG targets and prioritize accordingly,
- **Need for Improved Coordination and Data Collection/Analysis Within Sectors**
 - Duplication of data collection and inconsistencies in the compilation process across different sectors

- lacks standardization of routine data collection and compilation within the existing data systems
- **Need for a strong Statistical Legislation**
 - Act/legislation for statistical data collection and sharing of data especially administrative data within the government for statistical purpose
- **Need for Statistical education at National level**
 - Need to introduce graduate level courses in statistics
- **Need for regular and frequent surveys to fill data gaps**
 - Adequate financial support not provided by the government budget
 - For surveys, low responses
- **IT capacity and statistical databases in government agencies not properly functioning**
- **Need for a proper island level data collection mechanism**

PROPOSED STRATEGIES ON STRENGTHENING DATA FOR IMPLEMENTING THE SDGs

- Build up the administrative registers/data mechanisms within the sectors at island level
- Increase the number of staff at NSS with technical/statistical knowledge
- Provide trainings to stakeholder agencies on Definitions, classifications and Methodologies
- Sample Surveys to be designed in a more representative level

Eg: HIES 2016 is designed to be represented at Atoll level, which before it was at National and Broad

Atolls level

- Establish a data collection mechanisms at island level
- Standardise the existing systems across all sectors
- Harmonise the compilation process by adopting the international classifications across sectoral data mechanisms.
- Strengthen the National data dissemination portal (MaldivInfo) to ensure that data can be retrieved/exchanged through existing/proposed sectoral and island Databases
- Develop roadmaps to implement the goals /targets/indicators ensuring sectoral commitment and ownership
- Need to modernise the National Statistical System

ANNEX I

Final list of proposed Sustainable Development Goal indicators*

Sustainable Development Goal indicators should be disaggregated, where relevant, by income, sex, age, race, ethnicity, migratory status, disability and geographic location, or other characteristics, in accordance with the Fundamental Principles of Official Statistics (General Assembly resolution 68/261).

Goals and targets (from the 2030 Agenda)

Indicators

Goal 1. End poverty in all its forms everywhere

1.1 By 2030, eradicate extreme poverty for all people everywhere, currently measured as people living on less than \$1.25 a day

1.2 By 2030, reduce at least by half the proportion of men, women and children of all ages living in poverty in all its dimensions according to national definitions

1.3 Implement nationally appropriate social protection systems and measures for all, including floors, and by 2030 achieve substantial coverage of the poor and the vulnerable

1.4 By 2030, ensure that all men and women, in particular the poor and the vulnerable, have equal rights to economic resources, as well as access to basic services, ownership and control over land and other forms of property, inheritance, natural resources, appropriate new technology and financial services, including microfinance

1.5 By 2030, build the resilience of the poor and those in vulnerable situations and reduce their exposure and vulnerability to climate-related extreme events and other economic, social and environmental shocks and disasters

1.a Ensure significant mobilization of resources from a variety of sources, including through enhanced development cooperation, in order to provide adequate and predictable means for developing countries, in particular least developed countries, to implement programmes and policies to end poverty in all its dimensions

1.b Create sound policy frameworks at the national, regional and international levels, based on pro-poor and gender-sensitive development strategies, to support accelerated investment in poverty eradication actions

1.1.1 Proportion of population below the international poverty line, by sex, age, employment status and geographical location (urban/rural)

1.2.1 Proportion of population living below the national poverty line, by sex and age

1.2.2 Proportion of men, women and children of all ages living in poverty in all its dimensions according to national definitions

1.3.1 Proportion of population covered by social protection floors/systems, by sex, distinguishing children, unemployed persons, older persons, persons with disabilities, pregnant women, newborns, work-injury victims and the poor and the vulnerable

1.4.1 Proportion of population living in households with access to basic services

1.4.2 Proportion of total adult population with secure tenure rights to land, with legally recognized documentation and who perceive their rights to land as secure, by sex and by type of tenure

1.5.1 Number of deaths, missing persons and persons affected by disaster per 100,000 people^a

1.5.2 Direct disaster economic loss in relation to global gross domestic product (GDP)^a

1.5.3 Number of countries with national and local disaster risk reduction strategies^a

1.a.1 Proportion of resources allocated by the government directly to poverty reduction programmes

1.a.2 Proportion of total government spending on essential services (education, health and social protection)

1.b.1 Proportion of government recurrent and capital spending to sectors that disproportionately benefit women, the poor and vulnerable groups

Goal 2. End hunger, achieve food security and improved nutrition and promote sustainable agriculture

2.1 By 2030, end hunger and ensure access by all people, in particular the poor and people in vulnerable situations, including infants, to safe, nutritious and sufficient food all year round

2.2 By 2030, end all forms of malnutrition, including achieving, by 2025, the internationally agreed targets on stunting and wasting in children under 5 years of age, and address the nutritional needs of adolescent girls, pregnant and lactating women and older persons

2.3 By 2030, double the agricultural productivity and incomes of small-scale food producers, in particular women, indigenous peoples, family farmers, pastoralists and fishers, including through secure and equal access to land, other productive resources and inputs, knowledge, financial services, markets and opportunities for value addition and non-farm employment

2.4 By 2030, ensure sustainable food production systems and implement resilient agricultural practices that increase productivity and production, that help maintain ecosystems, that strengthen capacity for adaptation to climate change, extreme weather, drought, flooding and other disasters and that progressively improve land and soil quality

2.5 By 2020, maintain the genetic diversity of seeds, cultivated plants and farmed and domesticated animals and their related wild species, including through soundly managed and diversified seed and plant banks at the national, regional and international levels, and promote access to and fair and equitable sharing of benefits arising from the utilization of genetic resources and associated traditional knowledge, as internationally agreed

2.a Increase investment, including through enhanced international cooperation, in rural infrastructure, agricultural research and extension services, technology development and plant and livestock gene banks in order to enhance agricultural productive capacity in developing countries, in particular least developed countries

2.b Correct and prevent trade restrictions and distortions in world agricultural markets, including through the parallel elimination of all forms of agricultural export subsidies and all export measures with equivalent effect, in accordance with the mandate of the Doha Development Round

2.c Adopt measures to ensure the proper functioning of food commodity markets and their derivatives and facilitate timely access to market information, including on food reserves, in order to help limit extreme food price volatility

2.1.1 Prevalence of undernourishment

2.1.2 Prevalence of moderate or severe food insecurity in the population, based on the Food Insecurity Experience Scale (FIES)

2.2.1 Prevalence of stunting (height for age <-2 standard deviation from the median of the World Health Organization (WHO) Child Growth Standards) among children under 5 years of age

2.2.2 Prevalence of malnutrition (weight for height $>+2$ or <-2 standard deviation from the median of the WHO Child Growth Standards) among children under 5 years of age, by type (wasting and overweight)

2.3.1 Volume of production per labour unit by classes of farming/pastoral/forestry enterprise size

2.3.2 Average income of small-scale food producers, by sex and indigenous status

2.4.1 Proportion of agricultural area under productive and sustainable agriculture

2.5.1 Number of plant and animal genetic resources for food and agriculture secured in either medium or long-term conservation facilities

2.5.2 Proportion of local breeds classified as being at risk, not-at-risk or at unknown level of risk of extinction

2.a.1 The agriculture orientation index for government expenditures

2.a.2 Total official flows (official development assistance plus other official flows) to the agriculture sector

2.b.1 Producer Support Estimate

2.b.2 Agricultural export subsidies

2.c.1 Indicator of food price anomalies

Goal 3. Ensure healthy lives and promote well-being for all at all ages

- 3.1 By 2030, reduce the global maternal mortality ratio to less than 70 per 100,000 live births
- 3.1.1 Maternal mortality ratio
- 3.1.2 Proportion of births attended by skilled health personnel
- 3.2 By 2030, end preventable deaths of newborns and children under 5 years of age, with all countries aiming to reduce neonatal mortality to at least as low as 12 per 1,000 live births and under-5 mortality to at least as low as 25 per 1,000 live births
- 3.2.1 Under-five mortality rate
- 3.2.2 Neonatal mortality rate
- 3.3 By 2030, end the epidemics of AIDS, tuberculosis, malaria and neglected tropical diseases and combat hepatitis, water-borne diseases and other communicable diseases
- 3.3.1 Number of new HIV infections per 1,000 uninfected population, by sex, age and key populations
- 3.3.2 Tuberculosis incidence per 1,000 population
- 3.3.3 Malaria incidence per 1,000 population
- 3.3.4 Hepatitis B incidence per 100,000 population
- 3.3.5 Number of people requiring interventions against neglected tropical diseases
- 3.4 By 2030, reduce by one third premature mortality from non-communicable diseases through prevention and treatment and promote mental health and well-being
- 3.4.1 Mortality rate attributed to cardiovascular disease, cancer, diabetes or chronic respiratory disease
- 3.4.2 Suicide mortality rate
- 3.5 Strengthen the prevention and treatment of substance abuse, including narcotic drug abuse and harmful use of alcohol
- 3.5.1 Coverage of treatment interventions (pharmacological, psychosocial and rehabilitation and aftercare services) for substance use disorders
- 3.5.2 Harmful use of alcohol, defined according to the national context as alcohol per capita consumption (aged 15 years and older) within a calendar year in litres of pure alcohol
- 3.6 By 2020, halve the number of global deaths and injuries from road traffic accidents
- 3.6.1 Death rate due to road traffic injuries
- 3.7 By 2030, ensure universal access to sexual and reproductive health-care services, including for family planning, information and education, and the integration of reproductive health into national strategies and programmes
- 3.7.1 Proportion of women of reproductive age (aged 15-49 years) who have their need for family planning satisfied with modern methods
- 3.7.2 Adolescent birth rate (aged 10-14 years; aged 15-19 years) per 1,000 women in that age group

3.8 Achieve universal health coverage, including financial risk protection, access to quality essential health-care services and access to safe, effective, quality and affordable essential medicines and vaccines for all

3.9 By 2030, substantially reduce the number of deaths and illnesses from hazardous chemicals and air, water and soil pollution and contamination

3.a Strengthen the implementation of the World Health Organization Framework Convention on Tobacco Control in all countries, as appropriate

3.b Support the research and development of vaccines and medicines for the communicable and non-communicable diseases that primarily affect developing countries, provide access to affordable essential medicines and vaccines, in accordance with the Doha Declaration on the TRIPS Agreement and Public Health, which affirms the right of developing countries to use to the full the provisions in the Agreement on Trade-Related Aspects of Intellectual Property Rights regarding flexibilities to protect public health, and, in particular, provide access to medicines for all

3.c Substantially increase health financing and the recruitment, development, training and retention of the health workforce in developing countries, especially in least developed countries and small island developing States

3.d Strengthen the capacity of all countries, in particular developing countries, for early warning, risk reduction and management of national and global health risks

3.8.1 Coverage of essential health services (defined as the average coverage of essential services based on tracer interventions that include reproductive, maternal, newborn and child health, infectious diseases, non-communicable diseases and service capacity and access, among the general and the most disadvantaged population)

3.8.2 Number of people covered by health insurance or a public health system per 1,000 population

3.9.1 Mortality rate attributed to household and ambient air pollution

3.9.2 Mortality rate attributed to unsafe water, unsafe sanitation and lack of hygiene (exposure to unsafe Water, Sanitation and Hygiene for All (WASH) services)

3.9.3 Mortality rate attributed to unintentional poisoning

3.a.1 Age-standardized prevalence of current tobacco use among persons aged 15 years and older

3.b.1 Proportion of the population with access to affordable medicines and vaccines on a sustainable basis

3.b.2 Total net official development assistance to medical research and basic health sectors

3.c.1 Health worker density and distribution

3.d.1 International Health Regulations (IHR) capacity and health emergency preparedness

Goal 4. Ensure inclusive and equitable quality education and promote lifelong learning opportunities for all

4.1 By 2030, ensure that all girls and boys complete free, equitable and quality primary and secondary education leading to relevant and effective learning outcomes

4.2 By 2030, ensure that all girls and boys have access to quality early childhood development, care and pre-primary education so that they are ready for primary education

4.3 By 2030, ensure equal access for all women and men to affordable and quality technical, vocational and tertiary education, including university

4.4 By 2030, substantially increase the number of youth and adults who have relevant skills, including technical and vocational skills, for employment, decent jobs and entrepreneurship

4.5 By 2030, eliminate gender disparities in education and ensure equal access to all levels of education and vocational training for the vulnerable, including persons with disabilities, indigenous peoples and children in vulnerable situations

4.6 By 2030, ensure that all youth and a substantial proportion of adults, both men and women, achieve literacy and numeracy

4.7 By 2030, ensure that all learners acquire the knowledge and skills needed to promote sustainable development, including, among others, through education for sustainable development and sustainable lifestyles, human rights, gender equality, promotion of a culture of peace and non-violence, global citizenship and appreciation of cultural diversity and of culture's contribution to sustainable development

4.a Build and upgrade education facilities that are child, disability and gender sensitive and provide safe, non-violent, inclusive and effective learning environments for all

4.b By 2020, substantially expand globally the number of scholarships available to developing countries, in particular least developed countries, small island developing States and African countries, for enrolment in higher education, including vocational training and information and communications technology, technical, engineering and scientific programmes, in developed countries and other developing countries

4.c By 2030, substantially increase the supply of qualified teachers, including through international cooperation for teacher training in developing countries, especially least developed countries and small island developing States

4.1.1 Proportion of children and young people: (a) in grades 2/3; (b) at the end of primary; and (c) at the end of lower secondary achieving at least a minimum proficiency level in (i) reading and (ii) mathematics, by sex

4.2.1 Proportion of children under 5 years of age who are developmentally on track in health, learning and psychosocial well-being, by sex

4.2.2 Participation rate in organized learning (one year before the official primary entry age), by sex

4.3.1 Participation rate of youth and adults in formal and non-formal education and training in the previous 12 months, by sex

4.4.1 Proportion of youth and adults with information and communications technology (ICT) skills, by type of skill

4.5.1 Parity indices (female/male, rural/urban, bottom/top wealth quintile and others such as disability status, indigenous peoples and conflict-affected, as data become available) for all education indicators on this list that can be disaggregated

4.6.1 Percentage of population in a given age group achieving at least a fixed level of proficiency in functional (a) literacy and (b) numeracy skills, by sex

4.7.1 Extent to which (i) global citizenship education and (ii) education for sustainable development, including gender equality and human rights, are mainstreamed at all levels in: (a) national education policies, (b) curricula, (c) teacher education and (d) student assessment

4.a.1 Proportion of schools with access to: (a) electricity; (b) the Internet for pedagogical purposes; (c) computers for pedagogical purposes; (d) adapted infrastructure and materials for students with disabilities; (e) basic drinking water; (f) single-sex basic sanitation facilities; and (g) basic handwashing facilities (as per the WASH indicator definitions)

4.b.1 Volume of official development assistance flows for scholarships by sector and type of study

4.c.1 Proportion of teachers in: (a) pre-primary; (b) primary; (c) lower secondary; and (d) upper secondary education who have received at least the minimum organized teacher training (e.g. pedagogical training) pre-service or in-service required for teaching at the relevant level in a given country

Goal 5. Achieve gender equality and empower all women and girls

- 5.1 End all forms of discrimination against all women and girls everywhere
- 5.2 Eliminate all forms of violence against all women and girls in the public and private spheres, including trafficking and sexual and other types of exploitation
- 5.3 Eliminate all harmful practices, such as child, early and forced marriage and female genital mutilation
- 5.4 Recognize and value unpaid care and domestic work through the provision of public services, infrastructure and social protection policies and the promotion of shared responsibility within the household and the family as nationally appropriate
- 5.5 Ensure women's full and effective participation and equal opportunities for leadership at all levels of decision-making in political, economic and public life
- 5.6 Ensure universal access to sexual and reproductive health and reproductive rights as agreed in accordance with the Programme of Action of the International Conference on Population and Development and the Beijing Platform for Action and the outcome documents of their review conferences
- 5.a Undertake reforms to give women equal rights to economic resources, as well as access to ownership and control over land and other forms of property, financial services, inheritance and natural resources, in accordance with national laws
- 5.b Enhance the use of enabling technology, in particular information and communications technology, to promote the empowerment of women
- 5.c Adopt and strengthen sound policies and enforceable legislation for the promotion of gender equality and the empowerment of all women and girls at all levels
- 5.1.1 Whether or not legal frameworks are in place to promote, enforce and monitor equality and non-discrimination on the basis of sex
- 5.2.1 Proportion of ever-partnered women and girls aged 15 years and older subjected to physical, sexual or psychological violence by a current or former intimate partner in the previous 12 months, by form of violence and by age
- 5.2.2 Proportion of women and girls aged 15 years and older subjected to sexual violence by persons other than an intimate partner in the previous 12 months, by age and place of occurrence
- 5.3.1 Proportion of women aged 20-24 years who were married or in a union before age 15 and before age 18
- 5.3.2 Proportion of girls and women aged 15-49 years who have undergone female genital mutilation/cutting, by age
- 5.4.1 Proportion of time spent on unpaid domestic and care work, by sex, age and location
- 5.5.1 Proportion of seats held by women in national parliaments and local governments
- 5.5.2 Proportion of women in managerial positions
- 5.6.1 Proportion of women aged 15-49 years who make their own informed decisions regarding sexual relations, contraceptive use and reproductive health care
- 5.6.2 Number of countries with laws and regulations that guarantee women aged 15-49 years access to sexual and reproductive health care, information and education
- 5.a.1 (a) Proportion of total agricultural population with ownership or secure rights over agricultural land, by sex; and (b) share of women among owners or rights-bearers of agricultural land, by type of tenure
- 5.a.2 Proportion of countries where the legal framework (including customary law) guarantees women's equal rights to land ownership and/or control
- 5.b.1 Proportion of individuals who own a mobile telephone, by sex
- 5.c.1 Proportion of countries with systems to track and make public allocations for gender equality and women's empowerment

Goal 6. Ensure availability and sustainable management of water and sanitation for all

- | | |
|------------------------------------------------------------------------------------------------------------------------------------------------------------------------------------------------------------------------------------------------------------------------------------|--------------------------------------------------------------------------------------------------------------------------------------------------------------------------------------|
| 6.1 By 2030, achieve universal and equitable access to safe and affordable drinking water for all | 6.1.1 Proportion of population using safely managed drinking water services |
| 6.2 By 2030, achieve access to adequate and equitable sanitation and hygiene for all and end open defecation, paying special attention to the needs of women and girls and those in vulnerable situations | 6.2.1 Proportion of population using safely managed sanitation services, including a hand-washing facility with soap and water |
| 6.3 By 2030, improve water quality by reducing pollution, eliminating dumping and minimizing release of hazardous chemicals and materials, halving the proportion of untreated wastewater and substantially increasing recycling and safe reuse globally | 6.3.1 Proportion of wastewater safely treated |
| 6.4 By 2030, substantially increase water-use efficiency across all sectors and ensure sustainable withdrawals and supply of freshwater to address water scarcity and substantially reduce the number of people suffering from water scarcity | 6.3.2 Proportion of bodies of water with good ambient water quality
6.4.1 Change in water-use efficiency over time |
| 6.5 By 2030, implement integrated water resources management at all levels, including through transboundary cooperation as appropriate | 6.4.2 Level of water stress: freshwater withdrawal as a proportion of available freshwater resources
6.5.1 Degree of integrated water resources management implementation (0-100) |
| 6.6 By 2020, protect and restore water-related ecosystems, including mountains, forests, wetlands, rivers, aquifers and lakes | 6.5.2 Proportion of transboundary basin area with an operational arrangement for water cooperation
6.6.1 Change in the extent of water-related ecosystems over time |
| 6.a By 2030, expand international cooperation and capacity-building support to developing countries in water- and sanitation-related activities and programmes, including water harvesting, desalination, water efficiency, wastewater treatment, recycling and reuse technologies | 6.a.1 Amount of water- and sanitation-related official development assistance that is part of a government-coordinated spending plan |
| 6.b Support and strengthen the participation of local communities in improving water and sanitation management | 6.b.1 Proportion of local administrative units with established and operational policies and procedures for participation of local communities in water and sanitation management |

Goal 7. Ensure access to affordable, reliable, sustainable and modern energy for all

- | | |
|------------------------------------------------------------------------------------------------------------------------------------------------------------------------------------------------------------------------------------------------------------------------------------------------------------------------|-------------------------------------------------------------------------------------------------------------------------------------------------------------------------------------------------------|
| 7.1 By 2030, ensure universal access to affordable, reliable and modern energy services | 7.1.1 Proportion of population with access to electricity
7.1.2 Proportion of population with primary reliance on clean fuels and technology |
| 7.2 By 2030, increase substantially the share of renewable energy in the global energy mix | 7.2.1 Renewable energy share in the total final energy consumption |
| 7.3 By 2030, double the global rate of improvement in energy efficiency | 7.3.1 Energy intensity measured in terms of primary energy and GDP |
| 7.a By 2030, enhance international cooperation to facilitate access to clean energy research and technology, including renewable energy, energy efficiency and advanced and cleaner fossil-fuel technology, and promote investment in energy infrastructure and clean energy technology | 7.a.1 Mobilized amount of United States dollars per year starting in 2020 accountable towards the \$100 billion commitment |
| 7.b By 2030, expand infrastructure and upgrade technology for supplying modern and sustainable energy services for all in developing countries, in particular least developed countries, small island developing States and landlocked developing countries, in accordance with their respective programmes of support | 7.b.1 Investments in energy efficiency as a percentage of GDP and the amount of foreign direct investment in financial transfer for infrastructure and technology to sustainable development services |

Goal 8. Promote sustained, inclusive and sustainable economic growth, full and productive employment and decent work for all

8.1 Sustain per capita economic growth in accordance with national circumstances and, in particular, at least 7 per cent gross domestic product growth per annum in the least developed countries	8.1.1 Annual growth rate of real GDP per capita
8.2 Achieve higher levels of economic productivity through diversification, technological upgrading and innovation, including through a focus on high-value added and labour-intensive sectors	8.2.1 Annual growth rate of real GDP per employed person
8.3 Promote development-oriented policies that support productive activities, decent job creation, entrepreneurship, creativity and innovation, and encourage the formalization and growth of micro-, small- and medium-sized enterprises, including through access to financial services	8.3.1 Proportion of informal employment in non-agriculture employment, by sex
8.4 Improve progressively, through 2030, global resource efficiency in consumption and production and endeavour to decouple economic growth from environmental degradation, in accordance with the 10-Year Framework of Programmes on Sustainable Consumption and Production, with developed countries taking the lead	8.4.1 Material footprint, material footprint per capita, and material footprint per GDP 8.4.2 Domestic material consumption, domestic material consumption per capita, and domestic material consumption per GDP
8.5 By 2030, achieve full and productive employment and decent work for all women and men, including for young people and persons with disabilities, and equal pay for work of equal value	8.5.1 Average hourly earnings of female and male employees, by occupation, age and persons with disabilities 8.5.2 Unemployment rate, by sex, age and persons with disabilities
8.6 By 2020, substantially reduce the proportion of youth not in employment, education or training	8.6.1 Proportion of youth (aged 15-24 years) not in education, employment or training
8.7 Take immediate and effective measures to eradicate forced labour, end modern slavery and human trafficking and secure the prohibition and elimination of the worst forms of child labour, including recruitment and use of child soldiers, and by 2025 end child labour in all its forms	8.7.1 Proportion and number of children aged 5-17 years engaged in child labour, by sex and age 8.8.1 Frequency rates of fatal and non-fatal occupational injuries, by sex and migrant status
8.8 Protect labour rights and promote safe and secure working environments for all workers, including migrant workers, in particular women migrants, and those in precarious employment	8.8.2 Increase in national compliance of labour rights (freedom of association and collective bargaining) based on International Labour Organization (ILO) textual sources and national legislation, by sex and migrant status
8.9 By 2030, devise and implement policies to promote sustainable tourism that creates jobs and promotes local culture and products	8.9.1 Tourism direct GDP as a proportion of total GDP and in growth rate 8.9.2 Number of jobs in tourism industries as a proportion of total jobs and growth rate of jobs, by sex
8.10 Strengthen the capacity of domestic financial institutions to encourage and expand access to banking, insurance and financial services for all	8.10.1 Number of commercial bank branches and automated teller machines (ATMs) per 100,000 adults 8.10.2 Proportion of adults (15 years and older) with an account at a bank or other financial institution or with a mobile-money-service provider
8.a Increase Aid for Trade support for developing countries, in particular least developed countries, including through the Enhanced Integrated Framework for Trade-related Technical Assistance to Least Developed Countries	8.a.1 Aid for Trade commitments and disbursements
8.b By 2020, develop and operationalize a global strategy for youth employment and implement the Global Jobs Pact of the International Labour Organization	8.b.1 Total government spending in social protection and employment programmes as a proportion of the national budgets and GDP

Goal 9. Build resilient infrastructure, promote inclusive and sustainable industrialization and foster innovation

9.1 Develop quality, reliable, sustainable and resilient infrastructure, including regional and trans-border infrastructure, to support economic development and human well-being, with a focus on affordable and equitable access for all

9.2 Promote inclusive and sustainable industrialization and, by 2030, significantly raise industry's share of employment and gross domestic product, in line with national circumstances, and double its share in least developed countries

9.3 Increase the access of small-scale industrial and other enterprises, in particular in developing countries, to financial services, including affordable credit, and their integration into value chains and markets

9.4 By 2030, upgrade infrastructure and retrofit industries to make them sustainable, with increased resource-use efficiency and greater adoption of clean and environmentally sound technologies and industrial processes, with all countries taking action in accordance with their respective capabilities

9.5 Enhance scientific research, upgrade the technological capabilities of industrial sectors in all countries, in particular developing countries, including, by 2030, encouraging innovation and substantially increasing the number of research and development workers per 1 million people and public and private research and development spending

9.a Facilitate sustainable and resilient infrastructure development in developing countries through enhanced financial, technological and technical support to African countries, least developed countries, landlocked developing countries and small island developing States

9.b Support domestic technology development, research and innovation in developing countries, including by ensuring a conducive policy environment for, inter alia, industrial diversification and value addition to commodities

9.c Significantly increase access to information and communications technology and strive to provide universal and affordable access to the Internet in least developed countries by 2020

9.1.1 Proportion of the rural population who live within 2 km of an all-season road

9.1.2 Passenger and freight volumes, by mode of transport

9.2.1 Manufacturing value added as a proportion of GDP and per capita

9.2.2 Manufacturing employment as a proportion of total employment

9.3.1 Proportion of small-scale industries in total industry value added

9.3.2 Proportion of small-scale industries with a loan or line of credit

9.4.1 CO₂ emission per unit of value added

9.5.1 Research and development expenditure as a proportion of GDP

9.5.2 Researchers (in full-time equivalent) per million inhabitants

9.a.1 Total official international support (official development assistance plus other official flows) to infrastructure

9.b.1 Proportion of medium and high-tech industry value added in total value added

9.c.1 Proportion of population covered by a mobile network, by technology

Goal 10. Reduce inequality within and among countries

10.1 By 2030, progressively achieve and sustain income growth of the bottom 40 per cent of the population at a rate higher than the national average

10.2 By 2030, empower and promote the social, economic and political inclusion of all, irrespective of age, sex, disability, race, ethnicity, origin, religion or economic or other status

10.3 Ensure equal opportunity and reduce inequalities of outcome, including by eliminating discriminatory laws, policies and practices and promoting appropriate legislation, policies and action in this regard

10.4 Adopt policies, especially fiscal, wage and social protection policies, and progressively achieve greater equality

10.5 Improve the regulation and monitoring of global financial markets and institutions and strengthen the implementation of such regulations

10.6 Ensure enhanced representation and voice for developing countries in decision-making in global international economic and financial institutions in order to deliver more effective, credible, accountable and legitimate institutions

10.7 Facilitate orderly, safe, regular and responsible migration and mobility of people, including through the implementation of planned and well-managed migration policies

10.a Implement the principle of special and differential treatment for developing countries, in particular least developed countries, in accordance with World Trade Organization agreements

10.b Encourage official development assistance and financial flows, including foreign direct investment, to States where the need is greatest, in particular least developed countries, African countries, small island developing States and landlocked developing countries, in accordance with their national plans and programmes

10.c By 2030, reduce to less than 3 per cent the transaction costs of migrant remittances and eliminate remittance corridors with costs higher than 5 per cent

10.1.1 Growth rates of household expenditure or income per capita among the bottom 40 per cent of the population and the total population

10.2.1 Proportion of people living below 50 per cent of median income, by age, sex and persons with disabilities

10.3.1 Proportion of the population reporting having personally felt discriminated against or harassed within the previous 12 months on the basis of a ground of discrimination prohibited under international human rights law

10.4.1 Labour share of GDP, comprising wages and social protection transfers

10.5.1 Financial Soundness Indicators

10.6.1 Proportion of members and voting rights of developing countries in international organizations

10.7.1 Recruitment cost borne by employee as a proportion of yearly income earned in country of destination

10.7.2 Number of countries that have implemented well-managed migration policies

10.a.1 Proportion of tariff lines applied to imports from least developed countries and developing countries with zero-tariff

10.b.1 Total resource flows for development, by recipient and donor countries and type of flow (e.g. official development assistance, foreign direct investment and other flows)

10.c.1 Remittance costs as a proportion of the amount remitted

Goal 11. Make cities and human settlements inclusive, safe, resilient and sustainable

- 11.1 By 2030, ensure access for all to adequate, safe and affordable housing and basic services and upgrade slums
- 11.2 By 2030, provide access to safe, affordable, accessible and sustainable transport systems for all, improving road safety, notably by expanding public transport, with special attention to the needs of those in vulnerable situations, women, children, persons with disabilities and older persons
- 11.3 By 2030, enhance inclusive and sustainable urbanization and capacity for participatory, integrated and sustainable human settlement planning and management in all countries
- 11.4 Strengthen efforts to protect and safeguard the world's cultural and natural heritage
- 11.5 By 2030, significantly reduce the number of deaths and the number of people affected and substantially decrease the direct economic losses relative to global gross domestic product caused by disasters, including water-related disasters, with a focus on protecting the poor and people in vulnerable situations
- 11.6 By 2030, reduce the adverse per capita environmental impact of cities, including by paying special attention to air quality and municipal and other waste management
- 11.7 By 2030, provide universal access to safe, inclusive and accessible, green and public spaces, in particular for women and children, older persons and persons with disabilities
- 11.a Support positive economic, social and environmental links between urban, peri-urban and rural areas by strengthening national and regional development planning
- 11.b By 2020, substantially increase the number of cities and human settlements adopting and implementing integrated policies and plans towards inclusion, resource efficiency, mitigation and adaptation to climate change, resilience to disasters, and develop and implement, in line with the Sendai Framework for Disaster Risk Reduction 2015-2030, holistic disaster risk management at all levels
- 11.c Support least developed countries, including through financial and technical assistance, in building sustainable and resilient buildings utilizing local materials
- 11.1.1 Proportion of urban population living in slums, informal settlements or inadequate housing
- 11.2.1 Proportion of population that has convenient access to public transport, by sex, age and persons with disabilities
- 11.3.1 Ratio of land consumption rate to population growth rate
- 11.3.2 Proportion of cities with a direct participation structure of civil society in urban planning and management that operate regularly and democratically
- 11.4.1 Total expenditure (public and private) per capita spent on the preservation, protection and conservation of all cultural and natural heritage, by type of heritage (cultural, natural, mixed and World Heritage Centre designation), level of government (national, regional and local/municipal), type of expenditure (operating expenditure/investment) and type of private funding (donations in kind, private non-profit sector and sponsorship)
- 11.5.1 Number of deaths, missing persons and persons affected by disaster per 100,000 people^a
- 11.5.2 Direct disaster economic loss in relation to global GDP, including disaster damage to critical infrastructure and disruption of basic services^a
- 11.6.1 Proportion of urban solid waste regularly collected and with adequate final discharge out of total urban solid waste generated, by cities
- 11.6.2 Annual mean levels of fine particulate matter (e.g. PM2.5 and PM10) in cities (population weighted)
- 11.7.1 Average share of the built-up area of cities that is open space for public use for all, by sex, age and persons with disabilities
- 11.7.2 Proportion of persons victim of physical or sexual harassment, by sex, age, disability status and place of occurrence, in the previous 12 months
- 11.a.1 Proportion of population living in cities that implement urban and regional development plans integrating population projections and resource needs, by size of city
- 11.b.1 Proportion of local governments that adopt and implement local disaster risk reduction strategies in line with the Sendai Framework for Disaster Risk Reduction 2015-2030^a
- 11.b.2 Number of countries with national and local disaster risk reduction strategies^a
- 11.c.1 Proportion of financial support to the least developed countries that is allocated to the construction and retrofitting of sustainable, resilient and resource-efficient buildings utilizing local materials

Goal 12. Ensure sustainable consumption and production patterns

12.1 Implement the 10-Year Framework of Programmes on Sustainable Consumption and Production Patterns, all countries taking action, with developed countries taking the lead, taking into account the development and capabilities of developing countries

12.2 By 2030, achieve the sustainable management and efficient use of natural resources

12.3 By 2030, halve per capita global food waste at the retail and consumer levels and reduce food losses along production and supply chains, including post-harvest losses

12.4 By 2020, achieve the environmentally sound management of chemicals and all wastes throughout their life cycle, in accordance with agreed international frameworks, and significantly reduce their release to air, water and soil in order to minimize their adverse impacts on human health and the environment

12.5 By 2030, substantially reduce waste generation through prevention, reduction, recycling and reuse

12.6 Encourage companies, especially large and transnational companies, to adopt sustainable practices and to integrate sustainability information into their reporting cycle

12.7 Promote public procurement practices that are sustainable, in accordance with national policies and priorities

12.8 By 2030, ensure that people everywhere have the relevant information and awareness for sustainable development and lifestyles in harmony with nature

12.a Support developing countries to strengthen their scientific and technological capacity to move towards more sustainable patterns of consumption and production

12.b Develop and implement tools to monitor sustainable development impacts for sustainable tourism that creates jobs and promotes local culture and products

12.c Rationalize inefficient fossil-fuel subsidies that encourage wasteful consumption by removing market distortions, in accordance with national circumstances, including by restructuring taxation and phasing out those harmful subsidies, where they exist, to reflect their environmental impacts, taking fully into account the specific needs and conditions of developing countries and minimizing the possible adverse impacts on their development in a manner that protects the poor and the affected communities

12.1.1 Number of countries with sustainable consumption and production (SCP) national action plans or SCP mainstreamed as a priority or a target into national policies

12.2.1 Material footprint, material footprint per capita, and material footprint per GDP

12.2.2 Domestic material consumption, domestic material consumption per capita, and domestic material consumption per GDP

12.3.1 Global food loss index

12.4.1 Number of parties to international multilateral environmental agreements on hazardous waste, and other chemicals that meet their commitments and obligations in transmitting information as required by each relevant agreement

12.4.2 Hazardous waste generated per capita and proportion of hazardous waste treated, by type of treatment

12.5.1 National recycling rate, tons of material recycled

12.6.1 Number of companies publishing sustainability reports

12.7.1 Number of countries implementing sustainable public procurement policies and action plans

12.8.1 Extent to which (i) global citizenship education and (ii) education for sustainable development (including climate change education) are mainstreamed in (a) national education policies; (b) curricula; (c) teacher education; and (d) student assessment

12.a.1 Amount of support to developing countries on research and development for sustainable consumption and production and environmentally sound technologies

12.b.1 Number of sustainable tourism strategies or policies and implemented action plans with agreed monitoring and evaluation tools

12.c.1 Amount of fossil-fuel subsidies per unit of GDP (production and consumption) and as a proportion of total national expenditure on fossil fuels

Goal 13. Take urgent action to combat climate change and its impacts[b]

13.1 Strengthen resilience and adaptive capacity to climate-related hazards and natural disasters in all countries	<p>13.1.1 Number of countries with national and local disaster risk reduction strategies^a</p> <p>13.1.2 Number of deaths, missing persons and persons affected by disaster per 100,000 people^a</p>
13.2 Integrate climate change measures into national policies, strategies and planning	<p>13.2.1 Number of countries that have communicated the establishment or operationalization of an integrated policy/strategy/plan which increases their ability to adapt to the adverse impacts of climate change, and foster climate resilience and low greenhouse gas emissions development in a manner that does not threaten food production (including a national adaptation plan, nationally determined contribution, national communication, biennial update report or other)</p>
13.3 Improve education, awareness-raising and human and institutional capacity on climate change mitigation, adaptation, impact reduction and early warning	<p>13.3.1 Number of countries that have integrated mitigation, adaptation, impact reduction and early warning into primary, secondary and tertiary curricula</p> <p>13.3.2 Number of countries that have communicated the strengthening of institutional, systemic and individual capacity-building to implement adaptation, mitigation and technology transfer, and development actions</p>
13.a Implement the commitment undertaken by developed-country parties to the United Nations Framework Convention on Climate Change to a goal of mobilizing jointly \$100 billion annually by 2020 from all sources to address the needs of developing countries in the context of meaningful mitigation actions and transparency on implementation and fully operationalize the Green Climate Fund through its capitalization as soon as possible	13.a.1 Mobilized amount of United States dollars per year starting in 2020 accountable towards the \$100 billion commitment
13.b Promote mechanisms for raising capacity for effective climate change-related planning and management in least developed countries and small island developing States, including focusing on women, youth and local and marginalized communities	13.b.1 Number of least developed countries and small island developing States that are receiving specialized support, and amount of support, including finance, technology and capacity-building, for mechanisms for raising capacities for effective climate change-related planning and management, including focusing on women, youth and local and marginalized communities

Goal 14. Conserve and sustainably use the oceans, seas and marine resources for sustainable development

14.1 By 2025, prevent and significantly reduce marine pollution of all kinds, in particular from land-based activities, including marine debris and nutrient pollution

14.2 By 2020, sustainably manage and protect marine and coastal ecosystems to avoid significant adverse impacts, including by strengthening their resilience, and take action for their restoration in order to achieve healthy and productive oceans

14.3 Minimize and address the impacts of ocean acidification, including through enhanced scientific cooperation at all levels

14.4 By 2020, effectively regulate harvesting and end overfishing, illegal, unreported and unregulated fishing and destructive fishing practices and implement science-based management plans, in order to restore fish stocks in the shortest time feasible, at least to levels that can produce maximum sustainable yield as determined by their biological characteristics

14.5 By 2020, conserve at least 10 per cent of coastal and marine areas, consistent with national and international law and based on the best available scientific information

14.6 By 2020, prohibit certain forms of fisheries subsidies which contribute to overcapacity and overfishing, eliminate subsidies that contribute to illegal, unreported and unregulated fishing and refrain from introducing new such subsidies, recognizing that appropriate and effective special and differential treatment for developing and least developed countries should be an integral part of the World Trade Organization fisheries subsidies negotiation[c]

14.7 By 2030, increase the economic benefits to small island developing States and least developed countries from the sustainable use of marine resources, including through sustainable management of fisheries, aquaculture and tourism

14.a Increase scientific knowledge, develop research capacity and transfer marine technology, taking into account the Intergovernmental Oceanographic Commission Criteria and Guidelines on the Transfer of Marine Technology, in order to improve ocean health and to enhance the contribution of marine biodiversity to the development of developing countries, in particular small island developing States and least developed countries

14.b Provide access for small-scale artisanal fishers to marine resources and markets

14.c Enhance the conservation and sustainable use of oceans and their resources by implementing international law as reflected in the United Nations Convention on the Law of the Sea, which provides the legal framework for the conservation and sustainable use of oceans and their resources, as recalled in paragraph 158 of “The future we want”

14.1.1 Index of coastal eutrophication and floating plastic debris density

14.2.1 Proportion of national exclusive economic zones managed using ecosystem-based approaches

14.3.1 Average marine acidity (pH) measured at agreed suite of representative sampling stations

14.4.1 Proportion of fish stocks within biologically sustainable levels

14.5.1 Coverage of protected areas in relation to marine areas

14.6.1 Progress by countries in the degree of implementation of international instruments aiming to combat illegal, unreported and unregulated fishing

14.7.1 Sustainable fisheries as a percentage of GDP in small island developing States, least developed countries and all countries

14.a.1 Proportion of total research budget allocated to research in the field of marine technology

14.b.1 Progress by countries in the degree of application of a legal/regulatory/policy/institutional framework which recognizes and protects access rights for small-scale fisheries

14.c.1 Number of countries making progress in ratifying, accepting and implementing through legal, policy and institutional frameworks, ocean-related instruments that implement international law, as reflected in the United Nations Convention on the Law of the Sea, for the conservation and sustainable use of the oceans and their resources

Goal 14. Conserve and sustainably use the oceans, seas and marine resources for sustainable development

14.1 By 2025, prevent and significantly reduce marine pollution of all kinds, in particular from land-based activities, including marine debris and nutrient pollution	14.1.1 Index of coastal eutrophication and floating plastic debris density
14.2 By 2020, sustainably manage and protect marine and coastal ecosystems to avoid significant adverse impacts, including by strengthening their resilience, and take action for their restoration in order to achieve healthy and productive oceans	14.2.1 Proportion of national exclusive economic zones managed using ecosystem-based approaches
14.3 Minimize and address the impacts of ocean acidification, including through enhanced scientific cooperation at all levels	14.3.1 Average marine acidity (pH) measured at agreed suite of representative sampling stations
14.4 By 2020, effectively regulate harvesting and end overfishing, illegal, unreported and unregulated fishing and destructive fishing practices and implement science-based management plans, in order to restore fish stocks in the shortest time feasible, at least to levels that can produce maximum sustainable yield as determined by their biological characteristics	14.4.1 Proportion of fish stocks within biologically sustainable levels
14.5 By 2020, conserve at least 10 per cent of coastal and marine areas, consistent with national and international law and based on the best available scientific information	14.5.1 Coverage of protected areas in relation to marine areas
14.6 By 2020, prohibit certain forms of fisheries subsidies which contribute to overcapacity and overfishing, eliminate subsidies that contribute to illegal, unreported and unregulated fishing and refrain from introducing new such subsidies, recognizing that appropriate and effective special and differential treatment for developing and least developed countries should be an integral part of the World Trade Organization fisheries subsidies negotiation[c]	14.6.1 Progress by countries in the degree of implementation of international instruments aiming to combat illegal, unreported and unregulated fishing
14.7 By 2030, increase the economic benefits to small island developing States and least developed countries from the sustainable use of marine resources, including through sustainable management of fisheries, aquaculture and tourism	14.7.1 Sustainable fisheries as a percentage of GDP in small island developing States, least developed countries and all countries
14.a Increase scientific knowledge, develop research capacity and transfer marine technology, taking into account the Intergovernmental Oceanographic Commission Criteria and Guidelines on the Transfer of Marine Technology, in order to improve ocean health and to enhance the contribution of marine biodiversity to the development of developing countries, in particular small island developing States and least developed countries	14.a.1 Proportion of total research budget allocated to research in the field of marine technology
14.b Provide access for small-scale artisanal fishers to marine resources and markets	14.b.1 Progress by countries in the degree of application of a legal/regulatory/policy/institutional framework which recognizes and protects access rights for small-scale fisheries
14.c Enhance the conservation and sustainable use of oceans and their resources by implementing international law as reflected in the United Nations Convention on the Law of the Sea, which provides the legal framework for the conservation and sustainable use of oceans and their resources, as recalled in paragraph 158 of “The future we want”	14.c.1 Number of countries making progress in ratifying, accepting and implementing through legal, policy and institutional frameworks, ocean-related instruments that implement international law, as reflected in the United Nation Convention on the Law of the Sea, for the conservation and sustainable use of the oceans and their resources

Goal 15. Protect, restore and promote sustainable use of terrestrial ecosystems, sustainably manage forests, combat desertification, and halt and reverse land degradation and halt biodiversity loss

- 15.1 By 2020, ensure the conservation, restoration and sustainable use of terrestrial and inland freshwater ecosystems and their services, in particular forests, wetlands, mountains and drylands, in line with obligations under international agreements
- 15.2 By 2020, promote the implementation of sustainable management of all types of forests, halt deforestation, restore degraded forests and substantially increase afforestation and reforestation globally
- 15.3 By 2030, combat desertification, restore degraded land and soil, including land affected by desertification, drought and floods, and strive to achieve a land degradation-neutral world
- 15.4 By 2030, ensure the conservation of mountain ecosystems, including their biodiversity, in order to enhance their capacity to provide benefits that are essential for sustainable development
- 15.5 Take urgent and significant action to reduce the degradation of natural habitats, halt the loss of biodiversity and, by 2020, protect and prevent the extinction of threatened species
- 15.6 Promote fair and equitable sharing of the benefits arising from the utilization of genetic resources and promote appropriate access to such resources, as internationally agreed
- 15.7 Take urgent action to end poaching and trafficking of protected species of flora and fauna and address both demand and supply of illegal wildlife products
- 15.8 By 2020, introduce measures to prevent the introduction and significantly reduce the impact of invasive alien species on land and water ecosystems and control or eradicate the priority species
- 15.9 By 2020, integrate ecosystem and biodiversity values into national and local planning, development processes, poverty reduction strategies and accounts
- 15.a Mobilize and significantly increase financial resources from all sources to conserve and sustainably use biodiversity and ecosystems
- 15.b Mobilize significant resources from all sources and at all levels to finance sustainable forest management and provide adequate incentives to developing countries to advance such management, including for conservation and reforestation
- 15.c Enhance global support for efforts to combat poaching and trafficking of protected species, including by increasing the capacity of local communities to pursue sustainable livelihood opportunities
- 15.1.1 Forest area as a proportion of total land area
- 15.1.2 Proportion of important sites for terrestrial and freshwater biodiversity that are covered by protected areas, by ecosystem type
- 15.2.1 Progress towards sustainable forest management
- 15.3.1 Proportion of land that is degraded over total land area
- 15.4.1 Coverage by protected areas of important sites for mountain biodiversity
- 15.4.2 Mountain Green Cover Index
- 15.5.1 Red List Index
- 15.6.1 Number of countries that have adopted legislative, administrative and policy frameworks to ensure fair and equitable sharing of benefits
- 15.7.1 Proportion of traded wildlife that was poached or illicitly trafficked
- 15.8.1 Proportion of countries adopting relevant national legislation and adequately resourcing the prevention or control of invasive alien species
- 15.9.1 Progress towards national targets established in accordance with Aichi Biodiversity Target 2 of the Strategic Plan for Biodiversity 2011-2020
- 15.a.1 Official development assistance and public expenditure on conservation and sustainable use of biodiversity and ecosystems
- 15.b.1 Official development assistance and public expenditure on conservation and sustainable use of biodiversity and ecosystems
- 15.c.1 Proportion of traded wildlife that was poached or illicitly trafficked

Goal 16. Promote peaceful and inclusive societies for sustainable development, provide access to justice for all and build effective, accountable and inclusive institutions at all levels

16.1 Significantly reduce all forms of violence and related death rates everywhere	<p>16.1.1 Number of victims of intentional homicide per 100,000 population, by sex and age</p> <p>16.1.2 Conflict-related deaths per 100,000 population, by sex, age and cause</p> <p>16.1.3 Proportion of population subjected to physical, psychological or sexual violence in the previous 12 months</p> <p>16.1.4 Proportion of population that feel safe walking alone around the area they live</p>
16.2 End abuse, exploitation, trafficking and all forms of violence against and torture of children	<p>16.2.1 Proportion of children aged 1-17 years who experienced any physical punishment and/or psychological aggression by caregivers in the past month</p> <p>16.2.2 Number of victims of human trafficking per 100,000 population, by sex, age and form of exploitation</p> <p>16.2.3 Proportion of young women and men aged 18-29 years who experienced sexual violence by age 18</p>
16.3 Promote the rule of law at the national and international levels and ensure equal access to justice for all	<p>16.3.1 Proportion of victims of violence in the previous 12 months who reported their victimization to competent authorities or other officially recognized conflict resolution mechanisms</p> <p>16.3.2 Unserved detainees as a proportion of overall prison population</p>
16.4 By 2030, significantly reduce illicit financial and arms flows, strengthen the recovery and return of stolen assets and combat all forms of organized crime	<p>16.4.1 Total value of inward and outward illicit financial flows (in current United States dollars)</p> <p>16.4.2 Proportion of seized small arms and light weapons that are recorded and traced, in accordance with international standards and legal instruments</p>
16.5 Substantially reduce corruption and bribery in all their forms	<p>16.5.1 Proportion of persons who had at least one contact with a public official and who paid a bribe to a public official, or were asked for a bribe by those public officials, during the previous 12 months</p> <p>16.5.2 Proportion of businesses that had at least one contact with a public official and that paid a bribe to a public official, or were asked for a bribe by those public officials during the previous 12 months</p>
16.6 Develop effective, accountable and transparent institutions at all levels	<p>16.6.1 Primary government expenditures as a proportion of original approved budget, by sector (or by budget codes or similar)</p> <p>16.6.2 Proportion of the population satisfied with their last experience of public services</p>
16.7 Ensure responsive, inclusive, participatory and representative decision-making at all levels	<p>16.7.1 Proportions of positions (by sex, age, persons with disabilities and population groups) in public institutions (national and local legislatures, public service, and judiciary) compared to national distributions</p> <p>16.7.2 Proportion of population who believe decision-making is inclusive and responsive, by sex, age, disability and population group</p>
16.8 Broaden and strengthen the participation of developing countries in the institutions of global governance	16.8.1 Proportion of members and voting rights of developing countries in international organizations
16.9 By 2030, provide legal identity for all, including birth registration	16.9.1 Proportion of children under 5 years of age whose births have been registered with a civil authority, by age
16.10 Ensure public access to information and protect fundamental freedoms, in accordance with national legislation and international agreements	<p>16.10.1 Number of verified cases of killing, kidnapping, enforced disappearance, arbitrary detention and torture of journalists, associated media personnel, trade unionists and human rights advocates in the previous 12 months</p> <p>16.10.2 Number of countries that adopt and implement constitutional, statutory and/or policy guarantees for public access to information</p>
16.a Strengthen relevant national institutions, including through international cooperation, for building capacity at all levels, in particular in developing countries, to prevent violence and combat terrorism and crime	16.a.1 Existence of independent national human rights institutions in compliance with the Paris Principles
16.b Promote and enforce non-discriminatory laws and policies for sustainable development	16.b.1 Proportion of population reporting having personally felt discriminated against or harassed in the previous 12 months on the basis of a ground of discrimination prohibited under international human rights law

Goal 17. Strengthen the means of implementation and revitalize the Global Partnership for Sustainable Development Finance

Finance

17.1 Strengthen domestic resource mobilization, including through international support to developing countries, to improve domestic capacity for tax and other revenue collection

17.2 Developed countries to implement fully their official development assistance commitments, including the commitment by many developed countries to achieve the target of 0.7 per cent of gross national income for official development assistance (ODA/GNI) to developing countries and 0.15 to 0.20 per cent of ODA/GNI to least developed countries; ODA providers are encouraged to consider setting a target to provide at least 0.20 per cent of ODA/GNI to least developed countries

17.3 Mobilize additional financial resources for developing countries from multiple sources

17.4 Assist developing countries in attaining long-term debt sustainability through coordinated policies aimed at fostering debt financing, debt relief and debt restructuring, as appropriate, and address the external debt of highly indebted poor countries to reduce debt distress

17.5 Adopt and implement investment promotion regimes for least developed countries

Technology

17.6 Enhance North-South, South-South and triangular regional and international cooperation on and access to science, technology and innovation and enhance knowledge-sharing on mutually agreed terms, including through improved coordination among existing mechanisms, in particular at the United Nations level, and through a global technology facilitation mechanism

17.7 Promote the development, transfer, dissemination and diffusion of environmentally sound technologies to developing countries on favourable terms, including on concessional and preferential terms, as mutually agreed

17.8 Fully operationalize the technology bank and science, technology and innovation capacity-building mechanism for least developed countries by 2017 and enhance the use of enabling technology, in particular information and communications technology

Capacity-building

17.9 Enhance international support for implementing effective and targeted capacity-building in developing countries to support national plans to implement all the Sustainable Development Goals, including through North-South, South-South and triangular cooperation

Trade

17.10 Promote a universal, rules-based, open, non-discriminatory and equitable multilateral trading system under the World Trade Organization, including through the conclusion of negotiations under its Doha Development Agenda

17.11 Significantly increase the exports of developing countries, in particular with a view to doubling the least developed countries' share of global exports by 2020

17.1.1 Total government revenue as a proportion of GDP, by source

17.1.2 Proportion of domestic budget funded by domestic taxes

17.2.1 Net official development assistance, total and to least developed countries, as a proportion of the Organization for Economic Cooperation and Development (OECD) Development Assistance Committee donors' gross national income (GNI)

17.3.1 Foreign direct investments (FDI), official development assistance and South-South Cooperation as a proportion of total domestic budget

17.3.2 Volume of remittances (in United States dollars) as a proportion of total GDP

17.4.1 Debt service as a proportion of exports of goods and services

17.5.1 Number of countries that adopt and implement investment promotion regimes for least developed countries

17.6.1 Number of science and/or technology cooperation agreements and programmes between countries, by type of cooperation

17.6.2 Fixed Internet broadband subscriptions per 100 inhabitants, by speed

17.7.1 Total amount of approved funding for developing countries to promote the development, transfer, dissemination and diffusion of environmentally sound technologies

17.8.1 Proportion of individuals using the Internet

17.9.1 Dollar value of financial and technical assistance (including through North-South, South-South and triangular cooperation) committed to developing countries

17.10.1 Worldwide weighted tariff-average

17.11.1 Developing countries' and least developed countries' share of global exports

17.12 Realize timely implementation of duty-free and quota-free market access on a lasting basis for all least developed countries, consistent with World Trade Organization decisions, including by ensuring that preferential rules of origin applicable to imports from least developed countries are transparent and simple, and contribute to facilitating market access

Systemic issues

Policy and institutional coherence

17.13 Enhance global macroeconomic stability, including through policy coordination and policy coherence

17.14 Enhance policy coherence for sustainable development

17.15 Respect each country's policy space and leadership to establish and implement policies for poverty eradication and sustainable development

Multi-stakeholder partnerships

17.16 Enhance the Global Partnership for Sustainable Development, complemented by multi-stakeholder partnerships that mobilize and share knowledge, expertise, technology and financial resources, to support the achievement of the Sustainable Development Goals in all countries, in particular developing countries

17.17 Encourage and promote effective public, public-private and civil society partnerships, building on the experience and resourcing strategies of partnerships

Data, monitoring and accountability

17.18 By 2020, enhance capacity-building support to developing countries, including for least developed countries and small island developing States, to increase significantly the availability of high-quality, timely and reliable data disaggregated by income, gender, age, race, ethnicity, migratory status, disability, geographic location and other characteristics relevant in national contexts

17.19 By 2030, build on existing initiatives to develop measurements of progress on sustainable development that complement gross domestic product, and support statistical capacity-building in developing countries

17.12.1 Average tariffs faced by developing countries, least developed countries and small island developing States

17.13.1 Macroeconomic Dashboard

17.14.1 Number of countries with mechanisms in place to enhance policy coherence of sustainable development

17.15.1 Extent of use of country-owned results frameworks and planning tools by providers of development cooperation

17.16.1 Number of countries reporting progress in multi-stakeholder development effectiveness monitoring frameworks that support the achievement of the sustainable development goals

17.17.1 Amount of United States dollars committed to public-private and civil society partnerships

17.18.1 Proportion of sustainable development indicators produced at the national level with full disaggregation when relevant to the target, in accordance with the Fundamental Principles of Official Statistics

17.18.2 Number of countries that have national statistical legislation that complies with the Fundamental Principles of Official Statistics

17.18.3 Number of countries with a national statistical plan that is fully funded and under implementation, by source of funding

17.19.1 Dollar value of all resources made available to strengthen statistical capacity in developing countries

17.19.2 Proportion of countries that (a) have conducted at least one population and housing census in the last 10 years; and (b) have achieved 100 per cent birth registration and 80 per cent death registration

* As contained in **Annex IV** of the **Report of the Inter-Agency and Expert Group on Sustainable Development Goal Indicators (E/CN.3/2016/2/Rev.1)** and agreed upon, as a practical starting point at the 47th session of the United Nations Statistical Commission held in March 2016.

[a] An open-ended intergovernmental expert working group on indicators and terminology relating to disaster risk reduction established by the General Assembly (resolution 69/284) is developing a set of indicators to measure global progress in the implementation of the Sendai Framework. These indicators will eventually reflect the agreements on the Sendai Framework indicators.

[b] Acknowledging that the United Nations Framework Convention on Climate Change is the primary international, intergovernmental forum for negotiating the global response to climate change.

[c] Taking into account ongoing World Trade Organization negotiations, the Doha Development Agenda and the Hong Kong ministerial mandate.

ANNEX II

SDG Data Status - March 2017

	Data Available Nationally
	Data can be made available with additional effort
	Data not Available
	Tier 3

Goal 1. End poverty in all its forms everywhere

		Tier	
Target 1.1 By 2030, eradicate extreme poverty for all people everywhere, currently measured as people living on less than \$1.25 a day.	1.1.1 Proportion of population below the international poverty line, by sex, age, employment status and geographical location (urban/rural)	1	Survey
Target 1.2 By 2030, reduce at least by half the proportion of men, women and children of all ages living in poverty in all its dimensions according to national definitions.	1.2.1 Proportion of population living below the national poverty line, by sex and age	1	Survey
	1.2.2 Proportion of men, women and children of all ages living in poverty in all its dimensions according to national definitions	2	Survey
Target 1.3 Implement nationally appropriate social protection systems and measures for all, including floors, and by 2030 achieve substantial coverage of the poor and the vulnerable.	1.3.1 Proportion of population covered by social protection floors/systems, by sex, distinguishing children, unemployed persons, older persons, persons with disabilities, pregnant women, newborns, work-injury victims and the poor and the vulnerable	2	Administrative data
Target 1.4 By 2030, ensure that all men and women, in particular the poor and the vulnerable, have equal rights to economic resources, as well as access to basic services, ownership and control over land and other forms of property, inheritance, natural resources, appropriate new technology and financial services, including microfinance.	1.4.1 Proportion of population living in households with access to basic services	3	Census
	1.4.2 Proportion of total adult population with secure tenure rights to land, with legally recognized documentation and who perceive their rights to land as secure, by sex and by type of tenure	3	Administrative data
Target 1.5 By 2030, build the resilience of the poor and those in vulnerable situations and reduce their exposure and vulnerability to climate-related extreme events and other economic, social and environmental shocks and disasters.	1.5.1 Number of deaths, missing persons and persons affected by disaster per 100,000 people ^a	2	Administrative data
	1.5.2 Direct disaster economic loss in relation to global gross domestic product (GDP) ^a	2	Administrative data
	1.5.3 Number of countries with national and local disaster risk reduction strategies ^a	2	Administrative data
Target 1.a Ensure significant mobilization of resources from a variety of sources, including through enhanced development cooperation, in order to provide adequate and predictable means for developing countries, in particular least developed countries, to implement programmes and policies to end poverty in all its dimensions.	1.a.1 Proportion of resources allocated by the government directly to poverty reduction programmes	3	Administrative data
	1.a.2 Proportion of total government spending on essential services (education, health and social protection)	2	Administrative data
1.b Create sound policy frameworks at the national, regional and international levels, based on pro-poor and gender-sensitive development strategies, to support accelerated investment in poverty eradication actions	1.b.1 Proportion of government recurrent and capital spending to sectors that disproportionately benefit women, the poor and vulnerable groups	3	Administrative data

Goal 2. End hunger, achieve food security and improved nutrition and promote sustainable agriculture			
Target 2.1 By 2030, end hunger and ensure access by all people, in particular the poor and people in vulnerable situations, including infants, to safe, nutritious and sufficient food all year round.	2.1.1 Prevalence of undernourishment	1	Survey
	2.1.2 Prevalence of moderate or severe food insecurity in the population, based on the Food Insecurity Experience Scale (FIES)	1	Administrative data
Target 2.2 By 2030, end all forms of malnutrition, including achieving, by 2025, the internationally agreed targets on stunting and wasting in children under 5 years of age, and address the nutritional needs of adolescent girls, pregnant and lactating women and older persons.	2.2.1 Prevalence of stunting (height for age <-2 standard deviation from the median of the World Health Organization (WHO) Child Growth Standards) among children under 5 years of age	1	Survey
Additional	2.2.2 Prevalence of malnutrition (weight for height >+2 or <-2 standard deviation from the median of the WHO Child Growth Standards) among children under 5 years of age, by type (wasting and overweight)	1	Survey
Target 2.3 By 2030, double the agricultural productivity and incomes of small-scale food producers, in particular women, indigenous peoples, family farmers, pastoralists and fishers, including through secure and equal access to land, other productive resources and inputs, knowledge, financial services, markets and opportunities for value addition and non-farm employment.	2.3.1 Volume of production per labour unit by classes of farming/pastoral/forestry enterprise size	3	Administrative data
	2.3.2 Average income of small-scale food producers, by sex and indigenous status	3	Administrative data
Target 2.4 By 2030, ensure sustainable food production systems and implement resilient agricultural practices that increase productivity and production, that help maintain ecosystems, that strengthen capacity for adaptation to climate change, extreme weather, drought, flooding and other disasters and that progressively improve land and soil quality.	2.4.1 Proportion of agricultural area under productive and sustainable agriculture	3	Administrative data
Target 2.5 By 2020, maintain the genetic diversity of seeds, cultivated plants and farmed and domesticated animals and their related wild species, including through soundly managed and diversified seed and plant banks at the national, regional and international levels, and promote access to and fair and equitable sharing of benefits arising from the utilization of genetic resources and associated traditional knowledge, as internationally agreed	2.5.1 Number of plant and animal genetic resources for food and agriculture secured in either medium or long-term conservation facilities	2	Administrative data
	2.5.2 Proportion of local breeds classified as being at risk, not-at-risk or at unknown level of risk of extinction	2	Administrative data
2.a Increase investment, including through enhanced international cooperation, in rural infrastructure, agricultural research and extension services, technology development and plant and livestock gene banks in order to enhance agricultural productive capacity in developing countries, in particular least developed countries	2.a.1 The agriculture orientation index for government expenditures	2	Administrative data
	2.a.2 Total official flows (official development assistance plus other official flows) to the agriculture sector	1	Administrative data
2.b Correct and prevent trade restrictions and distortions in world agricultural markets, including through the parallel elimination of all forms of agricultural export subsidies and all export measures with equivalent effect, in accordance with the mandate of the Doha Development Round	2.b.1 Producer Support Estimate	2	Administrative data
	2.b.2 Agricultural export subsidies	1	Administrative data
2.c Adopt measures to ensure the proper functioning of food commodity markets and their derivatives and facilitate timely access to market information, including on food reserves, in order to help limit extreme food price volatility	2.c.1 Indicator of food price anomalies	3	Specific survey

Goal 3. Ensure healthy lives and promote well-being for all at all ages

Target 3.1 By 2030, reduce the global maternal mortality ratio to less than 70 per 100,000 live births.	3.1.1 Maternal mortality ratio	2	Administrative data
	3.1.2 Proportion of births attended by skilled health personnel	1	Administrative data
Target 3.2 By 2030, end preventable deaths of newborns and children under 5 years of age, with all countries aiming to reduce neonatal mortality to at least as low as 12 per 1,000 live births and under-5 mortality to at least as low as 25 per 1,000 live births.	3.2.1 Under-five mortality rate	1	Administrative data
	3.2.2 Neonatal mortality rate	1	Administrative data
Target 3.3 By 2030, end the epidemics of AIDS, tuberculosis, malaria and neglected tropical diseases and combat hepatitis, water-borne diseases and other communicable diseases.	3.3.1 Number of new HIV infections per 1,000 uninfected population, by sex, age and key populations	2	Administrative data
	3.3.2 Tuberculosis incidence per 1,000 population	1	Administrative data
	3.3.3 Malaria incidence per 1,000 population	1	Administrative data
	3.3.4 Hepatitis B incidence per 100,000 population	2	Administrative data
	3.3.5 Number of people requiring interventions against neglected tropical diseases	1	Administrative data
Target 3.4 By 2030, reduce by one third premature mortality from non-communicable diseases through prevention and treatment and promote mental health and well-being.	3.4.1 Mortality rate attributed to cardiovascular disease, cancer, diabetes or chronic respiratory disease	2	Administrative data
	3.4.2 Suicide mortality rate	2	Administrative data
Target 3.5 Strengthen the prevention and treatment of substance abuse, including narcotic drug abuse and harmful use of alcohol	3.5.1 Coverage of treatment interventions (pharmacological, psychosocial and rehabilitation and aftercare services) for substance use disorders	3	Administrative data
	3.5.2 Harmful use of alcohol, defined according to the national context as alcohol per capita consumption (aged 15 years and older) within a calendar year in litres of	1	
Target 3.6 By 2020, halve the number of global deaths and injuries from road traffic accidents	3.6.1 Death rate due to road traffic injuries	1	Administrative data
Target 3.7 By 2030, ensure universal access to sexual and reproductive health-care services, including for family planning, information and education, and the integration of reproductive health into national strategies and programmes.	3.7.1 Proportion of women of reproductive age (aged 15-49 years) who have their need for family planning satisfied with modern methods	1	Survey
	3.7.2 Adolescent birth rate (aged 10-14 years; aged 15-19 years) per 1,000 women in that age group	2	Administrative data

Target 3.8 Achieve universal health coverage, including financial risk protection, access to quality essential health-care services and access to safe, effective, quality and affordable essential medicines and vaccines for all	3.8.1 Coverage of essential health services (defined as the average coverage of essential services based on tracer interventions that include reproductive, maternal, newborn and child health, infectious diseases, non-communicable diseases and service capacity and access, among the general and the most disadvantaged population)	3	Administrative data
	3.8.2 Number of people covered by health insurance or a public health system per 1,000 population	3	Administrative data
Target 3.9 By 2030, substantially reduce the number of 9deaths and illnesses from hazardous chemicals and air, water and soil pollution and contamination	3.9.1 Mortality rate attributed to household and ambient air pollution	1	Administrative data
	3.9.2 Mortality rate attributed to unsafe water, unsafe sanitation and lack of hygiene (exposure to unsafe Water, Sanitation and Hygiene for All (WASH) services)	2	Administrative data
	3.9.3 Mortality rate attributed to unintentional poisoning	2	Administrative data
Target 3.a Strengthen the implementation of the World Health Organization Framework Convention on Tobacco Control in all countries, as appropriate.	3.a.1 Age-standardized prevalence of current tobacco use among persons aged 15 years and older	1	Survey
Target 3.b Support the research and development of vaccines and medicines for the communicable and non-communicable diseases that primarily affect developing countries, provide access to affordable essential medicines and vaccines, in accordance with the Doha Declaration on the TRIPS Agreement and Public Health, which affirms the right of developing countries to use to the full the provisions in the Agreement on Trade-Related Aspects of Intellectual Property Rights regarding flexibilities to protect public health, and, in particular, provide access to medicines for all.	3.b.1 Proportion of the population with access to affordable medicines and vaccines on a sustainable basis	3	Specific survey
	3.b.2 Total net official development assistance to medical research and basic health sectors	1	Administrative data
Target 3.c Substantially increase health financing and the recruitment, development, training and retention of the health workforce in developing countries, especially in least developed countries and small island developing States.	3.c.1 Health worker density and distribution	1	Administrative data
Target 3.d Strengthen the capacity of all countries, in particular developing countries, for early warning, risk reduction and management of national and global health risks.	3.d Strengthen the capacity of all countries, in particular developing countries, for early warning, risk reduction and management of national and global health risks	2	Administrative data

Goal 4. Ensure inclusive and equitable quality education and promote lifelong learning opportunities for all

Target 4.1 By 2030, ensure that all girls and boys complete free, equitable and quality primary and secondary education leading to relevant and effective learning outcomes.	4.1.1 Proportion of children and young people: (a) in grades 2/3; (b) at the end of primary; and (c) at the end of lower secondary achieving at least a minimum proficiency level in (i) reading and (ii) mathematics, by sex	3	Administrative data
Target 4.2 By 2030, ensure that all girls and boys have access to quality early childhood development, care and pre- primary education so that they are ready for primary education.	4.2.1 Proportion of children under 5 years of age who are developmentally on track in health, learning and psychosocial well-being, by sex	3	Administrative data
Additional	4.2.2 Participation rate in organized learning (one year before the official primary entry age), by sex	1	Administrative data
Target 4.3 By 2030, ensure equal access for all women and men to affordable and quality technical, vocational and tertiary education, including university	4.3.1 Participation rate of youth and adults in formal and non-formal education and training in the previous 12 months, by sex	2	Census
Target 4.4 By 2030, substantially increase the number of youth and adults who have relevant skills, including technical and vocational skills, for employment, decent jobs and entrepreneurship	4.4.1 Proportion of youth and adults with information and communications technology (ICT) skills, by type of skill	2	Survey
Target 4.5 By 2030, eliminate gender disparities in education and ensure equal access to all levels of education and vocational training for the vulnerable, including persons with disabilities, indigenous peoples and children in vulnerable situations.	4.5.1 Parity indices (female/male, rural/urban, bottom/top wealth quintile and others such as disability status, indigenous peoples and conflict-affected, as data become available) for all education indicators on this list that can be disaggregated	3	Survey
Target 4.6 By 2030, ensure that all youth and a substantial proportion of adults, both men and women, achieve literacy and numeracy.	4.6.1 Percentage of population in a given age group achieving at least a fixed level of proficiency in functional (a) literacy and (b) numeracy skills, by sex	2	Census
Target 4.7 By 2030, ensure that all learners acquire the knowledge and skills needed to promote sustainable development, including, among others, through education for sustainable development and sustainable lifestyles, human rights, gender equality, promote of a culture of peace and non-violence, global citizenship and appreciation of cultural diversity and of culture's contribution to sustainable development	4.7.1 Extent to which (i) global citizenship education and (ii) education for sustainable development, including gender equality and human rights, are mainstreamed at all levels in: (a) national education policies, (b) curricula, (c) teacher education and (d) student assessment	3	Administrative data
Target 4.a Build and upgrade education facilities that are child, disability and gender sensitive and provide safe, non-violent, inclusive and effective learning environments for all	4.a.1 Proportion of schools with access to: (a) electricity; (b) the Internet for pedagogical purposes; (c) computers for pedagogical purposes; (d) adapted infrastructure and materials for students with disabilities; (e) basic drinking water; (f) single-sex basic sanitation facilities; and (g) basic handwashing facilities (as per the WASH indicator definitions)	2	Administrative data
Target 4.b By 2020, substantially expand globally the number of scholarships available to developing countries, in particular least developed countries, small island developing States and African countries, for enrolment in higher education, including vocational training and information and communications technology, technical, engineering and scientific programmes, in developed countries and other developing countries.	4.b.1 Volume of official development assistance flows for scholarships by sector and type of study	1	Administrative data
Target 4.c By 2030, substantially increase the supply of qualified teachers, including through international cooperation for teacher training in developing countries, especially least developed countries and small island developing States	4.c.1 Proportion of teachers in: (a) pre-primary; (b) primary; (c) lower secondary; and (d) upper secondary education who have received at least the minimum organized teacher training (e.g. pedagogical training) pre-service or in-service required for teaching at the relevant level in a given country	1	Administrative data

Goal 5. Achieve gender equality and empower all women and girls

Target 5.1 End all forms of discrimination against all women and girls everywhere.	5.1.1 Whether or not legal frameworks are in place to promote, enforce and monitor equality and non-discrimination on the basis of sex	3	Administrative data
Target 5.2 Eliminate all forms of violence against all women and girls in the public and private spheres, including trafficking and sexual and other types of exploitation.	5.2.1 Proportion of ever-partnered women and girls aged 15 years and older subjected to physical, sexual or psychological violence by a current or former intimate partner in the previous 12 months, by form of violence and by age	2	Administrative data
	5.2.2 Proportion of women and girls aged 15 years and older subjected to sexual violence by persons other than an intimate partner in the previous 12 months, by age and place of occurrence	2	Administrative data
Target 5.3 Eliminate all harmful practices, such as child, early and forced marriage and female genital mutilation.	5.3.1 Proportion of women aged 20-24 years who were married or in a union before age 15 and before age 18	2	Census
	5.3.2 Proportion of girls and women aged 15-49 years who have undergone female genital mutilation/cutting, by age	2	Administrative data
Target 5.4 Recognize and value unpaid care and domestic work through the provision of public services, infrastructure and social protection policies and the promote of shared responsibility within the household and the family as nationally appropriate.	5.4.1 Proportion of time spent on unpaid domestic and care work, by sex, age and location	2	Survey
Target 5.5 Ensure women's full and effective participation and equal opportunities for leadership at all levels of decision-making in political, economic and public life.	5.5.1 Proportion of seats held by women in national parliaments and local governments	1	Administrative data
Additional	5.5.2 Proportion of women in managerial positions	1	Administrative data
Target 5.6 Ensure universal access to sexual and reproductive health and reproductive rights as agreed in accordance with the Programme of Action of the International Conference on Population and Development and the Beijing Platform for Action and the outcome documents of their review conferences.	5.6.1 Proportion of women aged 15-49 years who make their own informed decisions regarding sexual relations, contraceptive use and reproductive health care	2	Survey
	5.6.2 Number of countries with laws and regulations that guarantee women aged 15-49 years access to sexual and reproductive health care, information and education	3	Administrative data
Target 5.a Undertake reforms to give women equal rights to economic resources, as well as access to ownership and control over land and other forms of property, financial services, inheritance and natural resources, in accordance with national laws.	5.a.1 (a) Proportion of total agricultural population with ownership or secure rights over agricultural land, by sex; and (b) share of women among owners or rights-bearers of agricultural land, by type of tenure	3	Administrative data
	5.a.2 Proportion of countries where the legal framework (including customary law) guarantees women's equal rights to land ownership and/or control	3	Administrative data
Target 5.b Enhance the use of enabling technology, in particular information and communications technology, to promote the empowerment of women.	5.b.1 Proportion of individuals who own a mobile telephone, by sex	1	Survey
Target 5.c Adopt and strengthen sound policies and enforceable legislation for the promote of gender equality and the empowerment of all women and girls at all levels.	5.c.1 Proportion of countries with systems to track and make public allocations for gender equality and women's empowerment	3	Administrative data

Goal 6. Ensure availability and sustainable management of water and sanitation for all

Target 6.1 By 2030, achieve universal and equitable access to safe and affordable drinking water for all.	6.1.1 Proportion of population using safely managed drinking water services	1	Census
Target 6.2 By 2030, achieve access to adequate and equitable sanitation and hygiene for all and end open defecation, paying special attention to the needs of women and girls and those in vulnerable situations.	6.2.1 Proportion of population using safely managed sanitation services, including a hand-washing facility with soap and water	1	Census
Target 6.3 By 2030, improve water quality by reducing pollution, eliminating dumping and minimizing release of hazardous chemicals and materials, halving the proportion of untreated wastewater and substantially increasing recycling and safe reuse globally.	6.3.1 Proportion of wastewater safely treated	3	Specific survey
	6.3.2 Proportion of bodies of water with good ambient water quality	3	Specific survey
Target 6.4 By 2030, substantially increase water-use efficiency across all sectors and ensure sustainable withdrawals and supply of freshwater to address water scarcity and substantially reduce the number of people suffering from water scarcity	6.4.1 Change in water-use efficiency over time	3	Specific survey
	6.4.2 Level of water stress: freshwater withdrawal as a proportion of available freshwater resources	2	Specific survey
Target 6.5 By 2030, implement integrated water resources management at all levels, including through transboundary cooperation as appropriate	6.5.1 Degree of integrated water resources management implementation (0-100)	2	Specific survey
	6.5.2 Proportion of transboundary basin area with an operational arrangement for water cooperation	3	Specific survey
Target 6.6 By 2020, protect and restore water-related ecosystems, including mountains, forests, wetlands, rivers, aquifers and lakes.	6.6.1 Change in the extent of water-related ecosystems over time	3	Specific survey
Target 6.a By 2030, expand international cooperation and capacity-building support to developing countries in water- and sanitation- related activities and programmes, including water harvesting, desalination, water efficiency, wastewater treatment, recycling and reuse technologies	6.a.1 Amount of water- and sanitation-related official development assistance that is part of a government-coordinated spending plan	1	Administrative data
Target 6.b Support and strengthen the participation of local communities in improving water and sanitation management.	6.b.1 Proportion of local administrative units with established and operational policies and procedures for participation of local communities in water and sanitation management	1	Administrative data

Goal 7. Ensure access to affordable, reliable, sustainable and modern energy for all

Target 7.1 By 2030, ensure universal access to affordable, reliable and modern energy services	7.1.1 Proportion of population with access to electricity	1	Census
	7.1.2 Proportion of population with primary reliance on clean fuels and technology	1	Administrative data
Target 7.2 By 2030, increase substantially the share of renewable energy in the global energy mix	7.2.1 Renewable energy share in the total final energy consumption	1	Administrative data
Target 7.3 By 2030, double the global rate of improvement in energy efficiency	7.3.1 Energy intensity measured in terms of primary energy and GDP	1	Administrative data
Target 7.a By 2030, enhance international cooperation to facilitate access to clean energy research and technology, including renewable energy, energy efficiency and advanced and cleaner fossil- fuel technology, and promote investment in energy infrastructure and clean energy technology	7.a.1 Mobilized amount of United States dollars per year starting in 2020 accountable towards the \$100 billion commitment	3	Administrative data
Target 7.b By 2030, expand infrastructure and upgrade technology for supplying modern and sustainable energy services for all in developing countries, in particular least developed countries, small island developing States and landlocked developing countries, in accordance with their respective programmes of support	7.b.1 Investments in energy efficiency as a percentage of GDP and the amount of foreign direct investment in financial transfer for infrastructure and technology to sustainable development services	3	Administrative data

Goal 8. Promote sustained, inclusive and sustainable economic growth, full and productive employment and decent work for all

Goal 8. Promote sustained, inclusive and sustainable economic growth, full and productive employment and decent work for all			
Target 8.1 Sustain per capita economic growth in accordance with national circumstances and, in particular, at least 7 per cent gross domestic product growth per annum in the least developed countries	8.1.1 Annual growth rate of real GDP per capita	1	Administrative data
Target 8.2 Achieve higher levels of economic productivity through diversification, technological upgrading and innovation, including through a focus on high- value-added and labour-intensive sectors	8.2.1 Annual growth rate of real GDP per employed person	1	Administrative data
Target 8.3 promote development- oriented policies that support productive activities, decent job creation, entrepreneurship, creativity and innovation, and encourage the formalization and growth of micro-, small- and medium-sized enterprises, including through access to financial services	8.3.1 Proportion of informal employment in non-agriculture employment, by sex	2	Survey
8.4 Improve progressively, through 2030, global resource efficiency in consumption and production and endeavour to decouple economic growth from environmental degradation, in accordance with the 10-Year Framework of Programmes on Sustainable Consumption and Production, with developed countries taking the lead	8.4.1 Material footprint, material footprint per capita, and material footprint per GDP	3	Administrative data
	8.4.2 Domestic material consumption, domestic material consumption per capita, and domestic material consumption per GDP	2	Administrative data
Target 8.5 By 2030, achieve full and productive employment and decent work for all women and men, including for young people and persons with disabilities, and equal pay for work of equal value	8.5.1 Average hourly earnings of female and male employees, by occupation, age and persons with disabilities	2	Survey
	8.5.2 Unemployment rate, by sex, age and persons with disabilities	1	Census

Target 8.6 By 2020, substantially reduce the proportion of youth not in employment, education or training	8.6.1 Proportion of youth (aged 15-24 years) not in education, employment or training	1	Census
Target 8.7 Take immediate and effective measures to eradicate forced labour, end modern slavery and human trafficking and secure the prohibition and elimination of the worst forms of child labour, including recruitment and use of child soldiers, and by 2025 end child labour in all its forms.	8.7.1 Proportion and number of children aged 5-17 years engaged in child labour, by sex and age	1	Census
Target 8.8 Protect labour rights and promote safe and secure working environments for all workers, including migrant workers, in particular women migrants, and those in precarious employment	8.8.1 Frequency rates of fatal and non-fatal occupational injuries, by sex and migrant status	1	Administrative data
	8.8.2 Increase in national compliance of labour rights (freedom of association and collective bargaining) based on International Labour Organization (ILO) textual sources and national legislation, by sex and migrant status	1	Administrative data
Target 8.9 By 2030, devise and implement policies to promote sustainable tourism that creates jobs and promotes local culture and products	8.9.1 Tourism direct GDP as a proportion of total GDP and in growth rate	2	Administrative data
	8.9.2 Number of jobs in tourism industries as a proportion of total jobs and growth rate of jobs, by sex	2	Administrative data
Target 8.10 Strengthen the capacity of domestic financial institutions to encourage and expand access to banking, insurance and financial services for all	8.10.1 Number of commercial bank branches and automated teller machines (ATMs) per 100,000 adults	1	Administrative data
	8.10.2 Proportion of adults (15 years and older) with an account at a bank or other financial institution or with a mobile-money-service provider	1	Administrative data
Target 8.a Increase Aid for Trade support for developing countries, in particular least developed countries, including through the Enhanced Integrated Framework for Trade-Related Technical Assistance to Least Developed Countries	8.a.1 Aid for Trade commitments and disbursements	1	Administrative data
Target 8.b By 2020, develop and operationalize a global strategy for youth employment and implement the Global Jobs Pact of the International Labour Organization	8.b.1 Total government spending in social protection and employment programmes as a proportion of the national budgets and GDP	3	Administrative data

Goal 9. Build resilient infrastructure, promote inclusive and sustainable industrialization and foster innovation

Target 9.1 Develop quality, reliable, sustainable and resilient infrastructure, including regional and transborder infrastructure, to support economic development and human well-being, with a focus on affordable and equitable access for all	9.1.1 Proportion of the rural population who live within 2 km of an all-season road	3	Administrative data
	9.1.2 Passenger and freight volumes, by mode of transport	1	Administrative data
Target 9.2 promote inclusive and sustainable industrialization and, by 2030, significantly raise industry's share of employment and gross domestic product, in line with national circumstances, and double its share in least developed countries	9.2.1 Manufacturing value added as a proportion of GDP and per capita	1	Administrative data
	9.2.2 Manufacturing employment as a proportion of total employment	1	Administrative data
Target 9.3 Increase the access of small- scale industrial and other enterprises, in particular in developing countries, to financial services, including affordable credit, and their integration into value chains and markets	9.3.1 Proportion of small-scale industries in total industry value added	3	Administrative data
	9.3.2 Proportion of small-scale industries with a loan or line of credit	3	Administrative data
Target 9.4 By 2030, upgrade infrastructure and retrofit industries to make them sustainable, with increased resource- use efficiency and greater adoption of clean and environmentally sound technologies and industrial processes, with all countries taking action in accordance with their respective capabilities	9.4.1 CO ₂ emission per unit of value added	1	Specific survey
Target 9.5 Enhance scientific research, upgrade the technological capabilities of industrial sectors in all countries, in particular developing countries, including, by 2030, encouraging innovation and substantially increasing the number of research and development workers per 1 million people and public and private research and development spending	9.5.1 Research and development expenditure as a proportion of GDP	1	Administrative data
	9.5.2 Researchers (in full-time equivalent) per million inhabitants	1	Administrative data
Target 9.a Facilitate sustainable and resilient infrastructure development in developing countries through enhanced financial, technological and technical support to African countries, least developed countries, landlocked developing countries and small island developing States	9.a.1 Total official international support (official development assistance plus other official flows) to infrastructure	1	Administrative data
Target 9.b Support domestic technology development, research and innovation in developing countries, including by ensuring a conducive policy environment for, inter alia, industrial diversification and value addition to commodities	9.b.1 Proportion of medium and high-tech industry value added in total value added	2	Administrative data
Target 9.c Significantly increase access to information and communications technology and strive to provide universal and affordable access to the Internet in least developed countries by 2020	9.c.1 Proportion of population covered by a mobile network, by technology	1	Administrative data

Goal 10. Reduce inequality within and among countries

Target 10.1 By 2030, progressively achieve and sustain income growth of the bottom 40 per cent of the population at a rate higher than the national average	10.1.1 Growth rates of household expenditure or income per capita among the bottom 40 per cent of the population and the total population	1	Survey
Target 10.2 By 2030, empower and promote the social, economic and political inclusion of all, irrespective of age, sex, disability, race, ethnicity, origin, religion or economic or other status	10.2.1 Proportion of people living below 50 per cent of median income, by age, sex and persons with disabilities	3	Survey
Target 10.3 Ensure equal opportunity and reduce inequalities of outcome, including by eliminating discriminatory laws, policies and practices and proMinistry of Tourisming appropriate legislation, policies and action in this regard	10.3.1 Proportion of the population reporting having personally felt discriminated against or harassed within the previous 12 months on the basis of a ground of discrimination prohibited under international human rights law	3	Administrative data
Target 10.4 Adopt policies, especially fiscal, wage and social protection policies, and progressively achieve greater equality	10.4.1 Labour share of GDP, comprising wages and social protection transfers	1	Administrative data
Target 10.5 Improve the regulation and monitoring of global financial markets and institutions and strengthen the implementation of such regulations	10.5.1 Financial Soundness Indicators	3	Administrative data
Target 10.6 Ensure enhanced representation and voice for developing countries in decision-making in global international economic and financial institutions in order to deliver more effective, credible, accountable and legitimate institutions	10.6.1 Proportion of members and voting rights of developing countries in international organizations	1	Administrative data
Target 10.7 Facilitate orderly, safe, regular and responsible migration and mobility of people, including through the implementation of planned and well-managed migration policies	10.7.1 Recruitment cost borne by employee as a proportion of yearly income earned in country of destination	3	Administrative data
	10.7.2 Number of countries that have implemented well-managed migration policies	3	Administrative data
Target 10.a Implement the principle of special and differential treatment for developing countries, in particular least developed countries, in accordance with World Trade Organization agreements	10.a.1 Proportion of tariff lines applied to imports from least developed countries and developing countries with zero-tariff	1	Administrative data
Target 10.b Encourage official development assistance and financial flows, including foreign direct investment, to States where the need is greatest, in particular least developed countries, African countries, small island developing States and landlocked developing countries, in accordance with their national plans and programmes	10.b.1 Total resource flows for development, by recipient and donor countries and type of flow (e.g. official development assistance, foreign direct investment and other flows)	1	Administrative data
Target 10.c By 2030, reduce to less than 3 per cent the transaction costs of migrant remittances and eliminate remittance corridors with costs higher than 5 per cent	10.c.1 Remittance costs as a proportion of the amount remitted	3	Administrative data

Goal 11. Make cities and human settlements inclusive, safe, resilient and sustainable

Target 11.1 By 2030, ensure access for all to adequate, safe and affordable housing and basic services and upgrade slums	11.1.1 Proportion of urban population living in slums, informal settlements or inadequate housing	1	Census
Target 11.2 By 2030, provide access to safe, affordable, accessible and sustainable transport systems for all, improving road safety, notably by expanding public transport, with special attention to the needs of those in vulnerable situations, women, children, persons with disabilities and older persons	11.2.1 Proportion of population that has convenient access to public transport, by sex, age and persons with disabilities	2	Administrative data
Target 11.3 By 2030, enhance inclusive and sustainable urbanization and capacity for participatory, integrated and sustainable human settlement planning and management in all countries	11.3.1 Ratio of land consumption rate to population growth rate	2	Administrative data
	11.3.2 Proportion of cities with a direct participation structure of civil society in urban planning and management that operate regularly and democratically	3	Administrative data
11.4 Strengthen efforts to protect and safeguard the world's cultural and natural heritage	11.4.1 Total expenditure (public and private) per capita spent on the preservation, protection and conservation of all cultural and natural heritage, by type of heritage (cultural, natural, mixed and World Heritage Centre designation), level of government (national, regional and local/municipal), type of expenditure (operating expenditure/investment) and type of private funding (donations in kind, private non-profit sector and sponsorship)	3	Administrative data
11.5 By 2030, significantly reduce the number of deaths and the number of people affected and substantially decrease the direct economic losses relative to global gross domestic product caused by disasters, including water-related disasters, with a focus on protecting the poor and people in vulnerable situations	11.5.1 Number of deaths, missing persons and persons affected by disaster per 100,000 people ^a	2	Administrative data

	11.5.2 Direct disaster economic loss in relation to global GDP, including disaster damage to critical infrastructure and disruption of basic services ^o	2	Administrative data
Target 11.6 By 2030, reduce the adverse per capita environmental impact of cities, including by paying special attention to air quality and municipal and other waste management	11.6.1 Proportion of urban solid waste regularly collected and with adequate final discharge out of total urban solid waste generated, by cities	2	Administrative data
	11.6.2 Annual mean levels of fine particulate matter (e.g. PM2.5 and PM10) in cities (population weighted)	1	Specific survey
Target 11.7 By 2030, provide universal access to safe, inclusive and accessible, green and public spaces, in particular for women and children, older persons and persons with disabilities	11.7.1 Average share of the built-up area of cities that is open space for public use for all, by sex, age and persons with disabilities	3	Administrative data
	11.7.2 Proportion of persons victim of physical or sexual harassment, by sex, age, disability status and place of occurrence, in the previous 12 months	3	Administrative data
Target 11.a Support positive economic, social and environmental links between urban, peri-urban and rural areas by strengthening national and regional development planning	11.a.1 Proportion of population living in cities that implement urban and regional development plans integrating population projections and resource needs, by size of city	3	Administrative data
Target 11.b By 2020, substantially increase the number of cities and human settlements adopting and implementing integrated policies and plans towards inclusion, resource efficiency, mitigation and adaptation to climate change, resilience to disasters, and develop and implement, in line with the Sendai Framework for Disaster Risk Reduction 2015-2030, holistic disaster risk management at all levels	11.b.1 Proportion of local governments that adopt and implement local disaster risk reduction strategies in line with the Sendai Framework for Disaster Risk Reduction 2015-2030 ^o	3	Administrative data
	11.b.2 Number of countries with national and local disaster risk reduction strategies ^o	2	Administrative data
Target 11.c Support least developed countries, including through financial and technical assistance, in building sustainable and resilient buildings utilizing local materials	11.c.1 Proportion of financial support to the least developed countries that is allocated to the construction and retrofitting of sustainable, resilient and resource-efficient buildings utilizing local materials	3	Administrative data

Goal 12. Ensure sustainable consumption and production patterns

Target 12.1 Implement the 10-year framework of programmes on sustainable consumption and production, all countries taking action, with developed countries taking the lead, taking into account the development and capabilities of developing countries	12.1.1 Number of countries with sustainable consumption and production (SCP) national action plans or SCP mainstreamed as a priority or a target into national policies	3	Administrative data
Target 12.2 By 2030, achieve the sustainable management and efficient use of natural resources	12.2.1 Material footprint, material footprint per capita, and material footprint per GDP	3	Administrative data
	12.2.2 Domestic material consumption, domestic material consumption per capita, and domestic material consumption per GDP	2	Administrative data
Target 12.3 By 2030, halve per capita global food waste at the retail and consumer levels and reduce food losses along production and supply chains, including post-harvest losses	12.3.1 Global food loss index	3	Administrative data
Target 12.4 By 2020, achieve the environmentally sound management of chemicals and all wastes throughout their life cycle, in accordance with agreed international frameworks, and significantly reduce their release to air, water and soil in order to minimize their adverse impacts on human health and the environment	12.4.1 Number of parties to international multilateral environmental agreements on hazardous waste, and other chemicals that meet their commitments and obligations in transmitting information as required by each relevant agreement	1	Administrative data
	12.4.2 Hazardous waste generated per capita and proportion of hazardous waste treated, by type of treatment	3	Administrative data
Target 12.5 By 2030, substantially reduce waste generation through prevention, reduction, recycling and reuse	12.5.1 National recycling rate, tons of material recycled	3	Administrative data
Target 12.6 Encourage companies, especially large and transnational companies, to adopt sustainable practices and to integrate sustainability information into their reporting cycle	12.6.1 Number of companies publishing sustainability reports	3	Administrative data
Target 12.7 promote public procurement practices that are sustainable, in accordance with national policies and priorities	12.7.1 Number of countries implementing sustainable public procurement policies and action plans	3	Administrative data
Target 12.8 By 2030, ensure that people everywhere have the relevant information and awareness for sustainable development and lifestyles in harmony with nature	12.8.1 Extent to which (i) global citizenship education and (ii) education for sustainable development (including climate change education) are mainstreamed in (a) national education policies; (b) curricula; (c) teacher education; and (d) student assessment	3	Administrative data
12.a Support developing countries to strengthen their scientific and technological capacity to move towards more sustainable patterns of consumption and production	12.a.1 Amount of support to developing countries on research and development for sustainable consumption and production and environmentally sound technologies	3	Administrative data
12.b Develop and implement tools to monitor sustainable development impacts for sustainable tourism that creates jobs and promotes local culture and products	12.b.1 Number of sustainable tourism strategies or policies and implemented action plans with agreed monitoring and evaluation tools	3	Administrative data
Target 12.c Rationalize inefficient fossil-fuel subsidies that encourage wasteful consumption by removing market distortions, in accordance with national circumstances, including by restructuring taxation and phasing out those harmful subsidies, where they exist, to reflect their environmental impacts, taking fully into account the specific needs and conditions of developing countries and minimizing the possible adverse impacts on their development in a manner that protects the poor and the affected communities	12.c.1 Amount of fossil-fuel subsidies per unit of GDP (production and consumption) and as a proportion of total national expenditure on fossil fuels	3	Administrative data

Goal 13. Take urgent action to combat climate change and its impacts[b]

Target 13.1 Strengthen resilience and adaptive capacity to climate-related hazards and natural disasters in all countries	13.1.1 Number of countries with national and local disaster risk reduction strategies ^o	2	Administrative data
	13.1.2 Number of deaths, missing persons and persons affected by disaster per 100,000 people ^o	2	Administrative data
Target 13.2 Integrate climate change measures into national policies, strategies and planning	13.2.1 Number of countries that have communicated the establishment or operationalization of an integrated policy/strategy/plan which increases their ability to adapt to the adverse impacts of climate change, and foster climate resilience and low greenhouse gas emissions development in a manner that does not threaten food production (including a national adaptation plan, nationally determined contribution, national communication, biennial update report or other)	3	Administrative data
Target 13.3 Improve education, awareness-raising and human and institutional capacity on climate change mitigation, adaptation, impact reduction and early warning	13.3.1 Number of countries that have integrated mitigation, adaptation, impact reduction and early warning into primary, secondary and tertiary curricula	3	Administrative data
	13.3.2 Number of countries that have communicated the strengthening of institutional, systemic and individual capacity-building to implement adaptation, mitigation and technology transfer, and development actions	3	Administrative data
Target 13.a Implement the commitment undertaken by developed-country parties to the United Nations Framework Convention on Climate Change to a goal of mobilizing jointly \$100 billion annually by 2020 from all sources to address the needs of developing countries in the context of meaningful mitigation actions and transparency on implementation and fully operationalize the Green Climate Fund through its capitalization as soon as possible	13.a.1 Mobilized amount of United States dollars per year starting in 2020 accountable towards the \$100 billion commitment	3	Administrative data
13.b promote mechanisms for raising capacity for effective climate change-related planning and management in least developed countries and small island developing States, including focusing on women, youth and local and marginalized communities	13.b.1 Number of least developed countries and small island developing States that are receiving specialized support, and amount of support, including finance, technology and capacity-building, for mechanisms for raising capacities for effective climate change-related planning and management, including focusing on women, youth and local and marginalized communities	3	Administrative data

Goal 14. Conserve and sustainably use the oceans, seas and marine resources for sustainable development

Target 14.1 By 2025, prevent and significantly reduce marine pollution of all kinds, in particular from land-based activities, including marine debris and nutrient pollution	14.1.1 Index of coastal eutrophication and floating plastic debris density	3	Administrative data
Target 14.2 By 2020, sustainably manage and protect marine and coastal ecosystems to avoid significant adverse impacts, including by strengthening their resilience, and take action for their restoration in order to achieve healthy and productive oceans	14.2.1 Proportion of national exclusive economic zones managed using ecosystem-based approaches	3	Administrative data
Target 14.3 Minimize and address the impacts of ocean acidification, including through enhanced scientific cooperation at all levels	14.3.1 Average marine acidity (pH) measured at agreed suite of representative sampling stations	3	Administrative data
Target 14.4 By 2020, effectively regulate harvesting and end overfishing, illegal, unreported and unregulated fishing and destructive fishing practices and implement science-based management plans, in order to restore fish stocks in the shortest time feasible, at least to levels that can produce maximum sustainable yield as determined by their biological characteristics	14.4.1 Proportion of fish stocks within biologically sustainable levels	1	Administrative data
Target 14.5 By 2020, conserve at least 10 per cent of coastal and marine areas, consistent with national and international law and based on the best available scientific information	14.5.1 Coverage of protected areas in relation to marine areas	1	Administrative data
Target 14.6 By 2020, prohibit certain forms of fisheries subsidies which contribute to overcapacity and overfishing, eliminate subsidies that contribute to illegal, unreported and unregulated fishing and refrain from introducing new such subsidies, recognizing that appropriate and effective special and differential treatment for developing and least developed countries should be an integral part of the World Trade Organization fisheries subsidies negotiation	14.6.1 Progress by countries in the degree of implementation of international instruments aiming to combat illegal, unreported and unregulated fishing	3	Administrative data
Target 14.7 By 2030, increase the economic benefits to Small Island developing States and least developed countries from the sustainable use of marine resources, including through sustainable management of fisheries, aquaculture and tourism	14.7.1 Sustainable fisheries as a percentage of GDP in small island developing States, least developed countries and all countries	3	Administrative data
Target 14.a Increase scientific knowledge, develop research capacity and transfer marine technology, taking into account the Intergovernmental Oceanographic Commission Criteria and Guidelines on the Transfer of Marine Technology, in order to improve ocean health and to enhance the contribution of marine biodiversity to the development of developing countries, in particular small island developing States and least developed countries	14.a.1 Proportion of total research budget allocated to research in the field of marine technology	3	Administrative data
Target 14.b Provide access for small- scale artisanal fishers to marine resources and markets	14.b.1 Progress by countries in the degree of application of a legal/regulatory/policy/institutional framework which recognizes and protects access rights for small-scale fisheries	3	Administrative data
Target 14.c Enhance the conservation and sustainable use of oceans and their resources by implementing law as reflected in UNCLOS, which provides the legal framework for the conservation and sustainable use of oceans and their resources, as recalled in paragraph 158 of The Future We Want.	14.c.1 Number of countries making progress in ratifying, accepting and implementing through legal, policy and institutional frameworks, ocean-related instruments that implement international law, as reflected in the United Nation Convention on the Law of the Sea, for the conservation and sustainable use of the oceans and their resources	3	Administrative data

Goal 15. Protect, restore and promote sustainable use of terrestrial ecosystems, sustainably manage forests, combat desertification, and halt and reverse land degradation and halt biodiversity loss

Target 15.1 By 2020, ensure the conservation, restoration and sustainable use of terrestrial and inland freshwater ecosystems and their services, in particular forests, wetlands, mountains and drylands, in line with obligations under international agreements	15.1.1 Forest area as a proportion of total land area	1	Administrative data
	15.1.2 Proportion of important sites for terrestrial and freshwater biodiversity that are covered by protected areas, by ecosystem type	1	Administrative data
Target 15.2 By 2020, promote the implementation of sustainable management of all types of forests, halt deforestation, restore degraded forests and substantially increase afforestation and reforestation globally.	15.2.1 Progress towards sustainable forest management	2	Administrative data
Target 15.3 By 2030, combat desertification, restore degraded land and soil, including land affected by desertification, drought and floods, and strive to achieve a land degradation-neutral world	15.3.1 Proportion of land that is degraded over total land area	3	Administrative data
Target 15.4 By 2030, ensure the conservation of mountain ecosystems, including their biodiversity, in order to enhance their capacity to provide benefits that are essential for sustainable development	15.4.1 Coverage by protected areas of important sites for mountain biodiversity	2	
	15.4.2 Mountain Green Cover Index	2	
Target 15.5 Take urgent and significant action to reduce the degradation of natural habitats, halt the loss of biodiversity, and, by 2020, protect and prevent the extinction of threatened species	15.5.1 Red List Index	2	Administrative data
Target 15.6 Ensure fair and equitable sharing of the benefits arising from the utilization of genetic resources and promote appropriate access to such resources	15.6.1 Number of countries that have adopted legislative, administrative and policy frameworks to ensure fair and equitable sharing of benefits	2	Administrative data
Target 15.7 Take urgent action to end poaching and trafficking of protected species of flora and fauna and address both demand and supply of illegal wildlife products	15.7.1 Proportion of traded wildlife that was poached or illicitly trafficked	2	Administrative data
Target 15.8 By 2020, introduce measures to prevent the introduction and significantly reduce the impact of invasive alien species on land and water ecosystems and control or eradicate the priority species	15.8.1 Proportion of countries adopting relevant national legislation and adequately resourcing the prevention or control of invasive alien species	3	Administrative data
Target 15.9 By 2020, integrate ecosystem and biodiversity values into national and local planning, development processes, poverty reduction strategies and accounts	15.9.1 Progress towards national targets established in accordance with Aichi Biodiversity Target 2 of the Strategic Plan for Biodiversity 2011-2020	3	Administrative data
Target 15.a Mobilize and significantly increase financial resources from all sources to conserve and sustainable use biodiversity and ecosystems	15.a.1 Official development assistance and public expenditure on conservation and sustainable use of biodiversity and ecosystems	1	Administrative data
Target 15.b Mobilize significant resources from all sources and at all levels to finance sustainable forest management and provide adequate incentives to developing countries to advance such management, including for conservation and reforestation	15.b.1 Official development assistance and public expenditure on conservation and sustainable use of biodiversity and ecosystems	1	Administrative data
Target 15.c Enhance global support for efforts to combat poaching and trafficking of protected species, including by increasing the capacity of local communities to pursue sustainable livelihood opportunities	15.c.1 Proportion of traded wildlife that was poached or illicitly trafficked	2	Administrative data

Goal 16. Promote peaceful and inclusive societies for sustainable development, provide access to justice for all and build effective, accountable and inclusive institutions at all levels

Target 16.1 Significantly reduce all forms of violence and related death rates everywhere	16.1.1 Number of victims of intentional homicide per 100,000 population, by sex and age	1	Administrative data
	16.1.2 Conflict-related deaths per 100,000 population, by sex, age and cause	3	Administrative data
	16.1.3 Proportion of population subjected to physical, psychological or sexual violence in the previous 12 months	2	Administrative data
	16.1.4 Proportion of population that feel safe walking alone around the area they live	2	Administrative data
Target 16.2 End abuse, exploitations, trafficking and all forms of violence against and torture of children	16.2.1 Proportion of children aged 1-17 years who experienced any physical punishment and/or psychological aggression by caregivers in the past month	2	Administrative data
	16.2.2 Number of victims of human trafficking per 100,000 population, by sex, age and form of exploitation	2	Administrative data
	16.2.3 Proportion of young women and men aged 18-29 years who experienced sexual violence by age 18	2	Administrative data
Target 16.3 promote the rule of law at the national and international levels and ensure equal access to justice for all	16.3.1 Proportion of victims of violence in the previous 12 months who reported their victimization to competent authorities or other officially recognized conflict resolution mechanisms	2	Administrative data
	16.3.2 Unsented detainees as a proportion of overall prison population	1	Administrative data
Target 16.4 By 2030, significantly reduce illicit financial and arms flows, strengthen the recovery and return of stolen assets and combat all forms of organized crime	16.4.1 Total value of inward and outward illicit financial flows (in current United States dollars)	3	Administrative data
	16.4.2 Proportion of seized small arms and light weapons that are recorded and traced, in accordance with international standards and legal instruments	2	Administrative data
Target 16.5 Substantially reduce corruption and bribery in all their forms	16.5.1 Proportion of persons who had at least one contact with a public official and who paid a bribe to a public official, or were asked for a bribe by those public officials, during the previous 12 months	2	Administrative data
	16.5.2 Proportion of businesses that had at least one contact with a public official and that paid a bribe to a public official, or were asked for a bribe by those public officials during the previous 12 months	2	Administrative data
Target 16.6 Develop effective, accountable and transparent institutions at all levels	16.6.1 Primary government expenditures as a proportion of original approved budget, by sector (or by budget codes or similar)	1	Administrative data
	16.6.2 Proportion of the population satisfied with their last experience of public services	3	Survey
Target 16.7 Ensure responsive, inclusive, participatory and representative decision-making at all levels	16.7.1 Proportions of positions (by sex, age, persons with disabilities and population groups) in public institutions (national and local legislatures, public service, and judiciary) compared to national distributions	3	Administrative data
	16.7.2 Proportion of population who believe decision-making is inclusive and responsive, by sex, age, disability and population group	3	Administrative data
Target 16.8 Broaden and strengthen the participation of developing countries in the institutions of global governance	16.8.1 Proportion of members and voting rights of developing countries in international organizations	1	Administrative data
Target 16.9 By 2030, provide legal identity for all, including birth registration	16.9.1 Proportion of children under 5 years of age whose births have been registered with a civil authority, by age	1	Administrative data
Target 16.10 Ensure public access to information and protect fundamental freedoms, in accordance with national legislation and international agreements	16.10.1 Number of verified cases of killing, kidnapping, enforced disappearance, arbitrary detention and torture of journalists, associated media personnel, trade unionists and human rights advocates in the previous 12 months	3	Administrative data
	16.10.2 Number of countries that adopt and implement constitutional, statutory and/or policy guarantees for public access to information	2	Administrative data
Target 16.a Strengthen relevant national institutions, including through international cooperation, for building capacity at all levels, in particular in developing countries, to prevent violence and combat terrorism and crime	16.a.1 Existence of independent national human rights institutions in compliance with the Paris Principles	1	Administrative data
Target 16.b promote and enforce non-discriminatory laws and policies for sustainable development	16.b.1 Proportion of population reporting having personally felt discriminated against or harassed in the previous 12 months on the basis of a ground of discrimination prohibited under international human rights law	3	Administrative data

Goal 17. Strengthen the means of implementation and revitalize the Global Partnership for Sustainable Development Finance

Target 17.1 Strengthen domestic resource mobilization, including through international support to developing countries, to improve domestic capacity for tax and other revenue collection	17.1.1 Total government revenue as a proportion of GDP, by source	1	Administrative data
	17.1.2 Proportion of domestic budget funded by domestic taxes	1	Administrative data
Target 17.2 Developed countries to implement fully their official development assistance commitments, including the commitment by many developed countries to achieve the target of 0.7 per cent ODA/GNI to developing countries and 0.15 to 0.20 per cent of ODA/GNI to least developed countries; ODA providers are encouraged to consider setting a target to provide at least 0.20 per cent of ODA/GNI to least developed countries.	17.2.1 Net official development assistance, total and to least developed countries, as a proportion of the Organization for Economic Cooperation and Development (OECD) Development Assistance Committee donors' gross national income (GNI)	1	Administrative data
Target 17.3 Mobilize additional financial resources for developing countries from multiple sources	17.3.1 Foreign direct investments (FDI), official development assistance and South-South Cooperation as a proportion of total domestic budget	1	Administrative data
	17.3.2 Volume of remittances (in United States dollars) as a proportion of total GDP	1	Administrative data
Target 17.4 Assist developing countries in attaining long-term debt sustainability through coordinated policies aimed at fostering debt financing, debt relief and debt restructuring, as appropriate, and address the external debt of highly indebted poor countries to reduce debt distress	17.4.1 Debt service as a proportion of exports of goods and services	1	Administrative data
Target 17.5 Adopt and implement investment promotion regimes for least developed countries	17.5.1 Number of countries that adopt and implement investment promotion regimes for least developed countries	3	Administrative data
Target 17.6 Enhance North-South, South-South and triangular regional and international cooperation on and access to science, technology and innovation and enhance knowledge sharing on mutually agreed terms, including through improved coordination among existing mechanisms, in particular at the United Nations level, and through a global technology facilitation mechanism.	17.6.1 Number of science and/or technology cooperation agreements and programmes between countries, by type of cooperation	3	Administrative data
	17.6.2 Fixed Internet broadband subscriptions per 100 inhabitants, by speed	1	Administrative data
Target 17.7 promote the development, transfer, dissemination and diffusion of environmentally sound technologies to developing countries on favourable terms, including on concessional and preferential terms, as mutually agreed	17.7.1 Total amount of approved funding for developing countries to promote the development, transfer, dissemination and diffusion of environmentally sound technologies	3	Administrative data
Target 17.8 Fully operationalize the technology bank and science, technology and innovation capacity-building mechanism for least developed countries by 2017 and enhance the use of enabling technology, in particular information and communications technology	17.8.1 Proportion of individuals using the Internet	1	Census
Target 17.9 Enhance international support for implementing effective and targeted capacity-building in developing countries to support national plans to implement all the sustainable development goals, including through North-South, South-South and triangular cooperation	17.9.1 Dollar value of financial and technical assistance (including through North-South, South-South and triangular cooperation) committed to developing countries	1	Administrative data

Target 17.10 Promote a universal, rules-based, open, non-discriminatory and equitable multilateral trading system under the World Trade Organization, including through the conclusion of negotiations under its Doha Development Agenda	17.10.1 Worldwide weighted tariff-average	1	Administrative data
Target 17.11 Significantly increase the exports of developing countries, in particular with a view to doubling the least developed countries' share of global exports by 2020	17.11.1 Developing countries' and least developed countries' share of global exports	1	Administrative data
Target 17.12 Realize timely implementation of duty-free and quota-free market access on a lasting basis for all least developed countries, consistent with World Trade Organization decisions, including by ensuring that preferential rules of origin applicable to imports from least developed countries are transparent and simple, and contribute to facilitating market access	17.12.1 Average tariffs faced by developing countries, least developed countries and small island developing States	1	Administrative data
Target 17.13 Enhance global macroeconomic stability, including through policy coordination and policy coherence	17.13.1 Macroeconomic Dashboard	3	Administrative data
Target 17.14 Enhance policy coherence for sustainable development	17.14.1 Number of countries with mechanisms in place to enhance policy coherence of sustainable development	3	Administrative data
Target 17.15 Respect each country's policy space and leadership to establish and implement policies for poverty eradication and sustainable development	17.15.1 Extent of use of country-owned results frameworks and planning tools by providers of development cooperation	2	Administrative data
Target 17.16 Enhance the global partnership for sustainable development, complemented by multi-stakeholder partnerships that mobilize and share knowledge, expertise, technology and financial resources, to support the achievement of the sustainable development goals in all countries, in particular developing countries	17.16.1 Number of countries reporting progress in multi-stakeholder development effectiveness monitoring frameworks that support the achievement of the sustainable development goals	2	Administrative data
Target 17.17 Encourage and promote effective public, public-private and civil society partnerships, building on the experience and resourcing strategies of partnerships	17.17.1 Amount of United States dollars committed to public-private and civil society partnerships	3	Administrative data
Target 17.18 By 2020, enhance capacity-building support to developing countries, including for least developed countries and small island developing States, to increase significantly the availability of high-quality, timely and reliable data disaggregated by income, gender, age, race, ethnicity, migratory status, disability, geographic location and other characteristics relevant in national contexts	17.18.1 Proportion of sustainable development indicators produced at the national level with full disaggregation when relevant to the target, in accordance with the Fundamental Principles of Official Statistics	3	Administrative data
	17.18.2 Number of countries that have national statistical legislation that complies with the Fundamental Principles of Official Statistics	3	Administrative data
	17.18.3 Number of countries with a national statistical plan that is fully funded and under implementation, by source of funding	1	Administrative data
Target 17.19 By 2030, build on existing initiatives to develop measurements of progress on sustainable development that complement gross domestic product, and support statistical capacity-building in developing countries	17.19.1 Dollar value of all resources made available to strengthen statistical capacity in developing countries	1	Administrative data
	17.19.2 Proportion of countries that (a) have conducted at least one population and housing census in the last 10 years; and (b) have achieved 100 per cent birth registration and 80 per cent death registration	1	Administrative data





National Bureau of Statistics
Maldives