DHIVEHI AUTOMATIC SPEECH RECOGNITION SYSTEM

CPT311 Applied IT Project

Date of Submission: 18th November 2018

Supervisor: Adam Khalid

Ibrahim Hassaan - S047603

Mohamed Ifham - S048740

Adam Raaif Nasheed - S054659

Yameen Mohamed - S055680

Abstract

This report details the work done to create a speech recognition solution for Dhivehi language. The system was developed using CMUSphinx speech recognition toolkit, which requires the development of a text corpus to use as output, a phonetic dictionary (list of phonemes), a language model (probabilistic representation of word occurrences in language) and an acoustic model (mapping voice features to text). The latter two can be trained using provided audio and text data.

The development of our ASR system was carried out in two phases. The first phase dealt only with numbers (covering real numbers from 0 (inclusive), up to but not including 1 trillion). The second phase dealt with the entire Dhivehi language (with exceptions: it does not support *thikijehi thaana* and can only pick up the common Malé dialect).

The system developed during the first phase had an accuracy rate of 75% (which barely passed our set minimum acceptable rate), while the system developed during the second phase had an accuracy rate of 42.5% (which failed our set minimum acceptable rate).

Acknowledgements

We would like to express our sincere gratitude to the lecturers at the Faculty of Engineering, Science and Technology, without whose support this work would not have been possible. We are especially thankful to our supervisor Mr. Adam Khalid, for his encouragement and guidance throughout the completion of this project. We would also like to thank our advisor Mr. Basim Abdulla for being the inspiration behind us starting this project, Ms. Mariyam Nadhira for her assistance in providing rooms to set up our recording equipment, and Ms. Asma Rushdy and her students for spending their valuable time to contribute to our voice data collection.

We would also like to extend our appreciation to the lecturers at the Faculty of Arts: namely Ms. Azeeza Afeef for providing us her Dhivehi language corpus for use in our project and giving helpful information on Dhivehi linguistics, Mr. Mohamed Riyaz for his expertise on Dhivehi phonetics, and Messrs. Anwar Ibrahim and Abdul Rasheed Ali for their helpful advice and inspiration.

We wish to acknowledge the assistance given by the Academy of Dhivehi Language and its president Mr. Ashraf Ali, for providing valuable time, information and resources to help us achieve our goals.

We would also like to thank the staff of Public Service Media, for providing audio and text data with which to train and test the system.

Finally, we wish to offer our thanks to all our family and friends, for their invaluable support and confidence in us, and their time spent to help make this concept a reality.

Table of contents

Abstract i

Acknowledgements ii

List of figures vi

1. Context and preliminary investigation 1

1.1. Introduction 1

1.2. Reasons for such a system 1

1.3. Literature review 2

1.3.1. Current work done 2

1.3.1.1. CMUSphinx requirements 3

1.3.2. Acoustic feature extraction 4

1.3.2.1. The mel-scale 5

1.3.2.2. Filterbanks 6

1.3.2.3. Cepstra 7

1.3.2.4. MFCC calculation 7

1.3.3. Language model 8

1.3.4. Acoustic model 9

1.3.4.1. Dhivehi phonetics 10

1.4. General methodology 11

1.4.1. The ASR system 11

1.4.2. Recording 13

1.4.3. Training 13

1.5. Tools used 14

1.5.1. Speech recognition 14

1.5.2. API, website 14

1.5.3. Telegram bot 14

1.5.4. Smartphone app 14

1.5.5. Miscellaneous 14
2. Phase One: Number Recognition 15
2.1. Methodology 15
2.1.1. Recording process 15
2.1.2. Review process 16
2.2. Testing and evaluation 17
2.2.1. Choosing test phrases 17
2.2.2. Test success criteria and results 17
3. Phase Two: General Speech Recognition 18
3.1. Methodology 18
3.1.1. Text data collection 18
3.1.2. Crowdsourcing mechanisms 20
3.1.2.1. API for collecting and reviewing voice data 20
3.1.2.2. API for demo 21
3.1.2.3. Website for collecting and reviewing voice data 23
3.1.2.4. Website 1 for demo (Funa) 25
3.1.2.5. Website 2 for demo (Koi) 27
3.1.2.6. Smartphone app for collecting voice data (Kanvaaru) 29
3.1.2.7. Telegram bot for collecting voice data 30
3.1.2.8. Telegram bot for demo 33
3.1.3. Recording process 34
3.1.4. Review process 36
3.2. Analysis 37
3.2.1. Noises and noise removal 37
3.2.2. Phonetics and linguistics 39
3.3. Testing and evaluation 40
3.3.1. Effect of language model 41

3.3.2. Effect of voice pitch....42
3.3.3. Effect of data....42
4. Critical evaluation....43
4.1. Success of project....43
4.2. Suggestions for improvement if repeated, and future enhancements....44
4.3. Experiences gained....45
References....46
Appendices....47
Appendix A: Phrase list used for recording voices for Phase One (number) model 47
Appendix B: Phrase list A used for recording voices for Phase Two (main) model 52
Appendix C: Phrase list B used for recording voices for Phase Two (main) model....56
Appendix D: List of countries in Dhivehi....65
Appendix E: List of team meetings....74
Appendix F: Recording sessions timetable for Phase Two....77

List of figures

Figure 1: The relationship between the hertz- and mel-scales....5

Figure 2: Mel filterbanks....6

Figure 3: Process of acoustic modeling....9

Figure 4: Methodology used to create Dhivehi ASR system....12

Figure 5: Example list of phrases for number model....15

Figure 6: Accuracy of Phase One model....17

Figure 7: API help endpoint....21

Figure 8: API response if wrong file type is supplied....21

Figure 9: Successful conversion and output....22

Figure 10: Website recording page....23

Figure 11: Website main review page, showing list of recordings....24

Figure 12: Listening to a recording on the website....24

Figure 13: Decision screen of the website....24

Figure 14: Web UI for Funa....25

Figure 15: Web UI for Koi....28

Figure 16: Smartphone app screens....29

Figure 17: Telegram bot gender selector....30

Figure 18: Gender confirmation message....30

Figure 19: Welcome back message....31

Figure 20: Dictation prompt....31

Figure 21: Successful submission....32

Figure 22: If the user sends a picture in reply instead....32

Figure 23: User statistics....33

Figure 24: Telegram bot for demo 33

Figure 25: Example list of phrases for main model 34

Figure 26: Example waveform showing noise 37

Figure 27: Example waveform without noise 38

Figure 28: Sudden noise removal 38

Figure 29: Audio data used in training the base model 40

Figure 30: Audio data used in testing the hypothesis 40

Figure 31: Test results 40

Figure 32: WER comparison results 41

Figure 33: Effect of using more data to train the model 42

1. Context and preliminary investigation

1.1. Introduction

Dhivehi, the official language of the Maldives, has little been explored by the outside world until the late 20th century. Since 1980s with its introduction by Mahal Unit Press, Dhivehi typography has moved into the tech world with abundant fonts. However, little has been explored in Dhivehi language in other technological aspects such as natural language processing, automatic speech recognition, etc.

Hence, to evolve Dhivehi into the new technological era, Dhivehi has to be recognized by computer systems when spoken. Thus, an Automatic Speech Recognition (ASR) system for Dhivehi language is crucial.

1.2. Reasons for such a system

- Technologically advanced facilities such as ASR are lacking for Dhivehi. There have been attempts to address the shortcoming, with little to show for it.
- Such a system can improve access to technology, especially for people with limited or no knowledge of English, the de facto lingua franca of the modern age.
- Such a system can improve accessibility for people with special needs.
- Such a system can be expanded upon to allow further conveniences (eg: domotic appliance control).
- Such a system can contribute to the betterment of Dhivehi language. It can help create a market for Dhivehi based gadgets.

1.3. Literature review

1.3.1. Current work done

(by Yameen Mohamed)

Research into speech recognition has been going on for several decades, with several different approaches to the problem over the years. However, there have been no developments with regards to Dhivehi language in particular.

The following ASR software was researched to find the most ideal tool for the job of Dhivehi ASR:

- CMUSphinx
- Kaldi
- IBM Watson
- Google Speech API

CMUSphinx was chosen as it was free, open-source, customizable to suit the needs of Dhivehi ASR, and could output results in real-time. Kaldi could have better performance but does not output in real-time. Both Google's and IBM's solutions, despite having better accuracy, were not free for use.

1.3.1.1. CMUSphinx requirements

CMUSphinx is a speaker-independent, continuous recognition system which is designed to handle large vocabularies. It consists of hidden Markov acoustic models and an n-gram statistical language model which recognize speech using mel-frequency cepstral coefficients (MFCCs) extracted from split audio streams or .wav files (Kai-Fu, Hsiao-Wuen, & Reddy, 1990). Creating an ASR system using CMUSphinx requires the following components:

- **Text corpus:** One of the major reasons that Dhivehi currently lags behind in technological advancements is the lack of a comprehensive text corpus. There have been talks of work being done by the Academy of Dhivehi Language to create a corpus (SunOnline, 2018), but so far only small-scale corpora exist for personal projects ([Sofwath], 2018). Projects such as ASR require a much larger corpus, however.
- **Phonetic dictionary:** There exists a list of around 32000 Dhivehi words online ([kudanai], 2012), which could be converted to their phonemic representation. This list contains just root words, however (e.g. the list contains the word *aharen* but not the related word *aharenge*).
- **Language model:** Language models are derived from corpora, but as no suitable corpus for Dhivehi exists, no language model for Dhivehi was found.
- **Acoustic model:** Unlike other common languages, Dhivehi language does not have many audio data sources publicly available that could be used to generate a good acoustic model, nor was it feasible to adapt an existing acoustic model from another language.

1.3.2. Acoustic feature extraction

(by Adam Raaif Nasheed)

One of the first steps in recognizing speech is to clean up the input audio of any component that is unnecessary (i.e. components that do not have any linguistic property, such as background noise). This process is known as feature extraction.

The general idea behind feature extraction is to generate a digital representation that closely mimics human speech and auditory systems, which can then be used in statistical analysis. There have been several methods or processes developed that help solve this problem. One of the most commonly used methods with current ASR systems is mel-frequency cepstral coefficients.

1.3.2.1. The mel-scale

The mel-scale (named after the word "melody") is a scale of measurement of frequency or pitch. It is based upon the perception of sound. The perceived distance between equidistant frequencies on the mel-scale are equal, unlike the hertz-scale. This scale is useful because humans do not perceive pitch linearly: the difference between two low-frequency hertz values is more apparent to a listener than two similarly spaced high-frequency values.

As the mel-scale is based upon perception and is not a standardized unit, there is no universally agreed upon formula for conversion between the mel-scale and the hertz-scale (the standard unit of measurement of frequency). An approximated formula for the conversion of hertz to mel is

$$m = 2595 \log_{10}\left(1 + \frac{h}{700}\right)$$

where m is the frequency in mels, and h is the frequency in hertz (O'Shaughnessy, 1987; Xu, et al., 2004). This logarithmic relationship can be seen in Figure 1.

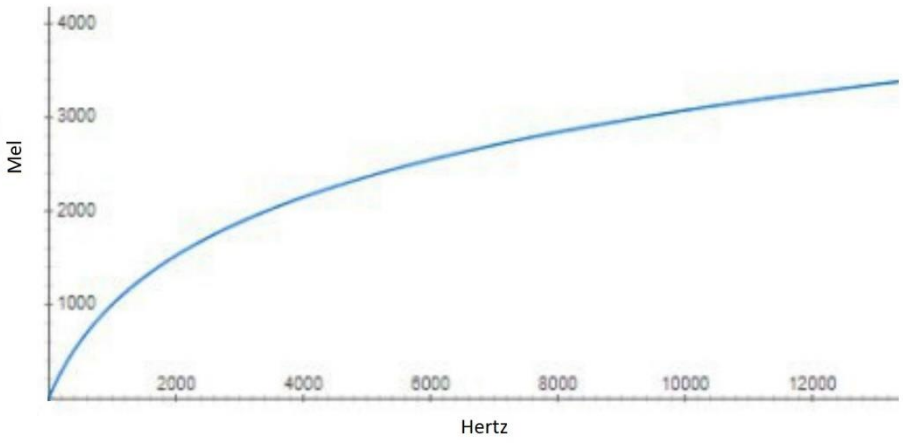

Figure 1: The relationship between the hertz- and mel-scales

1.3.2.2. Filterbanks

Another feature of the human ear (or more specifically, the cochlea) is how it acts as a filter for certain frequencies, as it concentrates on those rather than the entire spectrum. These filters are spaced further apart the higher the frequency is (Lopez-Poveda & Meddis, 2001). This feature can also be mimicked by the use of filterbanks based on the mel-scale.

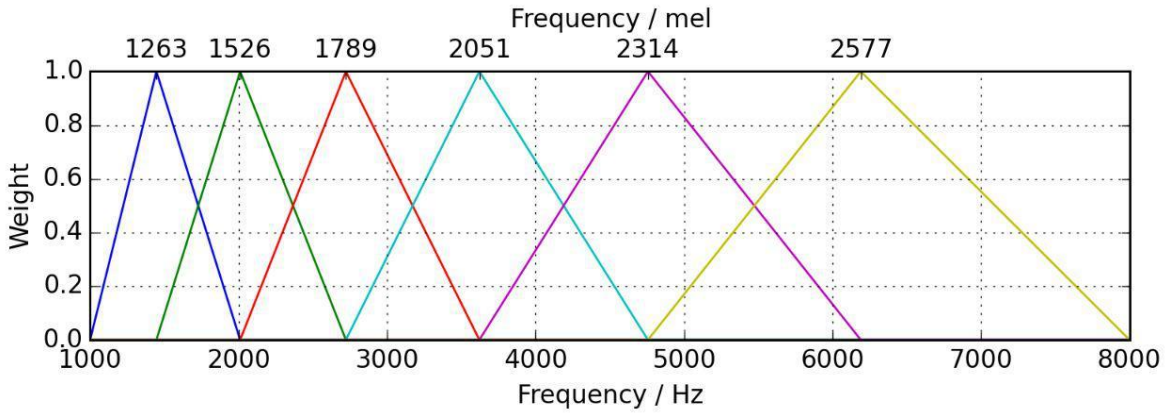

Figure 2: Mel filterbanks

1.3.2.3. Cepstra

A cepstrum is the result of applying the following formula to a spectrum:

$$\mathcal{F}^{-1}(\log(|\mathcal{F}(f(t))|^2))$$

where $f(t)$ is the spectrum based on time t, $\mathcal{F}(x)$ is the discrete Fourier transform (DFT) of x, and $\mathcal{F}^{-1}(x)$ is the inverse discrete Fourier transform of x. The name "cepstrum" is a play on the word "spectrum" where the first few characters are written in reverse order.

1.3.2.4. MFCC calculation

Mel-frequency cepstral coefficients (MFCCs) are coefficients that make up a mel-frequency cepstrum (MFC). These coefficients can be calculated by applying the following steps (Xu, et al., 2004):

- Divide the input signal into short frames or windows (about 20ms each).
- Take DFT of each window to get power spectra.
- Use the mel filterbanks on power spectra to discard noises that typically won't be heard by the human ear, and get sum of amplitudes for each filterbank region to produce a mel spectrum.
- Take logarithm of the mel spectrum, then get discrete cosine transform of the log values. MFCCs are the amplitudes of the resulting spectrum.

Variances in some of the steps (e.g. length of each frame, size or spacing between filterbanks, number of filterbanks used) can yield different results (Fang, Guoliang, & Zhanjiang, 2001). These coefficients are a good feature for speech recognition systems, for use in further analysis or interpretation.

1.3.3. Language model

(by Mohamed Ifham)

Language model is an art which helps to operate in major areas of interaction between human and machine to deliver good performance, such as spelling corrections, handwriting recognition, machine translation, optical character recognition (OCR), speech recognition, etc (Goodman, 2001). The purpose of a language model is to provide probable sequence of words, which is derived from corpora.

In automatic speech recognition (ASR), acoustic model alone cannot deliver expected output, without language model. There are several kinds of issues which need to be solved, such as word ambiguity and word boundaries. Especially in continuous speech, language model is needed to minimize the search area and get better, more accurate results. Therefore, it is an important component of ASR. There are different types of language models. However, each of these models have its own pros and cons. Some of these models perform better alone, while others work better when combined. The most popular two models are statistical language models and neural language model.

In statistical language model, it is not only dealing with allocation of possible sentences in language, it can do much more. It assigns probable arrangement of all words and predict next word in line (Goldberg, 2017). Neural language models (NLM) has grown its popularity due to its outstanding performance. NLM deliver better solution for challengers that identify traditional language models when it deals with larger model (Goldberg, 2017).

1.3.4. Acoustic model

(by Ibrahim Hassaan)

Acoustic model is a statistical representation of the relationship between feature vector of audio signals and the linguistic properties or phonemes of speech. The model is achieved by training the speech recordings with corresponding transcripts in a specialized software. Some of the most common types of acoustic models are neural networks, hidden Markov model (HMM), maximum entropy models and segmental models (Droppo, 2004). CMUSphinx uses HMM acoustic models.

In a typical HMM acoustic model, system uses a list of phonemes which are trained (eg: A, IH, U, E) and a phonetic dictionary or lexicon which contains a list of words with corresponding phoneme set.

Example phonetic dictionary:

ފަހެއް EH K EH QQ

ފަގަރ EH G AA R AH

The decoder of ASR uses feature vector of the speech to find a matching pattern in HMM. When a matching phoneme is found in HMM, the decoder keeps track of all the phonemes until a pause or word break. Then the decoder uses the phoneme set to identify the spoken word in phonetic dictionary.

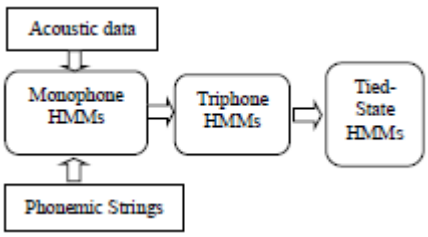

Figure 3: Process of acoustic modeling

With a large vocabulary, the accuracy of the word predicted by the acoustic model can be very low as there are more possibilities. Thus, a language model is used to give a sequence of words that are more probable.

1.3.4.1. Dhivehi phonetics

The phonemic inventory of Maldivian consists of 29 consonants and 10 vowels. Like other modern Indo-Aryan languages, the Maldivian phonemic inventory shows an opposition of long and short vowels, of dental and retroflex consonants as well as single and geminate consonants (Maumoon, 2002).

Dhivehi is a very phonetic language. This makes it easy to make acoustic model than with English. However, no there is no proper research on phonetics of Dhivehi language.

Even with high phonetic pattern in Dhivehi language, there are special cases where written Dhivehi and spoken Dhivehi are different. There are three main cases where written Dhivehi and spoken Dhivehi differs (Mohamed, 1958):

1. When specific consonants (*thaa*, *shaviyani*) comes together with a *sukun* (eg: *baiy* ބައި).

2. When a lone *noonu* comes in a word (eg: *an'bu* ހަނދު).

3. When two vowels sound comes together specially in a linguistic pattern called *aibaifili* (eg: *jahaifi* ޖަހައިފި).

1.4. General methodology

1.4.1. The ASR system

The Dhivehi ASR System will be able to take input from an audio source (whether spoken directly or through an audio file), detect any Dhivehi speech within that audio, and then output what was spoken in *Thaana*. The system does this by applying probabilistic analysis based on a large set of text data previously collected (the corpus). Hence, it will not have any intrinsic knowledge of Dhivehi grammar or spelling rules.

It does this by first splitting the input audio into small chunks, filtering out the noise and normalizing it to make it ideal for identification of phonemes (distinct sounds that make up spoken words). The system then listens for cues in the audio (such as audio that matches a known set of phonemes that the system was previously trained on, or silences that help distinguish between words), and then uses statistical analysis to deduce the words (and by extension, the phrase or sentence) being said. Because of the method used, the accuracy of the outputs can improve over time as it receives more voice and dictionary data to train on.

The system will use an iterative model of development, because the model is continually improved based on the data that is gained, and it can be expanded upon later. This report will detail two such phases of development: the first phase will be restricted to just number recognition, and the next phase will deal with the entire language (with some caveats, discussed later in this report).

One of the earliest development steps is to gather text data from multiple sources. This can be from news articles, books, journals, etc. This data is preprocessed and used to develop a text corpus for Dhivehi (a large unstructured set of texts used for linguistic analysis), a phonetic dictionary (a map of vocabulary words to their phonemic equivalents), and a language model.

The aforementioned text data is then split into phrases for use with voice data collection methods. There are three collection methods planned for development: a Telegram bot, a website and a smartphone app. Since voice collection is crowdsourced, collected voice data needs to undergo manual reviewing so that we can ensure that the system is not being fed garbage data.

Training and developing an acoustic model is the next stage. As more and more voice data is gathered, the system can train using that data and continually improve its speech recognition.

The final stage of each iteration of the project is testing the trained models. A section of the voice data can be set apart for this purpose, while the rest is used to train the system. The system can also be tested by speaking to it in real-time. If the accuracy of the recognition by the system is greater than 75%, the project can be concluded as successful.

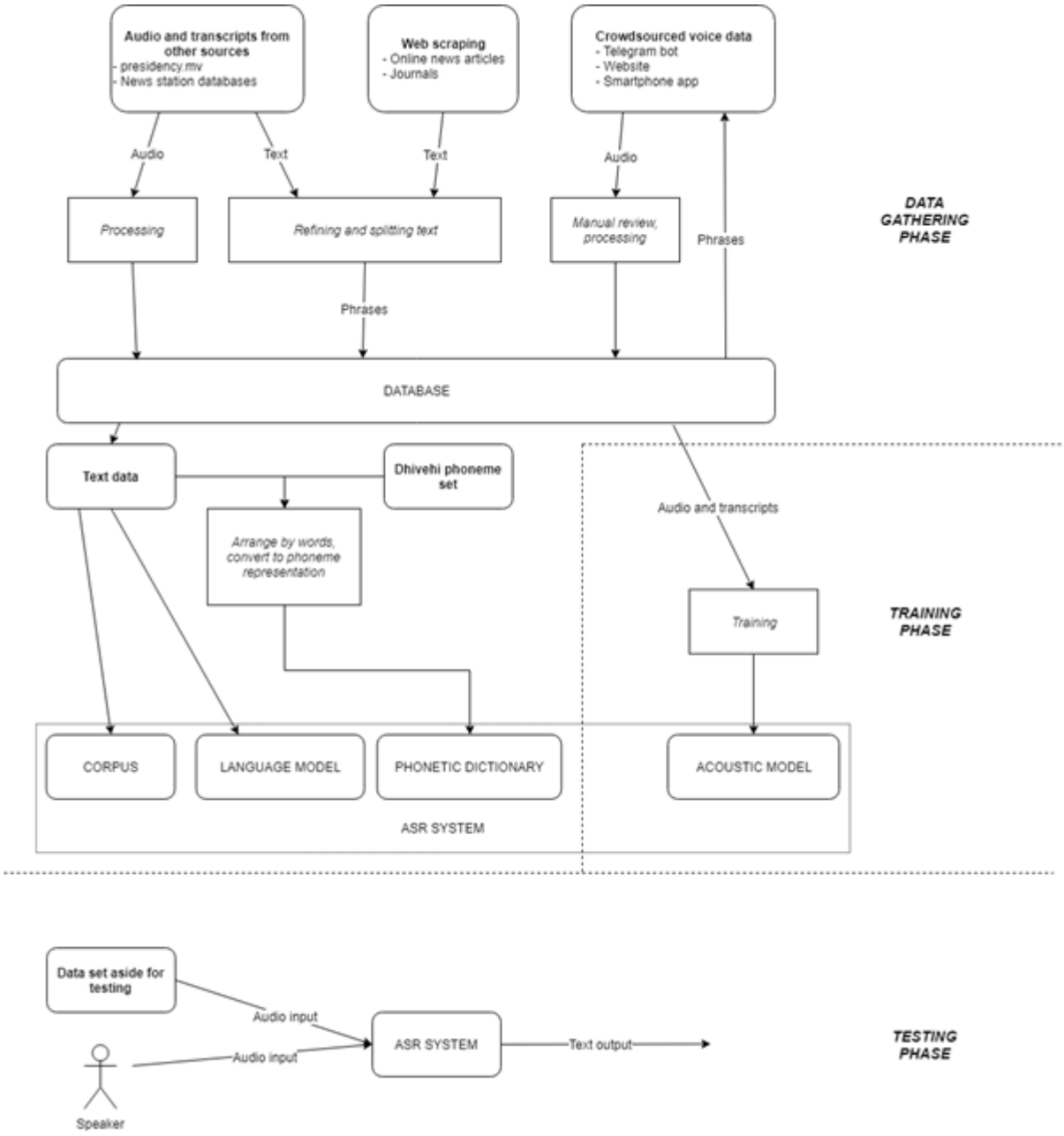

Figure 4: Methodology used to create Dhivehi ASR system

1.4.2. Recording

Each speaker was provided with the set of 151 phrases. As a general guideline during recording, the speakers were asked to maintain a set of parameters.

- **Sampling rate:** 16 kHz
- **Bitrate:** 16 bits per sample
- **Channel:** Mono

For consistency and ease of training, Audacity was used as the recording tool with a preset setting as shown below. For speakers who opted to record from mobile phones or any other device where controlling the said parameters was not possible, the recordings were later post-processed with Audacity with these controls and parameters in place.

1.4.3. Training

The following files are needed to train the system using CMUSphinx:

- **Fileids file:** A text file where all the recorded .wav file IDs (paths) are listed. Each line contains the names of the recordings (utterance IDs) and the path in a file system.
- **Transcription file:** A text file containing the corresponding text for each audio file and the file name of audio file.
- **Phonetic dictionary file:** A text file containing every word of training data, and its corresponding phonetic transcription.
- **Phoneset file:** A text file containing the list of all unique phones used in the phonetic dictionary file.
- **Filler dictionary file:** A text file containing the filler phones (eg: breaths, “hmm”, etc.)

1.5. Tools used

1.5.1. Speech recognition

- CMUSphinx 4
- PocketSphinx
- Visual Studio (for compiling on Windows)

1.5.2. API, website

- Laravel

1.5.3. Telegram bot

- Netbeans
- Telegram for iOS/Android
- Telegram bot API via telegrambots Java library

1.5.4. Smartphone app

- Ionic
- React Native
- Visual Studio Code

1.5.5. Miscellaneous

- Python for text data cleaning, transcript creation, phonetic dictionary creation
- PHP, jQuery for web recording and review
- Brackets for text editing
- PhpStorm for web development
- Adobe Audition for visualizing formants and other audio features
- Audacity for editing audio files during reviewing process
- ffmpeg for converting audio files to required format

2. Phase One: Number Recognition

2.1. Methodology

2.1.1. Recording process

For the numbers model, 151 phrases were generated such that permutations of each distinctly pronounced numbers (1 to 29) and the place values (30, 40 and so on for tens; 100, 200 for hundreds, etc. up to the billions) were included. Each phrase is stored on a separate text file. The files were named incrementally, with each prefixed with “n_xxx” where x is the chronological number.

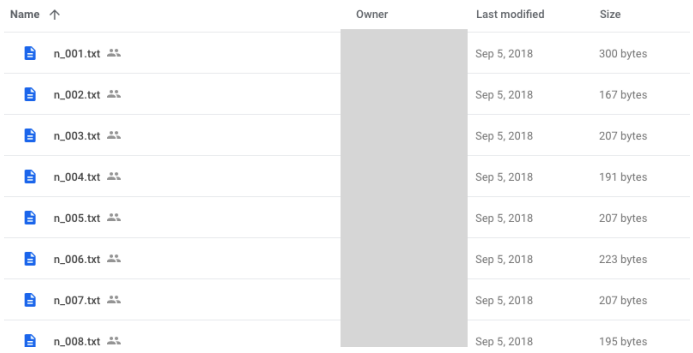

Name	Owner	Last modified	Size
n_001.txt		Sep 5, 2018	300 bytes
n_002.txt		Sep 5, 2018	167 bytes
n_003.txt		Sep 5, 2018	207 bytes
n_004.txt		Sep 5, 2018	191 bytes
n_005.txt		Sep 5, 2018	207 bytes
n_006.txt		Sep 5, 2018	223 bytes
n_007.txt		Sep 5, 2018	207 bytes
n_008.txt		Sep 5, 2018	195 bytes

Figure 5: Example list of phrases for number model

Sample phrases:

n_068·txt - ތިންއަހަރު ފަސްފަހަރު ދެ ހާސްދުވަހު ހަތަރު ސަތޭކަ ތިންދިހަ ފަސް

n_079·txt - ތިންއަހަރު ފަސްމަހު ފަސް ހާސްދުވަހު ދެ ސަތޭކަ ފަސްތިރީ ފަސް

(See Appendix A for the full list of phrases used.)

2.1.2. Review process

After the recording, the recorded audio files are reviewed. During this process, each audio file was listened by the reviewer for the lapses and noises and overall speech disposition, with respect to the duration between the words and syllables. Any Freudian slips will be addressed as follows:

- **Re-recording:** For significant variances, the speaker is re-invited to record the mismatching phrases. Often the recordings with considerable background noise are more prone to errors. Hence those recordings are replaced with new recordings. Also some of the recordings were partially done where possible. In these cases the tone, tempo, amplitudes, distortions etc. are often difficult to match. In the entire process, the partial adoption was only done and the manual touches were minimal to maintain the organic sound profile for better results.

2.2. Testing and evaluation

2.2.1. Choosing test phrases

Random phrases were chosen from the number speech corpus. The phrases chosen comprises less than 10% of the corpus. Due to the lack of data, similar transcript phrases were used between test subjects.

2.2.2. Test success criteria and results

As numbers corpus is a restricted domain, the success of the model is expected to have more than 70% accuracy.

The model was 75% accurate: of 1244 words, 928 was accurate.

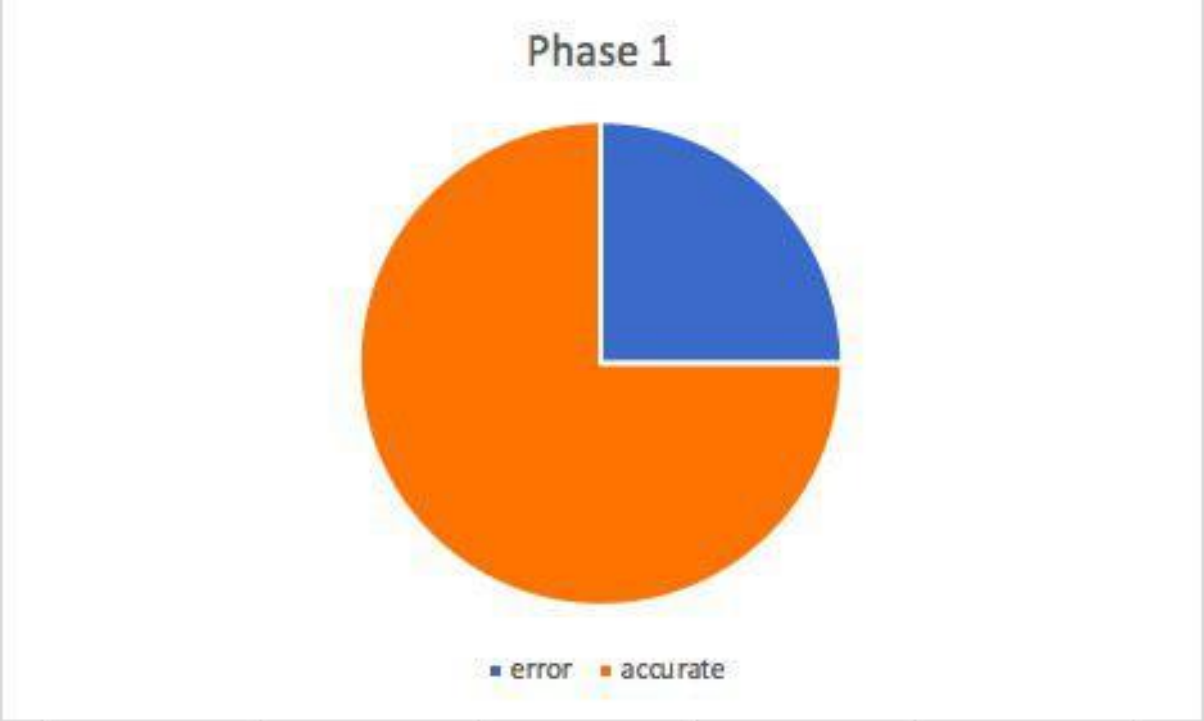

Figure 6: Accuracy of Phase One model

3. Phase Two: General Speech Recognition

3.1. Methodology

3.1.1. Text data collection

Data for this model was accumulated from various online sources including local online news websites, religious transcripts, legislative publications and other miscellaneous sources.

For the preliminary data collection, more than 600Mb of data was collected by web-scraping. However, it hardly had any corresponding audio or video data available online. Neither the government organizations nor anybody known working in the field happened to have any such data that could be used, except for the speeches delivered by the president at various occasions which were made available on the website presidency.gov.mv. Nevertheless, this dataset alone was not sufficient as the model demands for multiple voices to be fed for the same text so that the model can better understand the vocal properties involved in each sound unit in the text. Having those speeches recorded by other people was impossible given the time constraint and the limitation of resources.

Consequently, the only option left was to collect audio data for the textual data payload that was already collected. The large text file was then tokenized into phrases such that one phrase does not have more than 18 words. The number of resultant phrases exceeded a million, and it was surely good enough data to develop the model given that we collect the respective set of audio.

Upon random sample reviewing, it proved to need cleaning. Texts collected from local news (which was the major chunk of the collected large set) had logical and semantical errors. Also, since there were no context-aware filters applied at any phase in the data collection or processing, the phrases contained biased, confidential, sensitive contents as well. On a separate note the texts contained borrowed words, foreign words (primarily English and Arabic) and words that do not exist in the prescribed dictionary which are going to be nothing but noise for our model since the dictionary, phonetic model and language model do not account for anything that does not exist in the vocabulary published by the authorities.

Furthermore, delimiting the sentences to a fixed length also yielded to logically invalid phrases. Hence the collected data further need an intense cleaning process which required a considerable amount of time and human resources.

For the cleaning, a heuristic approach was adopted. The foreign elements were removed and adjusted wherever possible, eg:

- *Khaa* as in *khabaru -> Haa* (*habaru*)
- *Qaafu* as in *qaumu -> Gaafu* (*gaumu*)

Some of the sounds were included in the phonetic dictionary and also some of the words were added to the dictionary considering their frequency of occurrence in the general language usage, eg: *Allah, assalaam alaikum*, etc.

3.1.2. Crowdsourcing mechanisms

3.1.2.1. API for collecting and reviewing voice data

(by Yameen Mohamed)

Audio recording even by a single person for the kind of huge dataset that resulted was again impossible given the time and resources. Thus a mass contribution mechanism was planned. As such an API-based web application was developed which catered to the following:

1. Contributor
    a. Registration
    b. Authorization
    c. Contribution
    d. Statics
2. Moderator
    a. Authorization
    b. Contribution analysis
    c. Moderation
3. Administrator
    a. User creation
    b. Data import (phrases)
    c. Data revision

Upon creating a phrase, the API does the necessary pre-checks and calculates the statistics for the phrase. The statistics include:

- number of words
- number of syllables
- the set of individual syllables
- a rough estimate of the duration of the audio file
- a recommended tempo rate at which the speaker should speak

Also upon submission of audio file, the API cross-checks the audio file against the metadata calculated for the phrase to automate a limited but valid checks to avoid manual validations. Also a tempo rate is calculated from the audio so that it could be used during training to improve the process.

3.1.2.2. API for demo

(by Yameen Mohamed)

This API takes voice file as input, and outputs the speech-to-text result in JSON.

The API has two endpoints:

- Help (see Figure 7)
- Audio submission and conversion (see Figure 8 and Figure 9)

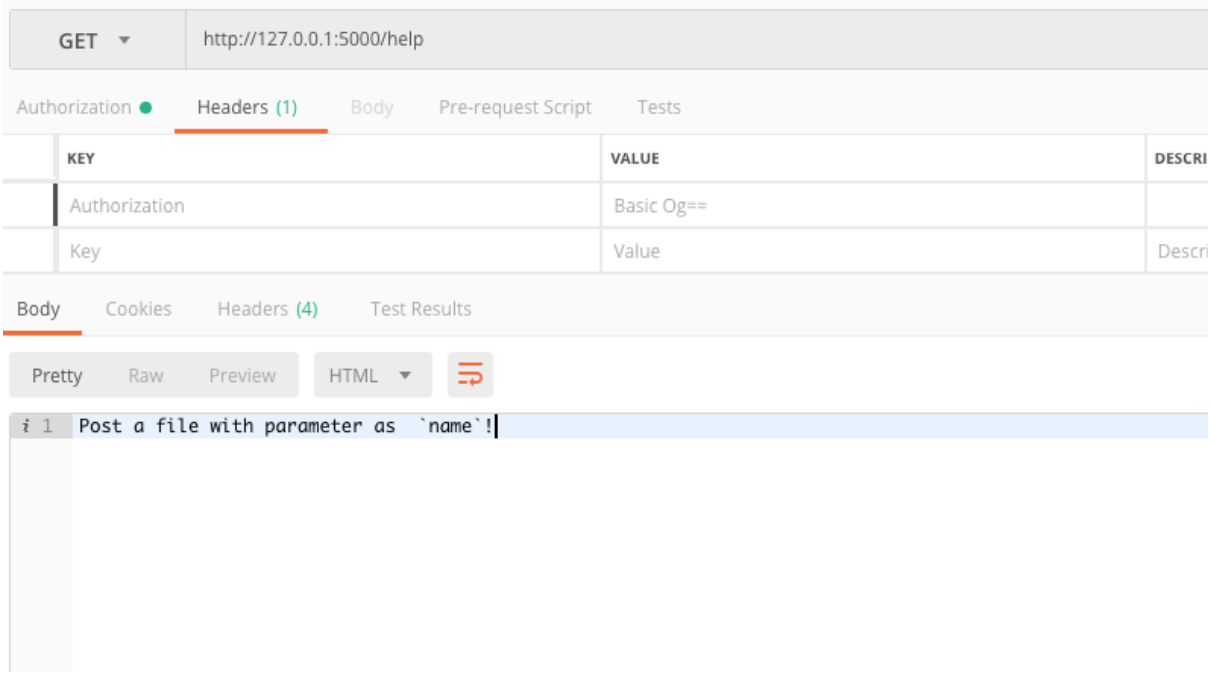

Figure 7: API help endpoint

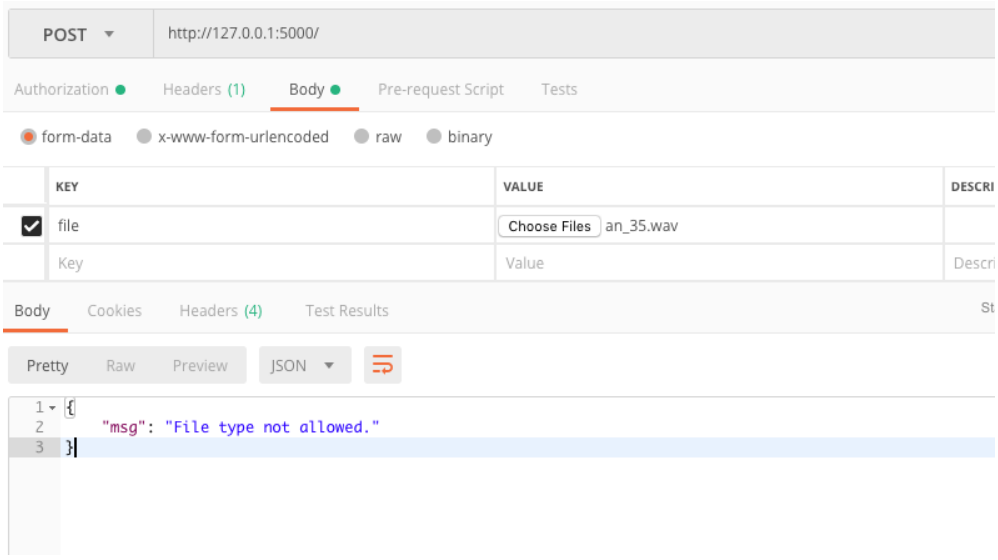

Figure 8: API response if wrong file type is supplied

Figure 9: Successful conversion and output

Prerequisites:

The API requires the user to have basic knowledge in executing Python scripts. The API is developed with Python3 with the following dependencies:

- flask (Flask, request)
- werkzeug.utils (secure_filename)
- os, shlex, subprocess, codecs, json

The CMUSphinx toolkit needs to be installed and the environment variables must be set as mentioned in the documentation.

To run the API service execute the following command in the terminal with in the root directory of the project:

```
>> python3 app.py
```

3.1.2.3. Website for collecting and reviewing voice data

(by Ibrahim Hassaan)

Along with the API, a website was made at https://dhivehi.info to appeal to the general public for contributions. The contribution panel and administration panel was also hosted as part of the website.

When a regular user logs in to the web page, Figure 10 shows the first screen they see. The screen will be loaded with a unique phrase for the user. Upon clicking the record button, the syllables gets highlighted at a given rate. Upon finishing the dictation, the user has to stop the recording. Then, the user can review the recording and upload the recording if they choose to do so.

Figure 10: Website recording page

Review page consists of 3 major screens:

- Screen listing the phrases pending review (see Figure 11)
- Screen where the reviewer can listen to a selected recording (see Figure 12)
- Screen where the reviewer can accept or reject a recording, and optionally add a remark (see Figure 13)

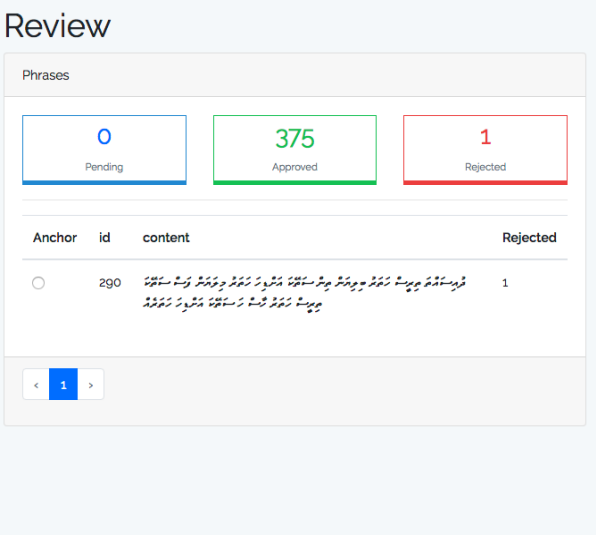

Figure 11: Website main review page, showing list of recordings

Figure 12: Listening to a recording on the website

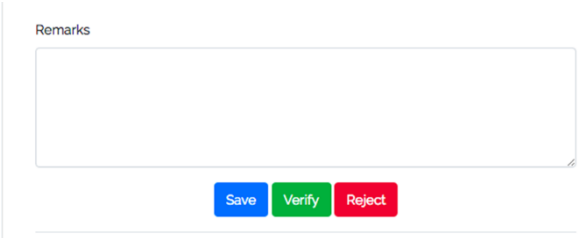

Figure 13: Decision screen of the website

3.1.2.4. Website 1 for demo (Funa)

(by Mohamed Ifham)

Figure 14: Web UI for Funa

Prerequisites

- Java
- Gradle
- Terminal
- Internet connection (for dependencies while building)

Dependencies

```
dependencies {
    compile group: 'org.springframework.boot', name: 'spring-boot-starter-websocket', version:'2.0.5.RELEASE'
    compile group: 'org.springframework.boot', name: 'spring-boot-starter-tomcat', version:'2.0.5.RELEASE'
    compile group: 'javax.servlet', name: 'jstl', version:'1.2'
    compile group: 'org.apache.tomcat.embed', name: 'tomcat-
```

```
embed-jasper', version:'8.5.34'
    compile group: 'edu.cmu.sphinx', name: 'sphinx4-core',
version:'5prealpha-SNAPSHOT'
    compile group: 'edu.cmu.sphinx', name: 'sphinx4-data',
version:'5prealpha-SNAPSHOT'
     implementation('org.springframework.boot:spring-boot-
starter-web')
     testImplementation('org.springframework.boot:spring-boot-
starter-test')
}
```

To build and run the solution, execute the following commands on the terminal with in the project root folder:

```
>> ./gradlew build

>> gradle bootRun
```

3.1.2.5. Website 2 for demo (Koi)

(by Ibrahim Hassaan)

This is a simplified way to run Dhivehi ASR in a webserver.

Requirements

- Python 3+
- Webserver configured to run Python
- Internet connection (for script to download required files)

Setup

1. Extract `koi-asr.zip` to host folder
2. Run `script.bat` for DOS systems, `script.sh` for UNIX systems
3. Allow webserver to run Python scripts

Add “AddHandler cgi-script .py” to httpd config file or to virtual host file:

```
<VirtualHost *:80>
        AddHandler cgi-script .py
        DocumentRoot "E:/www/speech"
        ServerName beta.test
</VirtualHost>
```

4. If you are running the app on an unsecure host, add the domain to secure zone of the browser. For example, in Chrome:
    a. Go to chrome://flags/
    b. Search "Insecure origins treated as secure"
    c. Add the domain in the text area, enable, and re-launch Chrome

Usage

Figure 15 shows the web UI of Koi. Press record button and speak. When done, stop recording and submit. The response will be displayed on-screen, as shown in the figure.

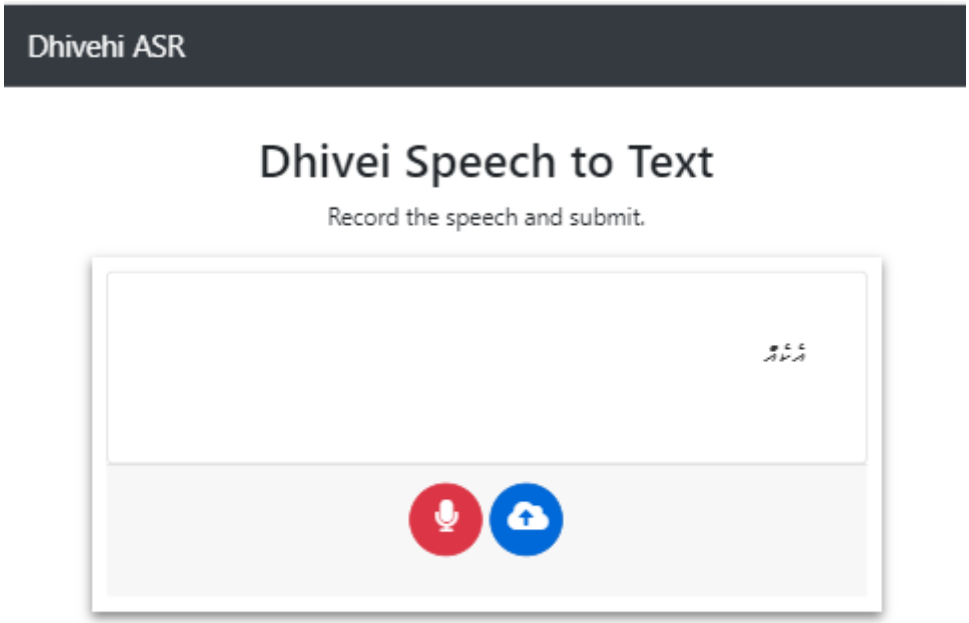

Figure 15: Web UI for Koi

3.1.2.6. Smartphone app for collecting voice data (Kanvaaru)

(by Mohamed Ifham)

A mobile application was developed for both iOS and Android to ease user contribution. The application supported all the aforementioned API features.

The first screen of the app (shown in Figure 16) shows a description of what the app is about, and an optional form for collecting some useful data.

Once the user is registered, they are taken to the recording screen (shown in Figure 16). Here, the contributor can see their ID, and the currently displayed phrase number. Sound control buttons for recording and playback are at the bottom of the screen. There are also two larger buttons in the middle of the screen: one to change the phrase, and the other to upload the recording.

Figure 16: Smartphone app screens

3.1.2.7. Telegram bot for collecting voice data

(by Adam Raaif Nasheed)

A Telegram-based bot was also developed to quickly propagate the outreach. The bot was similar to the personal assistants and it also supported all the features that API provided besides the user experience that comes with Telegram platform.

When a user first contacts the bot (the first message sent to any Telegram bot is always "/start"), they are given the choice of letting the system know their gender (see Figure 17). This data is useful as male and female voices have very different pitches.

Upon tapping one of these buttons, their selection is saved on the server, and the message is edited to show confirmation (see Figure 18).

If the user sends the "/start" command to the bot again after they have selected a gender (i.e. pressed either Male or Female on the selection above), they are greeted normally without the option to re-select gender (see Figure 19).

In either case (i.e. whether the user is newly registered or returning), they are then given the prompt to use the command "/dictate" or "/stats" (see Figure 18 and Figure 19).

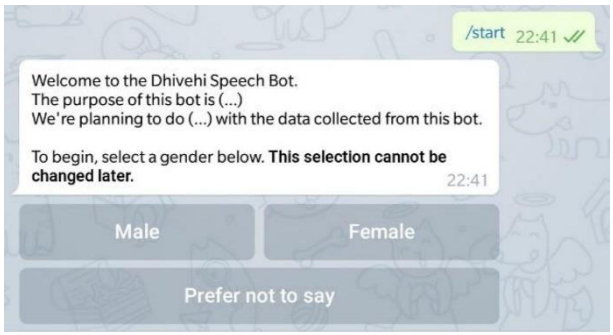

Figure 17: Telegram bot gender selector

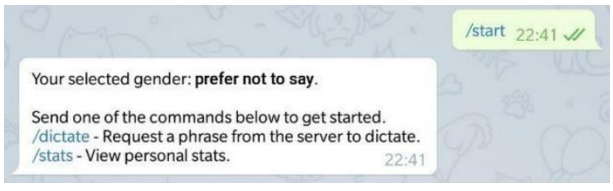

Figure 18: Gender confirmation message

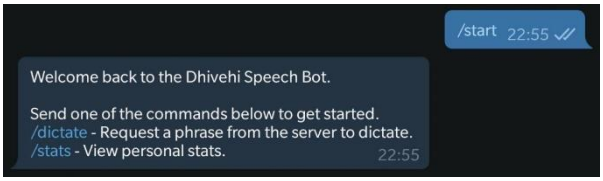

Figure 19: Welcome back message

When the user sends the "/dictate" command, they are given detailed instructions on how to achieve best results, then given a phrase to dictate (see Figure 20).

Once the user records their voice and sends their dictation, it is stored in the server, and the user is sent a confirmation message and the option to keep going (see Figure 21).

If the user sends an erroneous message in reply to the prompt, they are shown an error message with instructions on how to try again (see Figure 22).

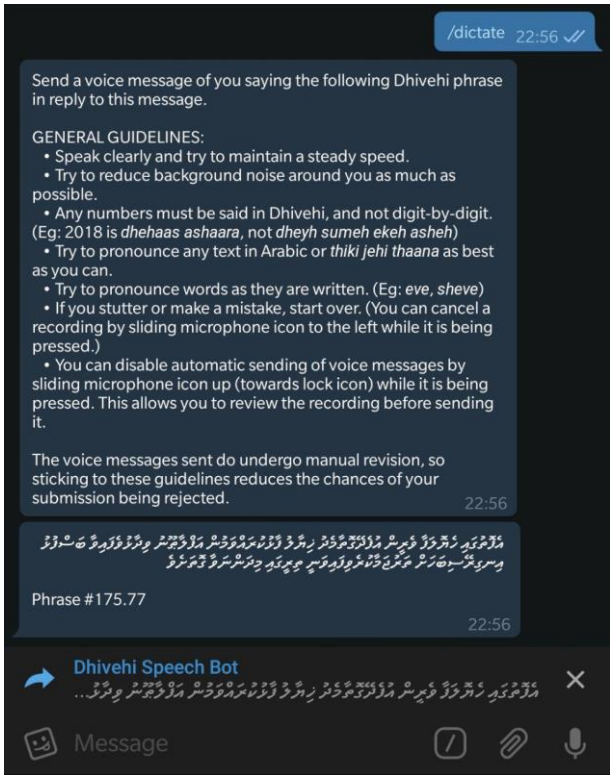

Figure 20: Dictation prompt

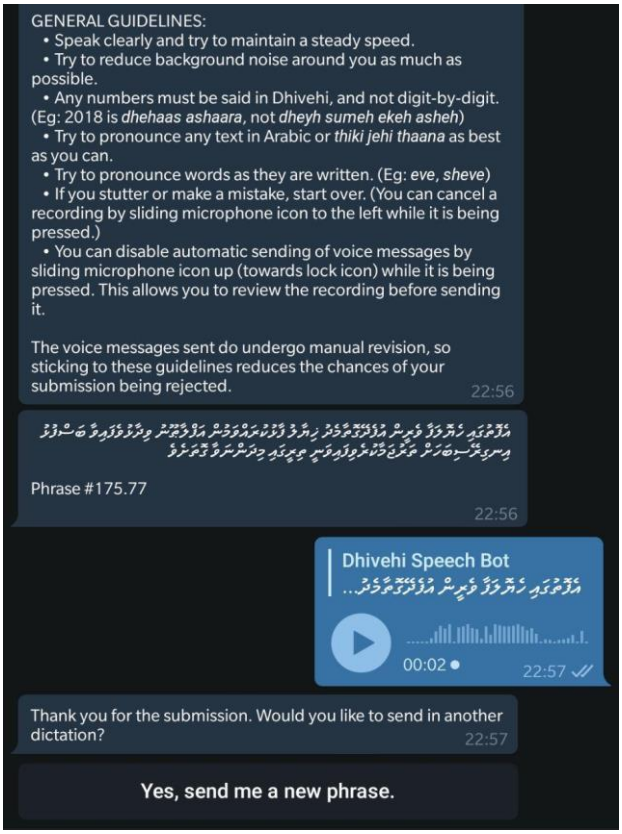

Figure 21: Successful submission

Figure 22: If the user sends a picture in reply instead

When the user sends the "/stats" command, they are given a few statistics with regards to their submissions (see Figure 23). They can view their gender selection, and get a sense of their approval ratio here.

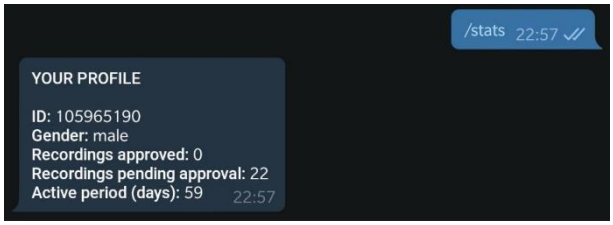

Figure 23: User statistics

3.1.2.8. Telegram bot for demo

(by Adam Raaif Nasheed)

A second Telegram bot was also created to act as a demo for the intermediate (Phase One) model. It simply accepted voice input (as .wav file upload, or through Telegram voice recording feature), and processed it using the Phase One model to produce and display an output (see Figure 24).

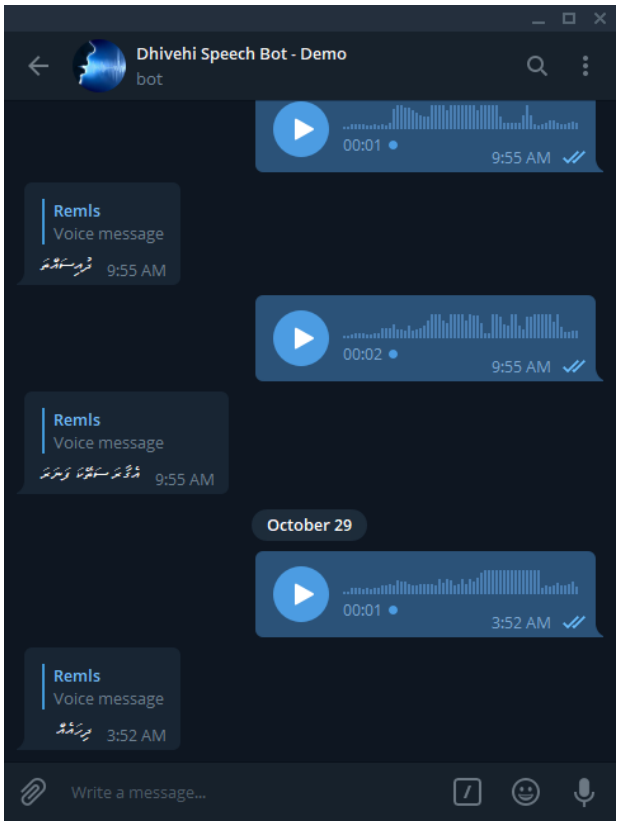

Figure 24: Telegram bot for demo

3.1.3. Recording process

The dataset was trimmed to accommodate the absolute minimal to train the model. As such a set of 83 phrases were made up from the data collected. During the phrase selection, it was primarily kept in focus to include all the phonemes in the phoneme set. More importance was given to the words with more likelihood of occurrence. During this process, grammar or language was not considered hence the readers might find the phrases a bit difficult to narrate.

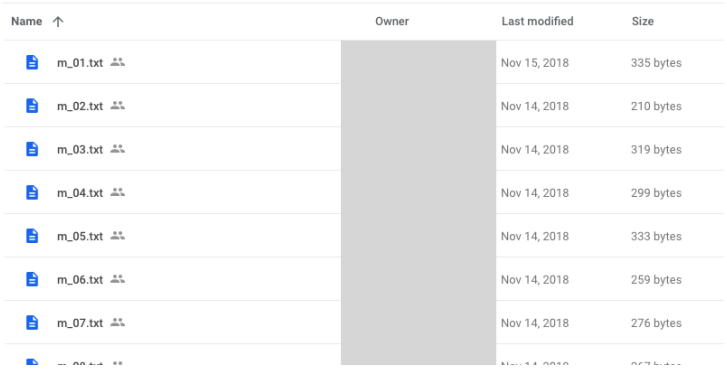

Name	Owner	Last modified	Size
m_01.txt		Nov 15, 2018	335 bytes
m_02.txt		Nov 14, 2018	210 bytes
m_03.txt		Nov 14, 2018	319 bytes
m_04.txt		Nov 14, 2018	299 bytes
m_05.txt		Nov 14, 2018	333 bytes
m_06.txt		Nov 14, 2018	259 bytes
m_07.txt		Nov 14, 2018	276 bytes

Figure 25: Example list of phrases for main model

Sample phrases

m_01.txt - ތަންކުޑަ ތަނެއްގައި ކާނާ ލައްވާ ދެ ބަޔަކު ދެ ދަރިންނާ ދެ ކުދިންނާ ދެ ކައިވެނި ކުރެއްވި ދެ ބަޔަކު

m_12.txt - ދިހަ ހަތަރު ކުދިން ހިނިތުންވެ ކުޑަ ކުދިންގެ ކުޅިވަރުތަކަށް ބަލަން ގޮސްކަ

(See Appendix B for the full list of phrases used)

For the purpose of collecting audio for the phrases, 3 classrooms at Faculty of Engineering, Science and Technology were booked during a weekend (see Appendix F). About 25 people were invited to record the 83 phrases. A sophisticated microphone with attached equalizer and morpher was set in one of the classrooms. Mobile phones were used in the other room as the device for recording. The maximum number of speakers accommodated in parallel were 3.

A set of general instructions were given to each speaker prior to the recording session. The rules were however applied to the speakers recorded with the computer aided with the microphone. The mobile based recordings are always accompanied with one of the members of the project team.

The instructions were:

1. Keep reading from the first phrase till the end
2. Give a pause of about 3 seconds between each two phrases
3. In case there happens a lapse read it from the immediate last word
4. Do not have silences in between that are more than 3 seconds.

For the mobile-based recordings, each phrase was recorded to a separate audio file.

3.1.4. Review process

Reviewing the audio file was done with Audacity. Some of the recordings had one file for each phrase, and others had a single file for all the phrases. During this process, the parameters mentioned earlier were enforced.

- **Phrase splitting:** For those audio files with all the phrases comprised in the file, it needed to be split for each phrase separately. For this, Audacity's labels and multiple export was used. The three-second gap was used as a delimiter for Audacity to automatically split the audio file into phrases. This task did not quite take a smooth road. Some of the audio files had much shorter gaps left, despite the clear instructions. Also some had longer pauses in between. Hence, the automatic split resulted in more than 83 files. To fix this, those audio files were manually processed. Each file was listened to and the separators labelled manually, and then were split to extract the 83 phrases.
- **Reviewing:** Each phrase per user was listened to for errors, and wherever applicable, the respective transcription file was updated. Since it was not possible for the re-recording at this stage, audio files were edited to remove the areas that could not be fixed. Silences and noisy patches found on the audio file were also removed. Corrections made by the person during recording were also either included in the transcript file or removed from the audio file.

3.2. Analysis

3.2.1. Noises and noise removal

To get better accuracy, the audio files were reviewed carefully and thoroughly. It was noticed that there was presence of traffic and other noises in the captured audio files. Therefore, Adobe Audition and Audacity was used to reduce the noises noticed in the audio files. However, another issue encountered when trying to reduce noise was the audio becoming more robotic, and the speaker's voice losing its natural flavour. Some audio files had to be discarded because the noise could not be corrected effectively.

As seen in Figure 26, both waveform and spectral frequency display provide a clear picture of the audios. This audio was recorded from a small speech in the Faculty of Engineering, Science and Technology classroom Q3-09. The environment was good enough for human ears, yet in the recordings, a constant sound could be heard. This was not identified at the time of the recording. In waveform patterns of Figure 26, one can identify low amplitude waves at both ends of the graphical representation, which turned out to be noises generated from the air conditioning unit in the classroom.

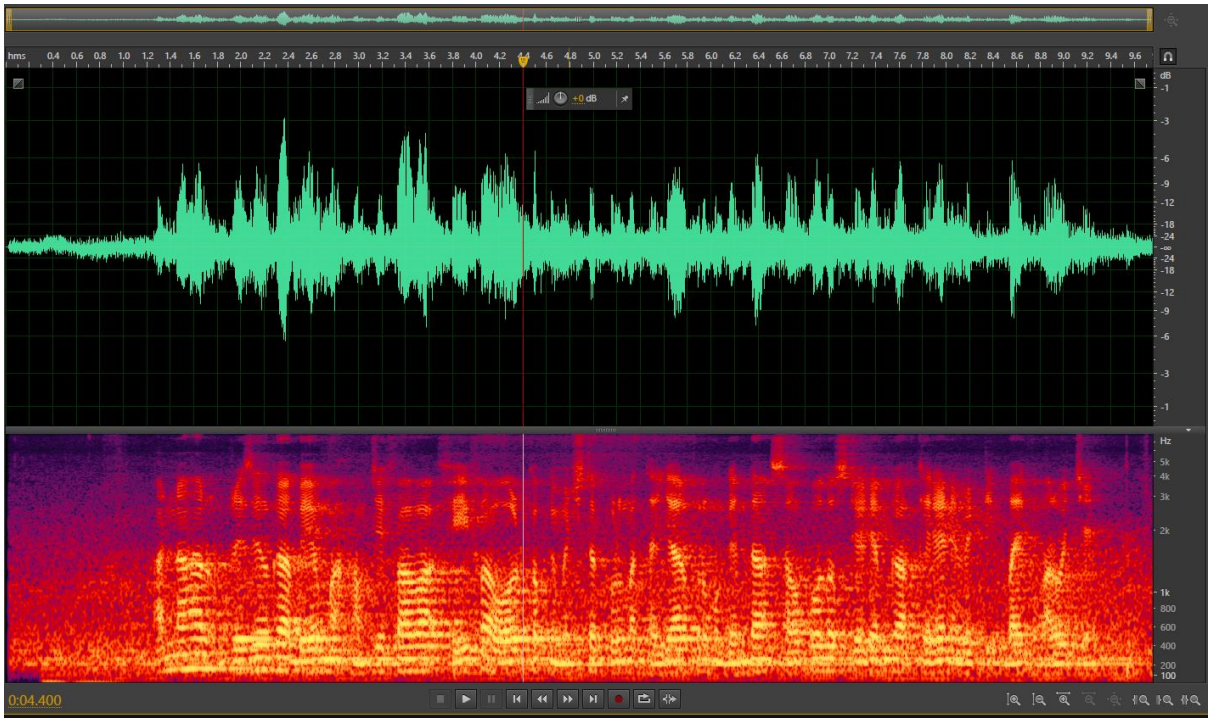

Figure 26: Example waveform showing noise

To maintain the audio's originality, the noise was sampled before reduction. Figure 27 shows a processed noise-reduced graphical representation of the same audio clip.

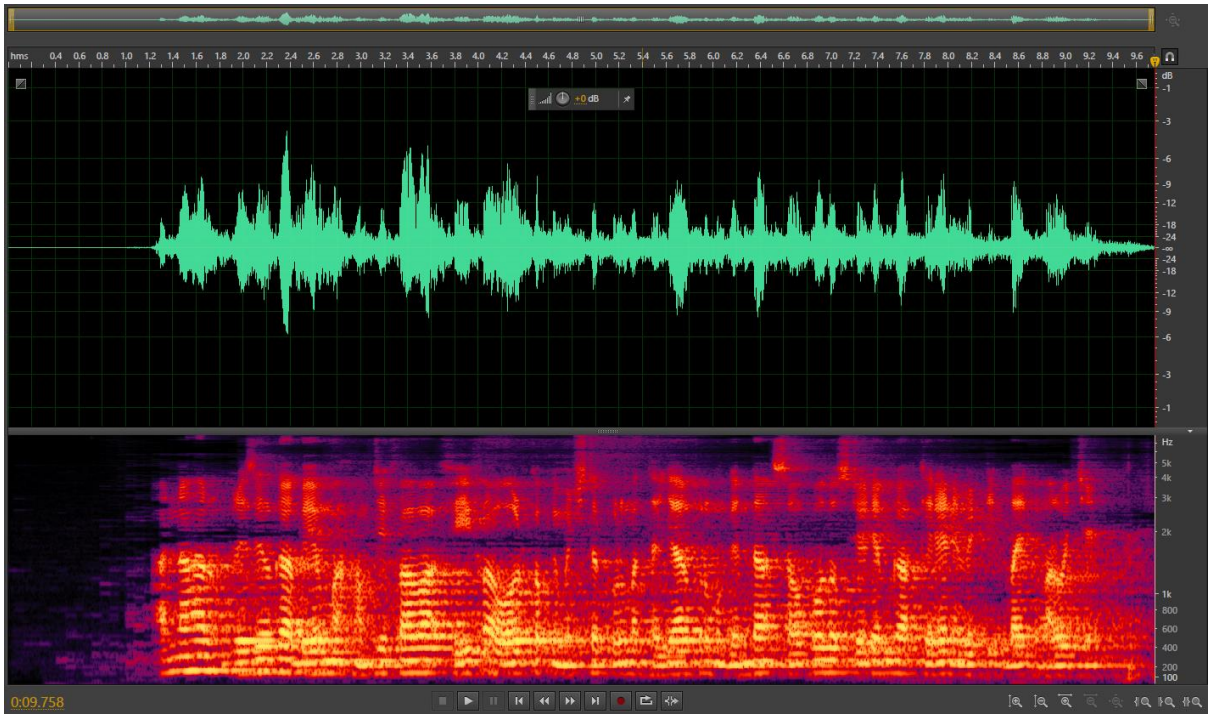

Figure 27: Example waveform without noise

If there is any sudden extra fabricated sounds such as phone ringtones, it will easily be identified through frequency spectrum display. It will look like a sharp horizontal line at a specific frequency. Intensity or brightness indicates strength of the signal in specific frequency.

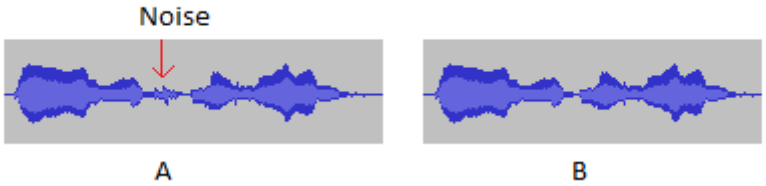

Figure 28: Sudden noise removal

In the above diagram, the speaker is saying "*theyvees milian*". In Figure 28A, there is a loud wind noise in between the two words. This kind of noise can be removed without affecting the speech as a whole; thus, the end product you can see in the waveform in Figure 28B.

3.2.2. Phonetics and linguistics

There are words that are written in the same way but spoken differently by different people of same dialects. Two spoken words with same meaning could be written in the same way (eg: *hastheyka* and *ha satheyka*). Attempts were made to recognize and included both spoken ways in the system.

In Dhivehi numerals, certain numerals can be pronounced in two or more ways. For example, 42 can be spoken as *bayaalhees* or *saalhees dheyh*. The phonation is also similar to the Sinhalese phonation of numerals. In our first model, we only used the more commonly used phonation of these, which is the latter type.

Another issue that was faced was the difference in the sound obtained with regard to gender and age. The first model included only male sounds, hence it was not able to recognize any female voices. Only once it was trained with a female voice was it able to recognize female voices. The issue was less prominent with different age categories such as those of a child and an adult, after the introduction of female voices. This may be because children have a voice pattern closer to that of females.

According to lecturers Messrs. Anwar Ibrahim and Abdul Rasheed Ali, it would not be acceptable to use most of the news articles published online, as they do not follow the correct guidelines or grammatical terms of the written language. Lecturer Ms. Azeeza Afeef adds weight to this. She adds that most of the online news do not recognize word segmentation as per new guidelines established in 2013. The young generation is still not aware of such guidelines in practice. She further points out that there is no proper systematic way in the writings of earlier days as well.

Regarding the dotted use of Dhivehi alphabets (also known as *thikijehi thaana*), the president of the Academy of Dhivehi Language Mr. Ashraf Ali mentions that it is not a necessity to use *thikijehi thaana* in the Dhivehi language. He points out that the dotted *Thaana* scripts were initially used to write Arabic words in its correct phonation, but even without the dotted alphabets, we can still use proper Dhivehi words. There was already an established model to use proper Dhivehi alphabets without using dotted *Thaana* scripts.

3.3. Testing and evaluation

The analysis is carried out using a base model which was incremented to test different hypotheses. The base model was created using an open domain Dhivehi language model which has a word count of 109638 words and with 48 minutes and 33 seconds of audio data. The hypothesis was tested using two sets of data (male and female). The hypothesis was test using word error rate (WER).

Type	**Variations**	**Duration**
Male	4 (249 phrases)	00:36:15
Female	1 (83 phrases)	00:12:18

Figure 29: Audio data used in training the base model

Sets	**Variations**	**Duration**
Set 1 (male)	3 (42 phrases)	00:04:51
Set 2 (female)	2 (28 phrases)	00:02:55

Figure 30: Audio data used in testing the hypothesis

Test sets	**Word error rate (in percentage)**			
	Base model	*LM without test phrase*	*Base + 2 female voices*	*Base + 2 male voice*
Set 1	24.6	30.4	22.4	18.6
Set 2	54.57	-	50.7	52.3

Figure 31: Test results

3.3.1. Effect of language model

The base model and the test set 1 were used to analyze the relation between the WER of the model and the language model.

First, the WER of the model was analysed without including the phrases used for the test set 1 in language model. Later on the phrases used in test Set 1 was also added to language model.

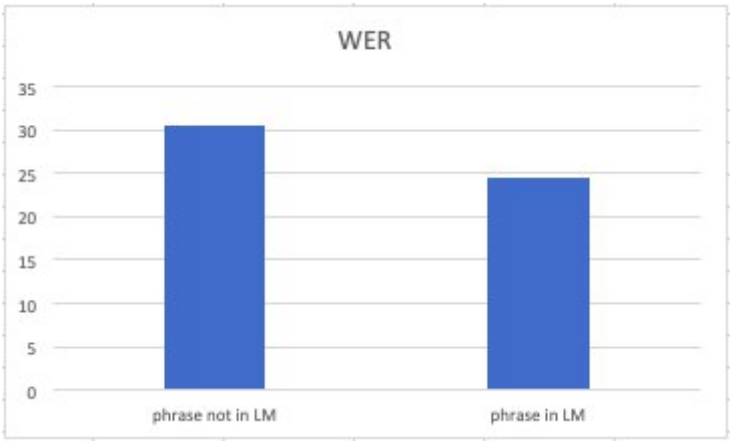

Figure 32: WER comparison results

When the phrase spoken is in the corpus, the analysis showed an average of 5.8% increase in accuracy of the model. Hence, accuracy depends heavily on language model.

3.3.2. Effect of voice pitch

To test the effect of pitch, the base model is incremented with 2 female voices and the WER is calculated. Later on the base model is increased with 2 male voices and the WER is calculated.

The addition of female voices to base model increased the accuracy of female set while not much change was seen in male set. Also the addition of male voices to base model showed a significant increase in male voice test set than the female voice test set (see Figure 31).

Hence, depending on the user group of model, the model can be trained with the pitch range of the group. Therefore, if the system is used by more female users, training the model with female voice will perform better.

3.3.3. Effect of data

The system was trained with increasingly higher amount of voice data, and then tested for accuracy (100% - WER). The addition of data to train the model in each stage showed some improvement in accuracy of the model (see Figure 33).

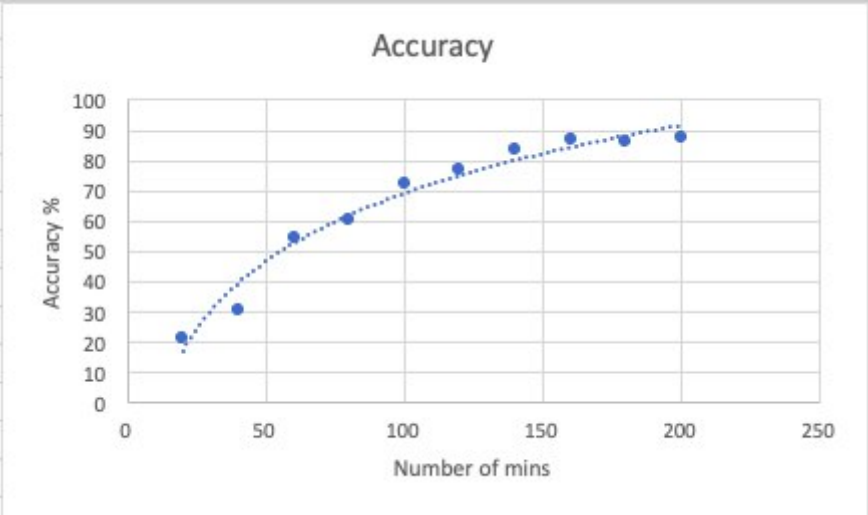

Figure 33: Effect of using more data to train the model

4. Critical evaluation

4.1. Success of project

The system generated in Phase One of this project has an accuracy rate of 75%, which barely passes the set minimum acceptable accuracy rate in the proposal. The second, larger system created in Phase Two has an accuracy rate of 42.5%, which fails the minimum acceptable rate. This failure wasn't altogether unexpected, as there are several known causes that could have contributed to this, including, but not limited to:

- Large amount of noise present in recording environment
- Misalignment of audio file and transcript
- Data collected was too little for the scope chosen. Only about 5 hours of voice data was collected in total.
- There were not enough variations in the data collected (too few female voices, no children's voices, much of the phrases were based on news)
- Text data collected was not gotten from credible sources, and had many typos/mistakes
- Lack of resources (recording equipment, human resources for recording and review)
- Dictionary used does not contain every variation of every word. According to lecturer Mr. Anwar Ibrahim, there are 26 possible variations of every verb. It is unrealistic to expect each one to be covered in a randomly collected set of text, especially if not that large.
- Noise reduction proved to be ineffective in some cases, leading to use of or discarding of unusable data, of which the system already had very little
- Ambiguity in how phrases should be pronounced (eg: use of lone *raa* in borrowed English words (*obzaav* vs. *obzarv*))

4.2. Suggestions for improvement if repeated, and future enhancements

The ASR system was developed so that it has the ability to be incrementally updated. Hence, more text and voice data being available for training would naturally be an improvement.

The phoneme list used for this model was generated by simply assuming that each consonant and vowel is a new phoneme (with some exceptions, such as *shaviyani-sukun* and *thaa-sukun*). Unlike English, this works for Dhivehi because of how well the *Thaana* representation of a word can depict how it is pronounced, but is not always the case in practice (Mohamed, 1958). This method of phoneme generation also fails to capture some nuances that exist in spoken language. A better acoustic model can be produced once an official dictionary of the Dhivehi language, complete with the standard IPA pronunciations for words, is produced.

The voice data collected for creating the acoustic model was taken almost exclusively from news sources. Though attempts were made to get phrases from other sources (namely *Faihthoora* and drama scripts), these efforts failed to produce any results. Therefore, the acoustic model that was generated lacked variations in tone of voice. This system can be improved upon with the use of more varied phrases for the contributors to read.

The voice data collected were also predominantly from male youths. The system can be improved by using voices from many more people, from different age groups and an approximately equal distribution of genders.

Similar to how some English words are pronounced differently based on whether the speaker is British, Australian or Indian, there are multiple Dhivehi dialects spoken across different parts of the Maldives. These dialects may have different spellings for their words, and/or different pronunciations. An improvement on this system can take those other dialects into account, in the creation of the dictionary, acoustic and language models.

The dictionary for use with this system was created using existing corpora, and court documents available online. Therefore, the dictionary is not guaranteed to contain every Dhivehi word or their variations (although the larger the amount of text, the higher the number of unique words covered). Moreover, spaces between words in Dhivehi are inconsistent. For example, *eotheeboalha* and *eothee boalha* can both be understood and used perfectly fine, although only the latter is grammatically correct. Because the sources were blocks of text typed in by someone, there are many instances of the former in the dictionary, but simply specifying space as the delimiter between words produced a good enough dictionary for our current purposes. Therefore, a better dictionary for use with this system can be produced once a part-

of-speech corpus is available for Dhivehi. As the part-of-speech type for words will be known in such a corpus, generating word variations using existing rules would be a lot easier.

4.3. Experiences gained

Heading into this project with fresh pairs of eyes, we attained a lot of knowledge in various fields, such as Dhivehi phonetic makeup, Dhivehi grammar and spelling rules, noise reduction methods and acoustic feature extraction methods.

We also picked up multiple software development tools and techniques, particularly in Java, Python, PHP and JavaScript programming languages.

We also learned the benefits of collaborative work in large-scale projects, and the importance of teamwork.

References

[kudanai]. (2012, August 21). *Radheef for OSX*. Retrieved from Github: https://github.com/kudanai/osx_radheef

[Sofwath]. (2018, July 3). *Dhivehi Datasets*. Retrieved from Github: https://github.com/Sofwath/DhivehiDatasets

Droppo, J. (2004, January 29). *Acoustic modeling*. Retrieved from Microsoft: https://www.microsoft.com/en-us/research/project/acoustic-modeling/

Fang, Z., Guoliang, Z., & Zhanjiang, S. (2001, November). Comparison of different implementations of MFCC. *Journal of Computer Science and Technology, 16(6)*.

Goldberg, Y. (2017). *Neural network methods in natural language processing (synthesis lectures on human language technologies).*

Goodman, J. (2001). A bit of progress in language modeling. *Computation and Language*.

Kai-Fu, L., Hsiao-Wuen, H., & Reddy, R. (1990). An overview of the SPHINX speech recognition system. *IEEE Transactions on Acoustics, Speech and Signal Processing*.

Lopez-Poveda, E., & Meddis, R. (2001). *A human nonlinear cochlear filterbank.* Acoustical Society of America.

Maumoon, Y. (2002). *A general overview of the Dhivehi language.*

Mohamed, A. (1958). *Dhivehibas: dharivarunge eheetheriyaa - dhevana bai [Dhivehi language: students' guide - second edition]*.

O'Shaughnessy, D. (1987). *Speech communication: human and machine.* Addison-Wesley Publishing Company.

SunOnline. (2018, July 14). *Dhivehi Language coming to Google Translator*. Retrieved from SunOnline: https://en.sun.mv/49518

Xu, M., Duan, L., Cai, J., Chia, L., Xu, C., & Tian, Q. (2004). *HMM-based audio keyword generation.*

Appendices

Appendix A: Phrase list used for recording voices for Phase One (number) model

#	Phrase
1	ޒީރޯ ހަތަ ސާދަ ޒީރޯ ފާހަ ސާދަ ޒީރޯ ތިންސަ ސާދަ ޒީރޯ ސާދަ ދިހަ ސާދަ ޒީރޯ ސާދަ ދެ ސާދަ ހަތަ ސާދަ ތިންސަ ސާދަ ދިހަ
2	ހާސް ސަތޭކަ ތިރީސްތަ ފަސްދޮ ފިލާތަ ހަތަ ސަތޭކަ ފަސް ފަހަ ސަތޭކަ ފަސްދޮ
3	ހާސް ސަތޭކަ ހާސް ތިރީސްތަ ފަސްދޮ ހާސް ފިލާތަ ހަތަ ސަތޭކަ ހާސް ފަހަ ފަސް ފަހަ ސަތޭކަ ފަސްދޮ ހަހާސް
4	ހާސް ސަތޭކަ ފަ ތިރީސްތަ ފަސްދޮ ފަ ފިލާތަ ހަތަ ސަތޭކަ ފަ ފަހަ ފަސް ފަހަ ސަތޭކަ ފަސްދޮ ފާހާ
5	ހާސް ސަތޭކަ ތިން ތިރީސްތަ ފަސްދޮ ތިން ފިލާތަ ހަތަ ސަތޭކަ ތިން ފަހަ ފަސް ފަހަ ސަތޭކަ ފަސްދޮ ތިންހާ
6	ހާސް ސަތޭކަ ހަތަ ތިރީސްތަ ފަސްދޮ ހަތަ ފިލާތަ ހަތަ ސަތޭކަ ހަތަ ފަހަ ފަސް ފަހަ ސަތޭކަ ފަސްދޮ ހަތަހާ
7	ހާސް ސަތޭކަ ފަސް ތިރީސްތަ ފަސްދޮ ފަސް ފިލާތަ ހަތަ ސަތޭކަ ފަސް ފަހަ ފަސް ފަހަ ސަތޭކަ ފަސްދޮ ފަހާ
8	ހާސް ސަތޭކަ ހ ތިރީސްތަ ފަސްދޮ ހ ފިލާތަ ހަތަ ސަތޭކަ ހ ފަހަ ފަސް ފަހަ ސަތޭކަ ފަސްދޮ ހހާ
9	ހާސް ސަތޭކަ ހަތަ ތިރީސްތަ ފަސްދޮ ހަތަ ފިލާތަ ހަތަ ސަތޭކަ ހަތަ ފަހަ ފަސް ފަހަ ސަތޭކަ ފަސްދޮ ހަތަހާ
10	ހާސް ސަތޭކަ ހަސް ތިރީސްތަ ފަސްދޮ ހަސް ފިލާތަ ހަތަ ސަތޭކަ ހަސް ފަހަ ފަސް ފަހަ ސަތޭކަ ފަސްދޮ ހަސާހާ
11	ހާސް ސަތޭކަ ތިބަ ތިރީސްތަ ފަސްދޮ ތިބަ ފިލާތަ ހަތަ ސަތޭކަ ތިބަ ފަހަ ފަސް ފަހަ ސަތޭކަ ފަސްދޮ ތިބަހާ
12	ހާސް ސަތޭކަ ބިރަ ތިރީސްތަ ފަސްދޮ ފަސްވަހަ ދިވެހަ ސަތޭކަ ބިރަ ފަސް ފަހަ ސަތޭކަ ފަސްވަހަ
13	ހާސް ސަތޭކަ ހުރަ ތިރީސްތަ ފަސްދޮ ފަސްވަހަ ހާސް ދިވެހަ ސަތޭކަ ހުރަ ފަސް ފަހަ ސަތޭކަ ފަސްވަހަ ހަހާ
14	ހާސް ސަތޭކަ ހ ތިރީސްތަ ފަސްދޮ ފަސްވަހަ ފަ ދިވެހަ ސަތޭކަ ހ ފަހަ ފަސް ފަހަ ސަތޭކަ ފަސްވަހަ ފާހާ
15	ހާސް ސަތޭކަ ތިން ތިރީސްތަ ފަސްދޮ ފަސްވަހަ ތިން ދިވެހަ ސަތޭކަ ތިން ފަހަ ފަސް ފަހަ ސަތޭކަ ފަސްވަހަ ތިންހާ
16	ހާސް ސަތޭކަ ހ ތިރީސްތަ ފަސްދޮ ފަސްވަހަ ހަތަ ދިވެހަ ސަތޭކަ ހ ފަހަ ފަސް ފަހަ ސަތޭކަ ފަސްވަހަ ހަތަހާ
17	ހާސް ސަތޭކަ ހަތަ ތިރީސްތަ ފަސްދޮ ފަސްވަހަ ފަ ދިވެހަ ސަތޭކަ ހަތަ ފަހަ ފަސް ފަހަ ސަތޭކަ ފަސްވަހަ ފަހާ
18	ހާސް ސަތޭކަ ނ ތިރީސްތަ ފަސްދޮ ފަސްވަހަ ނ ދިވެހަ ސަތޭކަ ނ ފަހަ ފަސް ފަހަ ސަތޭކަ ފަސްވަހަ ހހާ
19	ހާސް ސަތޭކަ ސަތޭކަ ތިރީސްތަ ފަސްދޮ ފަސްވަހަ ހަ ދިވެހަ ސަތޭކަ ސަތޭކަ ފަސް ފަހަ ސަތޭކަ ފަސްވަހަ ހަހާ
20	ހާސް ސަތޭކަ ހަފަހަ ތިރީސްތަ ފަސްދޮ ފަސްވަހަ ހަސް ދިވެހަ ސަތޭކަ ހަފަހަ ފަސް ފަހަ ސަތޭކަ ފަސްވަހަ ހަސާހާ
21	ހާސް ސަތޭކަ ހަފަހަ ތިރީސްތަ ފަސްދޮ ފަސްވަހަ ހުރަ ދިވެހަ ސަތޭކަ ހަފަހަ ފަސް ފަހަ ސަތޭކަ ފަސްވަހަ ހުރަހާ
22	ހާސް ސަތޭކަ ވިހ ތިރީސްތަ ފަސްދޮ ހަތަރަ ދިވެހަ ސަތޭކަ ވިހ ފަސް ފަހަ ސަތޭކަ ހަތަރަ
23	ހާސް ސަތޭކަ ހާފަސް ތިރީސްތަ ފަސްދޮ ހަތަރަ ހާސް ދިވެހަ ސަތޭކަ ހާފަސް ފަސް ފަހަ ސަތޭކަ ހަތަރަ ހަހާ
24	ހާސް ސަތޭކަ ހ ތިރީސްތަ ފަސްދޮ ހަތަރަ ފަ ދިވެހަ ސަތޭކަ ހ ފަހަ ފަސް ފަހަ ސަތޭކަ ހަތަރަ ފާހާ
25	ހާސް ސަތޭކަ ތިން ތިރީސްތަ ފަސްދޮ ހަތަރަ ތިން ދިވެހަ ސަތޭކަ ތިން ފަހަ ފަސް ފަހަ ސަތޭކަ ހަތަރަ ތިންހާ
26	ހާސް ސަތޭކަ ސާދަ ތިރީސްތަ ފަސްދޮ ހަތަރަ ސާދަ ދިވެހަ ސަތޭކަ ސާދަ ފަހަ ފަސް ފަހަ ސަތޭކަ ހަތަރަ ސާދަހާ
27	ހާސް ސަތޭކަ ފަސްވަހަ ތިރީސްތަ ފަސްދޮ ހަތަރަ ފަސް ދިވެހަ ސަތޭކަ ފަސްވަހަ ފަސް ފަހަ ސަތޭކަ ހަތަރަ ފަހާ

28	ތެރެ ސަބްސެޓް ތަކުގެ ފަރާތުން ލިބުނު ސަބްސެޓް ގެ ވާހަކަ ދައްކާ ގޮތަށް ކަ ވ ސ ބ ދ ތ ރ ހ ނ ލ ގ ޝ ޒ ށ ޅ ފ ާ ި ީ ު ެ ް
29	ތެރެ ސަބްސެޓް ތަކުގެ ފަރާތުން ލިބުނު ސަބްސެޓް ގެ ވާހަކަ ދައްކާ ގޮތަށް ކަ ވ ސ ބ ދ ތ ރ ހ ނ ލ ގ ޝ ޒ ށ ޅ ފ ާ ި ީ ު ެ ް
30	ތެރެ ސަބްސެޓް ތަކުގެ ފަރާތުން ލިބުނު ސަބްސެޓް ގެ ވާހަކަ ދައްކާ ގޮތަށް ކަ ވ ސ ބ ދ ތ ރ ހ ނ ލ ގ ޝ ޒ ށ ޅ ފ ާ ި ީ ު ެ ް
31	ތެރެ ސަބްސެޓް ތަކުގެ ފަރާތުން ލިބުނު ސަބްސެޓް ގެ ވާހަކަ ދައްކާ ގޮތަށް ކަ ވ ސ ބ ދ ތ ރ ހ ނ ލ ގ ޝ ޒ ށ ޅ ފ ާ ި ީ ު ެ ް
32	ތެރެ ސަބްސެޓް ތަކުގެ ފަރާތުން ލިބުނު ސަބްސެޓް ގެ ވާހަކަ ދައްކާ ގޮތަށް ކަ ވ ސ ބ ދ ތ ރ ހ ނ ލ ގ ޝ ޒ ށ ޅ ފ ާ ި ީ ު ެ ް
33	ތެރެ ސަބްސެޓް ތަކުގެ ފަރާތުން ލިބުނު ސަބްސެޓް ގެ ވާހަކަ ދައްކާ ގޮތަށް ކަ ވ ސ ބ ދ ތ ރ ހ ނ ލ ގ ޝ ޒ ށ ޅ ފ ާ ި ީ ު ެ ް
34	ތެރެ ސަބްސެޓް ތަކުގެ ފަރާތުން ލިބުނު ސަބްސެޓް ގެ ވާހަކަ ދައްކާ ގޮތަށް ކަ ވ ސ ބ ދ ތ ރ ހ ނ ލ ގ ޝ ޒ ށ ޅ ފ ާ ި ީ ު ެ ް
35	ތެރެ ސަބްސެޓް ތަކުގެ ފަރާތުން ލިބުނު ސަބްސެޓް ގެ ވާހަކަ ދައްކާ ގޮތަށް ކަ ވ ސ ބ ދ ތ ރ ހ ނ ލ ގ ޝ ޒ ށ ޅ ފ ާ ި ީ ު ެ ް
36	ތެރެ ސަބްސެޓް ތަކުގެ ފަރާތުން ލިބުނު ސަބްސެޓް ގެ ވާހަކަ ދައްކާ ގޮތަށް ކަ ވ ސ ބ ދ ތ ރ ހ ނ ލ ގ ޝ ޒ ށ ޅ ފ ާ ި ީ ު ެ ް
37	ތެރެ ސަބްސެޓް ތަކުގެ ފަރާތުން ލިބުނު ސަބްސެޓް ގެ ވާހަކަ ދައްކާ ގޮތަށް ކަ ވ ސ ބ ދ ތ ރ ހ ނ ލ ގ ޝ ޒ ށ ޅ ފ ާ ި ީ ު ެ ް
38	ތެރެ ސަބްސެޓް ތަކުގެ ފަރާތުން ލިބުނު ސަބްސެޓް ގެ ވާހަކަ ދައްކާ ގޮތަށް ކަ ވ ސ ބ ދ ތ ރ ހ ނ ލ ގ ޝ ޒ ށ ޅ ފ ާ ި ީ ު ެ ް
39	ތެރެ ސަބްސެޓް ތަކުގެ ފަރާތުން ލިބުނު ސަބްސެޓް ގެ ވާހަކަ ދައްކާ ގޮތަށް ކަ ވ ސ ބ ދ ތ ރ ހ ނ ލ ގ ޝ ޒ ށ ޅ ފ ާ ި ީ ު ެ ް
40	ތެރެ ސަބްސެޓް ތަކުގެ ފަރާތުން ލިބުނު ސަބްސެޓް ގެ ވާހަކަ ދައްކާ ގޮތަށް ކަ ވ ސ ބ ދ ތ ރ ހ ނ ލ ގ ޝ ޒ ށ ޅ ފ ާ ި ީ ު ެ ް
41	ތެރެ ސަބްސެޓް ތަކުގެ ފަރާތުން ލިބުނު ސަބްސެޓް ގެ ވާހަކަ ދައްކާ ގޮތަށް ކަ ވ ސ ބ ދ ތ ރ ހ ނ ލ ގ ޝ ޒ ށ ޅ ފ ާ ި ީ ު ެ ް
42	ތެރެ ސަބްސެޓް ތަކުގެ ފަރާތުން ލިބުނު ސަބްސެޓް ގެ ވާހަކަ ދައްކާ ގޮތަށް ކަ ވ ސ ބ ދ ތ ރ ހ ނ ލ ގ ޝ ޒ ށ ޅ ފ ާ ި ީ ު ެ ް
43	ތެރެ ސަބްސެޓް ތަކުގެ ފަރާތުން ލިބުނު ސަބްސެޓް ގެ ވާހަކަ ދައްކާ ގޮތަށް ކަ ވ ސ ބ ދ ތ ރ ހ ނ ލ ގ ޝ ޒ ށ ޅ ފ ާ ި ީ ު ެ ް
44	ތެރެ ސަބްސެޓް ތަކުގެ ފަރާތުން ލިބުނު ސަބްސެޓް ގެ ވާހަކަ ދައްކާ ގޮތަށް ކަ ވ ސ ބ ދ ތ ރ ހ ނ ލ ގ ޝ ޒ ށ ޅ ފ ާ ި ީ ު ެ ް
45	ތެރެ ސަބްސެޓް ތަކުގެ ފަރާތުން ލިބުނު ސަބްސެޓް ގެ ވާހަކަ ދައްކާ ގޮތަށް ކަ ވ ސ ބ ދ ތ ރ ހ ނ ލ ގ ޝ ޒ ށ ޅ ފ ާ ި ީ ު ެ ް
46	ތެރެ ސަބްސެޓް ތަކުގެ ފަރާތުން ލިބުނު ސަބްސެޓް ގެ ވާހަކަ ދައްކާ ގޮތަށް ކަ ވ ސ ބ ދ ތ ރ ހ ނ ލ ގ ޝ ޒ ށ ޅ ފ ާ ި ީ ު ެ ް
47	ތެރެ ސަބްސެޓް ތަކުގެ ފަރާތުން ލިބުނު ސަބްސެޓް ގެ ވާހަކަ ދައްކާ ގޮތަށް ކަ ވ ސ ބ ދ ތ ރ ހ ނ ލ ގ ޝ ޒ ށ ޅ ފ ާ ި ީ ު ެ ް
48	ތެރެ ސަބްސެޓް ތަކުގެ ފަރާތުން ލިބުނު ސަބްސެޓް ގެ ވާހަކަ ދައްކާ ގޮތަށް ކަ ވ ސ ބ ދ ތ ރ ހ ނ ލ ގ ޝ ޒ ށ ޅ ފ ާ ި ީ ު ެ ް
49	ތެރެ ސަބްސެޓް ތަކުގެ ފަރާތުން ލިބުނު ސަބްސެޓް ގެ ވާހަކަ ދައްކާ ގޮތަށް ކަ ވ ސ ބ ދ ތ ރ ހ ނ ލ ގ ޝ ޒ ށ ޅ ފ ާ ި ީ ު ެ ް
50	ތެރެ ސަބްސެޓް ތަކުގެ ފަރާތުން ލިބުނު ސަބްސެޓް ގެ ވާހަކަ ދައްކާ ގޮތަށް ކަ ވ ސ ބ ދ ތ ރ ހ ނ ލ ގ ޝ ޒ ށ ޅ ފ ާ ި ީ ު ެ ް
51	ތެރެ ސަބްސެޓް ތަކުގެ ފަރާތުން ލިބުނު ސަބްސެޓް ގެ ވާހަކަ ދައްކާ ގޮތަށް ކަ ވ ސ ބ ދ ތ ރ ހ ނ ލ ގ ޝ ޒ ށ ޅ ފ ާ ި ީ ު ެ ް
52	ތެރެ ސަބްސެޓް ތަކުގެ ފަރާތުން ލިބުނު ސަބްސެޓް ގެ ވާހަކަ ދައްކާ ގޮތަށް ކަ ވ ސ ބ ދ ތ ރ ހ ނ ލ ގ ޝ ޒ ށ ޅ ފ ާ ި ީ ު ެ ް
53	ތެރެ ސަބްސެޓް ތަކުގެ ފަރާތުން ލިބުނު ސަބްސެޓް ގެ ވާހަކަ ދައްކާ ގޮތަށް ކަ ވ ސ ބ ދ ތ ރ ހ ނ ލ ގ ޝ ޒ ށ ޅ ފ ާ ި ީ ު ެ ް
54	ތެރެ ސަބްސެޓް ތަކުގެ ފަރާތުން ލިބުނު ސަބްސެޓް ގެ ވާހަކަ ދައްކާ ގޮތަށް ކަ ވ ސ ބ ދ ތ ރ ހ ނ ލ ގ ޝ ޒ ށ ޅ ފ ާ ި ީ ު ެ ް
55	ތެރެ ސަބްސެޓް ތަކުގެ ފަރާތުން ލިބުނު ސަބްސެޓް ގެ ވާހަކަ ދައްކާ ގޮތަށް ކަ ވ ސ ބ ދ ތ ރ ހ ނ ލ ގ ޝ ޒ ށ ޅ ފ ާ ި ީ ު ެ ް
56	ތެރެ ސަބްސެޓް ތަކުގެ ފަރާތުން ލިބުނު ސަބްސެޓް ގެ ވާހަކަ ދައްކާ ގޮތަށް ކަ ވ ސ ބ ދ ތ ރ ހ ނ ލ ގ ޝ ޒ ށ ޅ ފ ާ ި ީ ު ެ ް
57	ތެރެ ސަބްސެޓް ތަކުގެ ފަރާތުން ލިބުނު ސަބްސެޓް ގެ ވާހަކަ ދައްކާ ގޮތަށް ކަ ވ ސ ބ ދ ތ ރ ހ ނ ލ ގ ޝ ޒ ށ ޅ ފ ާ ި ީ ު ެ ް
58	ތެރެ ސަބްސެޓް ތަކުގެ ފަރާތުން ލިބުނު ސަބްސެޓް ގެ ވާހަކަ ދައްކާ ގޮތަށް ކަ ވ ސ ބ ދ ތ ރ ހ ނ ލ ގ ޝ ޒ ށ ޅ ފ ާ ި ީ ު ެ ް

59	ތާރީ ސަރުވޭ ހޯދާ ތާރީ ސަރުވޭ ހޯދާ ތާރީ ސަރުވޭ ހޯދާ ތާރީ ސަރުވޭ ހޯދާ ތާރީ ސަރުވޭ ހޯދާ
60	ތާރީ ސަރުވޭ ހައި ތާރީ ސަރުވޭ ހައި ތާރީ ސަރުވޭ ހައި ތާރީ ސަރުވޭ ހައި ތާރީ ސަރުވޭ ހައި
61	ތާރީ ސަރުވޭ ހުރަ ތާރީ ސަރުވޭ ހުރަ ތާރީ ސަރުވޭ ހުރަ ތާރީ ސަރުވޭ ހުރަ ތާރީ ސަރުވޭ ހުރަ
62	ތާރީ ސަރުވޭ ގަސްޓްރެސް ތާރީ ސަރުވޭ ގެރ ތާރީ ސަރުވޭ ގަސްޓްރެސް ތާރީ ސަރުވޭ ގެރ
63	ތާރީ ސަރުވޭ ގަސްޓްރެސް ތާރީ ތާރީ ސަރުވޭ ގަސްޓްރެސް ތާރީ ތާރީ ސަރުވޭ ގަސްޓްރެސް ތާރީ ތާރީ ސަރުވޭ ގަސްޓްރެސް ތާރީ
64	ތާރީ ސަރުވޭ ގަސްޓްރެސް ދ ތާރީ ސަރުވޭ ދ ތާރީ ސަރުވޭ ގަސްޓްރެސް ދ ތާރީ ސަރުވޭ ދ ތާރީ ސަރުވޭ ދ
65	ތާރީ ސަރުވޭ ގަސްޓްރެސް ތާރީ ތާރީ ސަރުވޭ ތާރީ ތާރީ ސަރުވޭ ގަސްޓްރެސް ތާރީ ތާރީ ސަރުވޭ ތާރީ
66	ތާރީ ސަރުވޭ ގަސްޓްރެސް ރަތަ ތާރީ ސަރުވޭ ގަރ ތާރީ ސަރުވޭ ގަސްޓްރެސް ރަތަ ތާރީ ސަރުވޭ ގަރ
67	ތާރީ ސަރުވޭ ގަސްޓްރެސް ގަސ ތާރީ ސަރުވޭ ގަހަ ތާރީ ސަރުވޭ ގަސްޓްރެސް ގަސ ތާރީ ސަރުވޭ ގަހަ
68	ތާރީ ސަރުވޭ ގަސްޓްރެސް ހ ތާރީ ސަރުވޭ ؟ ތާރީ ސަރުވޭ ގަސްޓްރެސް ހ ތާރީ ސަރުވޭ ؟
69	ތާރީ ސަރުވޭ ގަސްޓްރެސް ހަތ ތާރީ ސަރުވޭ ސަރ ތާރީ ސަރުވޭ ގަސްޓްރެސް ހަތ ތާރީ ސަރުވޭ ސަރ
70	ތާރީ ސަރުވޭ ގަސްޓްރެސް ތާރީ ތާރީ ސަރުވޭ ތާރ ތާރީ ސަރުވޭ ގަސްޓްރެސް ތާރީ ތާރީ ސަރުވޭ ތާރ
71	ތާރީ ސަރުވޭ ގަސްޓްރެސް ތާރީ ތާރީ ސަރުވޭ ތާރ ތާރީ ސަރުވޭ ގަސްޓްރެސް ތާރީ ތާރީ ސަރުވޭ ތާރ
72	ތާރީ ސަރުވޭ ހަތަރ ތާރީ ސަރުވޭ ތަ ތާރީ ސަރުވޭ ހަތަރ ތާރީ ސަރުވޭ ތަ
73	ތާރީ ސަރުވޭ ހަތަރ ތާރީ ތާރީ ސަރުވޭ ތާރ ތާރީ ސަރުވޭ ހަތަރ ތާރީ ތާރީ ސަރުވޭ ތާރ
74	ތާރީ ސަރުވޭ ހަތަރ ދ ތާރީ ސަރުވޭ ދ ތާރީ ސަރުވޭ ހަތަރ ދ ތާރީ ސަރުވޭ ދ
75	ތާރީ ސަރުވޭ ހަތަރ ތާރީ ތާރީ ސަރުވޭ ތާ ތާރީ ސަރުވޭ ހަތަރ ތާރީ ތާރީ ސަރުވޭ ތާ
76	ތާރީ ސަރުވޭ ހަތަރ ރަތަ ތާރީ ސަރުވޭ ސަ ތާރީ ސަރުވޭ ހަތަރ ރަތަ ތާރީ ސަރުވޭ ސަ
77	ތާރީ ސަރުވޭ ހަތަރ ގަސ ތާރީ ސަރުވޭ ގަސ ތާރީ ސަރުވޭ ހަތަރ ގަސ ތާރީ ސަރުވޭ ގަސ
78	ތާރީ ސަރުވޭ ހަތަރ ރ ތާރީ ސަރުވޭ ސަ ތާރީ ސަރުވޭ ހަތަރ ރ ތާރީ ސަރުވޭ ސަ
79	ތާރީ ސަރުވޭ ހަތަރ ގަ ތާރީ ސަރުވޭ ގަ ތާރީ ސަރުވޭ ހަތަރ ގަ ތާރީ ސަރުވޭ ގަ
80	ތާރީ ސަރުވޭ ހަތަރ ތާރ ތާރީ ސަރުވޭ ތާ ތާރީ ސަރުވޭ ހަތަރ ތާ ތާރީ ސަރުވޭ ތާ
81	ތާރީ ސަރުވޭ ހަތަރ ތާ ތާރީ ސަރުވޭ ތާ ތާރީ ސަރުވޭ ހަތަރ ތާ ތާރީ ސަރުވޭ ތާ
82	ތާރީ ސަރުވޭ ހަތަރ ތާ ތާރީ ސަރުވޭ ތާ ތާރީ ސަރުވޭ ހަތަރ ތާ ތާރީ ސަރުވޭ ތާ
83	ތާރީ ސަރުވޭ ހަތަރ ތާ ތާރީ ސަރުވޭ ތާ ތާރީ ސަރުވޭ ހަތަރ ތާ ތާރީ ސަރުވޭ ތާ
84	ތާރީ ސަރުވޭ ހަތަރ ދ ތާރީ ސަރުވޭ ތާ ތާރީ ސަރުވޭ ހަތަރ ދ ތާރީ ސަރުވޭ ތާ
85	ތާރީ ސަރުވޭ ހަތަރ ތާ ތާރީ ސަރުވޭ ތާ ތާރީ ސަރުވޭ ހަތަރ ތާ ތާރީ ސަރުވޭ ތާ
86	ތާރީ ސަރުވޭ ހަތަރ ރަތަ ތާރީ ސަރުވޭ ތާ ތާރީ ސަރުވޭ ހަތަރ ރަތަ ތާރީ ސަރުވޭ ތާ
87	ތާރީ ސަރުވޭ ހަތަރ ގަ ތާރީ ސަރުވޭ ތާ ތާރީ ސަރުވޭ ހަތަރ ގަ ތާރީ ސަރުވޭ ތާ
88	ތާރީ ސަރުވޭ ހަތަރ ރ ތާރީ ސަރުވޭ ތާ ތާރީ ސަރުވޭ ހަތަރ ރ ތާރީ ސަރުވޭ ތާ
89	ތާރީ ސަރުވޭ ހަތަރ ރަ ތާރީ ސަރުވޭ ތާ ތާރީ ސަރުވޭ ހަތަރ ރަ ތާރީ ސަރުވޭ ތާ

90	ތިބާ ސަލާމަތް ތިމާ ތިއަދަރަށް ތިލާ ދިވެހިންގ ހަމަސް ތިލާ ދިވެހިންގ ހަމަސް ތިލާ ދިވެހިންގ ހަމަސް
91	ތިބާ ސަލާމަތް ތިމާ ތިއަދަރަށް ތިލާ ދިވެހިންގ ހަމަސް ތިލާ ދިވެހިންގ ހަމަސް ތިލާ ދިވެހިންގ ހަމަސް
92	ތިބާ ސަލާމަތް ތިމާ ތިއަދަރަށް ތިލާ ދިވެހިންގ ހަމަސް ތިލާ ދިވެހިންގ ހަމަސް ތިލާ ދިވެހިންގ ހަމަސް
93	ތިބާ ސަލާމަތް ތިމާ ތިއަދަރަށް ތިލާ ދިވެހިންގ ހަމަސް ތިލާ ދިވެހިންގ ހަމަސް ތިލާ ދިވެހިންގ ހަމަސް
94	ތިބާ ސަލާމަތް ތިމާ ތިއަދަރަށް ތިލާ ދިވެހިންގ ހަމަސް ތިލާ ދިވެހިންގ ހަމަސް ތިލާ ދިވެހިންގ ހަމަސް
95	ތިބާ ސަލާމަތް ތިމާ ތިއަދަރަށް ތިލާ ދިވެހިންގ ހަމަސް ތިލާ ދިވެހިންގ ހަމަސް ތިލާ ދިވެހިންގ ހަމަސް
96	ތިބާ ސަލާމަތް ތިމާ ތިއަދަރަށް ތިލާ ދިވެހިންގ ހަމަސް ތިލާ ދިވެހިންގ ހަމަސް ތިލާ ދިވެހިންގ ހަމަސް
97	ތިބާ ސަލާމަތް ތިމާ ތިއަދަރަށް ތިލާ ދިވެހިންގ ހަމަސް ތިލާ ދިވެހިންގ ހަމަސް ތިލާ ދިވެހިންގ ހަމަސް
98	ތިބާ ސަލާމަތް ތިމާ ތިއަދަރަށް ތިލާ ދިވެހިންގ ހަމަސް ތިލާ ދިވެހިންގ ހަމަސް ތިލާ ދިވެހިންގ ހަމަސް
99	ތިބާ ސަލާމަތް ތިމާ ތިއަދަރަށް ތިލާ ދިވެހިންގ ހަމަސް ތިލާ ދިވެހިންގ ހަމަސް ތިލާ ދިވެހިންގ ހަމަސް
100	ތިބާ ސަލާމަތް ތިމާ ތިއަދަރަށް ތިލާ ދިވެހިންގ ހަމަސް ތިލާ ދިވެހިންގ ހަމަސް ތިލާ ދިވެހިންގ ހަމަސް
101	ތިބާ ސަލާމަތް ތިމާ ތިއަދަރަށް ތިލާ ދިވެހިންގ ހަމަސް ތިލާ ދިވެހިންގ ހަމަސް ތިލާ ދިވެހިންގ ހަމަސް
102	ދުރުވެދާނެ ތިއަދަރަށް ތިމާ ސަލާމަތް ދިވެހިންގ ހަމަސް ސަލާމަތް ދިވެހިންގ ހަމަސް
103	ދުރުވެދާނެ ތިބާ ތިއަދަރަށް ތިމާ ސަލާމަތް ތިބާ ދިވެހިންގ ހަމަސް ސަލާމަތް ދިވެހިންގ ހަމަސް
104	ދުރުވެދާނެ ތިއަ ތިއަދަރަށް ތިމާ ސަލާމަތް ތިއަ ދިވެހިންގ ހަމަސް ސަލާމަތް ދިވެހިންގ ހަމަސް
105	ދުރުވެދާނެ ތިމާ ތިއަދަރަށް ތިމާ ސަލާމަތް ތިމާ ދިވެހިންގ ހަމަސް ސަލާމަތް ތިމާ ދިވެހިންގ ހަމަސް
106	ދުރުވެދާނެ ހަމަސް ތިއަދަރަށް ތިމާ ސަލާމަތް ހަމަސް ދިވެހިންގ ހަމަސް ސަލާމަތް ހަމަސް ދިވެހިންގ ހަމަސް
107	ދުރުވެދާނެ ހަމަސް ތިއަދަރަށް ތިމާ ސަލާމަތް ހަމަސް ދިވެހިންގ ހަމަސް ސަލާމަތް ހަމަސް ދިވެހިންގ ހަމަސް
108	ދުރުވެދާނެ ދ ތިއަދަރަށް ތިމާ ސަލާމަތް ދަމަސް ދިވެހިންގ ހަމަސް ސަލާމަތް ދ ދިވެހިންގ ހަމަސް
109	ދުރުވެދާނެ ހަމަ ތިއަދަރަށް ތިމާ ސަލާމަތް ހަމަ ދިވެހިންގ ހަމަސް ސަލާމަތް ހަމަ ދިވެހިންގ ހަމަސް
110	ދުރުވެދާނެ ތަކަ ތިއަދަރަށް ތިމާ ސަލާމަތް ތަކަ ދިވެހިންގ ހަމަސް ސަލާމަތް ތަކަ ދިވެހިންގ ހަމަސް
111	ދުރުވެދާނެ ތިމާ ތިއަދަރަށް ތިމާ ސަލާމަތް ތިމާ ދިވެހިންގ ހަމަސް ސަލާމަތް ތިމާ ދިވެހިންގ ހަމަސް
112	ދުރުވެދާނެ ދިރަ ތިއަދަރަށް ތިމާ ސަލާމަތް ހަމަސް ދިވެހިންގ ހަމަސް ސަލާމަތް ދިރަ ދިވެހިންގ ހަމަސް
113	ދުރުވެދާނެ ތުރަ ތިއަދަރަށް ތިމާ ސަލާމަތް ހަމަސް ތިބާ ދިވެހިންގ ހަމަސް ސަލާމަތް ތުރަ ދިވެހިންގ ހަމަސް
114	ދުރުވެދާނެ ހަކަ ތިއަދަރަށް ތިމާ ސަލާމަތް ހަމަސް ތ ދިވެހިންގ ހަމަސް ސަލާމަތް ހަކަ ދިވެހިންގ ހަމަސް
115	ދުރުވެދާނެ ތަކަ ތިއަދަރަށް ތިމާ ސަލާމަތް ހަމަސް ތަކަ ދިވެހިންގ ހަމަސް ސަލާމަތް ތަކަ ދިވެހިންގ ހަމަސް
116	ދުރުވެދާނެ ހަކަ ތިއަދަރަށް ތިމާ ސަލާމަތް ހަމަސް ދަކަ ދިވެހިންގ ހަމަސް ސަލާމަތް ހަކަ ދިވެހިންގ ހަމަސް
117	ދުރުވެދާނެ ދަކަ ތިއަދަރަށް ތިމާ ސަލާމަތް ހަމަސް ދަކަ ދިވެހިންގ ހަމަސް ސަލާމަތް ދަކަ ދިވެހިންގ ހަމަސް
118	ދުރުވެދާނެ ހަކަ ތިއަދަރަށް ތިމާ ސަލާމަތް ހަމަސް ދ ދިވެހިންގ ހަމަސް ސަލާމަތް ހަކަ ދިވެހިންގ ހަމަސް
119	ދުރުވެދާނެ ހަތަ ތިއަދަރަށް ތިމާ ސަލާމަތް ހަމަސް ދަ ދިވެހިންގ ހަމަސް ސަލާމަތް ހަތަ ދިވެހިންގ ހަމަސް
120	ދުރުވެދާނެ ތަކަ ތިއަދަރަށް ތިމާ ސަލާމަތް ހަމަސް ތަ ދިވެހިންގ ހަމަސް ސަލާމަތް ތަކަ ދިވެހިންގ ހަމަސް

121	ފުރިހަމަ ނަގާނެ ތާވަލުން ތިން ސަތޭކަ ފަސްދޮޅަސް ތުރު ފިލާތަކުން ފަސް ސަތޭކަ ނަގާނެ ފަސްދޮޅަސް ތުރު ރ ސަތޭކަ
122	ފުރިހަމަ ވިއް ތާވަލުން ތިން ސަތޭކަ ހަތްދިހަ ފިލާތަކުން ފަސް ސަތޭކަ ވިއް ރ ސަތޭކަ ހަތްދިހަ
123	ފުރިހަމަ ހަބަރުތަށް ތާވަލުން ތިން ސަތޭކަ ހަތްދިހަ ފަސް ފިލާތަކުން ފަސް ސަތޭކަ ހަބަރުތަށް ރ ސަތޭކަ ހަތްދިހަ ހަބަރު
124	ފުރިހަމަ ދާތަށް ތާވަލުން ތިން ސަތޭކަ ހަތްދިހަ ދ ފިލާތަކުން ފަސް ސަތޭކަ ދާތަށް ރ ސަތޭކަ ހަތްދިހަ ދާއިރު
125	ފުރިހަމަ ދާއިރު ތާވަލުން ތިން ސަތޭކަ ހަތްދިހަ ތިން ފިލާތަކުން ފަސް ސަތޭކަ ދާއިރު ރ ސަތޭކަ ހަތްދިހަ ތިން
126	ފުރިހަމަ ސަހަރު ތާވަލުން ތިން ސަތޭކަ ހަތްދިހަ ހަތަރު ފިލާތަކުން ފަސް ސަތޭކަ ސަހަރު ރ ސަތޭކަ ހަތްދިހަ ހަތަރު
127	ފުރިހަމަ ފަންސަވީސް ތާވަލުން ތިން ސަތޭކަ ހަތްދިހަ ފަސް ފިލާތަކުން ފަސް ސަތޭކަ ފަންސަވީސް ރ ސަތޭކަ ހަތްދިހަ ފަހަރު
128	ފުރިހަމަ ސަތާރީސް ތާވަލުން ތިން ސަތޭކަ ހަތްދިހަ ހަ ފިލާތަކުން ފަސް ސަތޭކަ ސަތާރީސް ރ ސަތޭކަ ހަތްދިހަ ހަދާ
129	ފުރިހަމަ ހަދާވީސް ތާވަލުން ތިން ސަތޭކަ ހަތްދިހަ ހަދާ ފިލާތަކުން ފަސް ސަތޭކަ ހަދާވީސް ރ ސަތޭކަ ހަތްދިހަ ހަދާ
130	ފުރިހަމަ ހަދާވީސް ތާވަލުން ތިން ސަތޭކަ ހަތްދިހަ ހަދާ ފިލާތަކުން ފަސް ސަތޭކަ ހަދާވީސް ރ ސަތޭކަ ހަތްދިހަ ހަދާ
131	ފުރިހަމަ ތަނަވީސް ތާވަލުން ތިން ސަތޭކަ ހަތްދިހަ ތުރު ފިލާތަކުން ފަސް ސަތޭކަ ތަނަވީސް ރ ސަތޭކަ ހަތްދިހަ ތުރު
132	ފުރިހަމަ ތިބާސް ތާވަލުން ތިން ސަތޭކަ ހަތްދިހަ ހަ ފިލާތަކުން ފަސް ސަތޭކަ ތިބާސް ރ ސަތޭކަ ހަތްދިހަ ހަ
133	ފުރިހަމަ ތިބާސް ހަތަ ތާވަލުން ތިން ސަތޭކަ ހަތްދިހަ ހަތަ ފިލާތަކުން ފަސް ސަތޭކަ ތިބާސް ހަތަ ރ ސަތޭކަ ހަތްދިހަ ހަތަ
134	ފުރިހަމަ ތިބާސް ދާ ތާވަލުން ތިން ސަތޭކަ ހަތްދިހަ ދ ފިލާތަކުން ފަސް ސަތޭކަ ތިބާސް ދ ރ ސަތޭކަ ހަތްދިހަ ދާއިރު
135	ފުރިހަމަ ތިބާސް ތިން ތާވަލުން ތިން ސަތޭކަ ހަތްދިހަ ތިން ފިލާތަކުން ފަސް ސަތޭކަ ތިބާސް ތިން ރ ސަތޭކަ ހަތްދިހަ ތިން
136	ފުރިހަމަ ތިބާސް ހަތަރު ތާވަލުން ތިން ސަތޭކަ ހަތްދިހަ ހަތަރު ފިލާތަކުން ފަސް ސަތޭކަ ތިބާސް ހަތަރު ރ ސަތޭކަ ހަތްދިހަ ހަތަރު
137	ފުރިހަމަ ތިބާސް ފަސް ތާވަލުން ތިން ސަތޭކަ ހަތްދިހަ ފަސް ފިލާތަކުން ފަސް ސަތޭކަ ތިބާސް ފަސް ރ ސަތޭކަ ހަތްދިހަ ފަހަރު
138	ފުރިހަމަ ތިބާސް ރ ތާވަލުން ތިން ސަތޭކަ ހަތްދިހަ ރ ފިލާތަކުން ފަސް ސަތޭކަ ތިބާސް ރ ރ ސަތޭކަ ހަތްދިހަ ރަށް
139	ފުރިހަމަ ތިބާސް ރަށް ތާވަލުން ތިން ސަތޭކަ ހަތްދިހަ ރަށް ފިލާތަކުން ފަސް ސަތޭކަ ތިބާސް ރަށް ރ ސަތޭކަ ހަތްދިހަ ރަށް
140	ފުރިހަމަ ތިބާސް ހަދާ ތާވަލުން ތިން ސަތޭކަ ހަތްދިހަ ހަދާ ފިލާތަކުން ފަސް ސަތޭކަ ތިބާސް ހަދާ ރ ސަތޭކަ ހަތްދިހަ ހަދާ
141	ފުރިހަމަ ތިބާސް ތުރު ތާވަލުން ތިން ސަތޭކަ ހަތްދިހަ ތުރު ފިލާތަކުން ފަސް ސަތޭކަ ތިބާސް ތުރު ރ ސަތޭކަ ހަތްދިހަ ތުރު
142	ފުރިހަމަ ސޮރުސް ތާވަލުން ތިން ސަތޭކަ ހަތްދިހަ ތުރު ފިލާތަކުން ފަސް ސަތޭކަ ސޮރުސް ރ ސަތޭކަ ހަތްދިހަ ތުރު
143	ފުރިހަމަ ސޮރުސް ހަދާ ތާވަލުން ތިން ސަތޭކަ ހަތްދިހަ ހަދާ ފިލާތަކުން ފަސް ސަތޭކަ ސޮރުސް ހަދާ ރ ސަތޭކަ ހަތްދިހަ ހަދާ
144	ފުރިހަމަ ސޮރުސް ދާ ތާވަލުން ތިން ސަތޭކަ ހަތްދިހަ ދ ފިލާތަކުން ފަސް ސަތޭކަ ސޮރުސް ދ ރ ސަތޭކަ ހަތްދިހަ ދާއިރު
145	ފުރިހަމަ ސޮރުސް ތިން ތާވަލުން ތިން ސަތޭކަ ހަތްދިހަ ތިން ފިލާތަކުން ފަސް ސަތޭކަ ސޮރުސް ތިން ރ ސަތޭކަ ހަތްދިހަ ތިން
146	ފުރިހަމަ ސޮރުސް ހަތަރު ތާވަލުން ތިން ސަތޭކަ ހަތްދިހަ ހަތަރު ފިލާތަކުން ފަސް ސަތޭކަ ސޮރުސް ހަތަރު ރ ސަތޭކަ ހަތްދިހަ ހަތަރު
147	ފުރިހަމަ ސޮރުސް ފަސް ތާވަލުން ތިން ސަތޭކަ ހަތްދިހަ ފަސް ފިލާތަކުން ފަސް ސަތޭކަ ސޮރުސް ފަސް ރ ސަތޭކަ ހަތްދިހަ ފަހަރު
148	ފުރިހަމަ ސޮރުސް ރ ތާވަލުން ތިން ސަތޭކަ ހަތްދިހަ ރ ފިލާތަކުން ފަސް ސަތޭކަ ސޮރުސް ރ ރ ސަތޭކަ ހަތްދިހަ ރަށް
149	ފުރިހަމަ ސޮރުސް ރަށް ތާވަލުން ތިން ސަތޭކަ ހަތްދިހަ ރަށް ފިލާތަކުން ފަސް ސަތޭކަ ސޮރުސް ރަށް ރ ސަތޭކަ ހަތްދިހަ ރަށް
150	ފުރިހަމަ ސޮރުސް ހަދާ ތާވަލުން ތިން ސަތޭކަ ހަތްދިހަ ހަދާ ފިލާތަކުން ފަސް ސަތޭކަ ސޮރުސް ހަދާ ރ ސަތޭކަ ހަތްދިހަ ހަދާ
151	ފުރިހަމަ ސޮރުސް ތުރު ތާވަލުން ތިން ސަތޭކަ ހަތްދިހަ ތުރު ފިލާތަކުން ފަސް ސަތޭކަ ސޮރުސް ތުރު ރ ސަތޭކަ ހަތްދިހަ ތުރު

Appendix B: Phrase list A used for recording voices for Phase Two (main) model

#	Phrase
1	ތަންކަ ތަކެއް ވިއްކާނަމަ ކައުންޓަރ ފްލޯ ކިއްލާ ކަނޑައެޅިގެން ކައުންޓަރ ތަކުގައި ކަންތައް ކުރަންވާނެ ގޮތް
2	ދިވެހި ބަހުގެ ގޮތް ބަދަލުކުރުމަކީ،" ފާތިމަތު ރަނީދު ކަނޑައިގެން ތަންކަ ތަކުގައި ތިބި ބައެއް ބަލިކުރުން
3	ފިލްމް ކައިރަކަށް ވިއަ ގަނޑު ދިގުވެ ގަސްތުގައި ކުއްލިއަކު ކައިރަށް ހިނގައިގެން ގަނޑުގެ ކަނޑާ ކައިރިން ކަނޑާ ދިގުވެ
4	ކުރިއަށް ތިމާވެއްދެވި ގޮތް ބަދަލުގައި ތަ ދަތުރުކުރާ ތަކެއްގެ ތެރެއިން ކަނޑައެޅިފައިވާ ގޮތަށް ކަންތައް ކުރަން
5	ފިލްމް ކަނޑައެޅުމުގެ ކުރިން ކައިރިން ފަރާތްތަކާ ގުޅުން ހިންގަން ކަނޑައެޅިފައިވާ ގޮތަށް ކަންތައް ކުރަން
6	ދިވެހި ބަހުގެ ތަންކަ ތަކެއް ކަނޑައެޅުމަށް ކަންތައް ކުރަންވާނެ ގޮތް
7	ތ ފާރާތްތަ ކަނޑައެޅިގެން ތަކެއް ބަދަލުކުރުމަށް ފަހު ގަނޑުގައި ތަކެއް ބަދަލުކުރުމަށް ކަނޑައެޅިފައިވާ ގޮތް
8	ކަލޯފާ ކަށް ދިވެހި ބަހުގެ ތަކެއް ކައިރިން ކައިރިން ކަނޑައެޅިފައިވާ ގޮތަށް ކަންތައް ކުރަންވާނެ ގޮތް
9	ދިވެހިބަހުގެ ކުރިއަށް ގެންދިއުމަށް ތަކެއް ގެންދެވޭ ފާފަ ތަކުގައި ކަނޑައެޅިފައިވާ ގޮތަށް ކަންތައް ކުރަން
10	ފުރަތަމަ ތަނަވަސް ކަންތައް ކުރަން ކައިރިން ކައިރިން ކަނޑައެޅިފައިވާ ގޮތަށް ކަންތައް ކުރަން
11	ދިވެހި ބަހުގެ ތަންކަ ތަކެއް ކަނޑައެޅުމުގައި ކަންތައް ކުރަންވާނެ ގޮތް
12	ކައިރިން ކައިރިން ކަނޑައެޅިފައިވާ ގޮތަށް ކަންތައް ކުރަން
13	ކައިރިން ކަނޑައެޅިގެން ކައިރިން ކަނޑައެޅިފައިވާ ގޮތަށް ކަންތައް ކުރަންވާނެ ގޮތް
14	ކަނޑައެޅުމުގެ ކުރިން ކަނޑައެޅިފައިވާ ގޮތަށް ކަންތައް ކުރަންވާނެ ގޮތް
15	ތަކެއް ކަށަ ތަކުން ކަނޑައެޅިގެން ކަންތައް ކުރުމުގެ ކުރިން ކަނޑައެޅިފައިވާ ގޮތަށް ކަންތައް ކުރަން" ތަކެއް ކަނޑައެޅި ގޮތަށް
16	ކަނޑައެޅި ކަންތައް ކުރަންވާނެ ގޮތް ކަނޑައެޅުމުގެ ކުރިން ކަނޑައެޅިފައިވާ ގޮތަށް ކަންތައް ކުރަންވާނެ ގޮތް
17	ކައިރިން ކަނޑައެޅިގެން ކަންތައް ކުރަންވާނެ ގޮތް
18	ދިވެހި ބަހުގެ ތަންކަ ތަކެއް ކަނޑައެޅުމަށް ކަނޑައެޅިފައިވާ ގޮތަށް ކަންތައް ކުރަން
19	ދަންނަނީ ފިލްނު ކަނޑައެޅިގެން ކަންތައް ކުރަންވާނެ ގޮތް

20	ތަނަވަހުން ކެނޑުގައި ދާނެ ދަނޑުން ތެރެއަށް ފެނުން ކެނޑުގައި ހުރި ކަނޑުގެ ފަރާތަށް ދާ ދަނޑުގައި ދަނޑުގެ ކަނޑިއަށް
21	ފިނިވަރުން ދުވަހުތަކުގައި ފާ ފަހަރުގައި ދާ ދަނޑުން ދަނޑަށް ދާ ބަދިގެ ވިލާތަކުގައި ހުންނަ ކަނޑުގައި ހުންނަ ކަނޑުގެ ހުދުގައި
22	ދ ހަތަރުވަނަ ފަސްގަނޑ ތަކުގައި ދާ ކަނޑުގައި ހުންނ ގަނޑުގައި ހުންނ ގަނޑ ކަނޑ ގަނޑ ކަނޑ
23	ތަނިކޮށ ދިއުމާ ހަމައިގައ ގަދަ ބަލާ ފަރާތ ތަނަކ ތަނ ކަނ ގަނ ކަ
24	ފުރާ ބައިގަ ދާތަކ ތަނ ކަ ގަ ކ ގ ކ ގ ކ ގ

45	؇؈؋؊؍؎؏ؘؙؚؚؚ

65	ދަތް ތިލަދުން ފެށި ދިގުމިނު ތަކެއް ހަދާފައި ހުންނަ ދިހަ ފަރާތަކަށް ދެވޭ ވަޒީފާ ހުށަހަޅާ ފުރަތަމަ ދުވަހު
66	ތިބި ކައުންސިލަރުގެ ހޯދި ކަންކަން ފުރިހަމަ ކުރުމުގައި ކުރިއަށް ދާ ގޮތް ބަލާ ކައުންސިލަރ ހިލްމީ
67	ދެކުނު ތިމަރަފުށި ދަނޑުގައި ހުންނަ ކަނޑުގެ ފަރާތުގައި ހިންގާ ފަރާތުން ކަނޑު ބަލާ ގަސް ކެނޑުން
68	ދަނޑުވެރިކަމާ ގުޅިގެން ގެނައި ތަރައްޤީ ކަންކަމުގެ ތެރެ ކިޔެވިގެންދާ "ދިވެ ކާނާ ދެނެގަތުން" ކަންތައް
69	ތަނާ ބަ ތަކެއް ހަދައިގެން ދަނޑުވެރިކަމާ ގުޅުންހުރި ތަކެތި ތަކެއް ހިއްކަން، ތަންކަން ހިއްކަން ތިމަން ކަމެއް ކަމަށް ވިދާޅުވި ތަނުގެ
70	ކަނޑުގެ ތެރެއަށް ވަސް ލައްކަމާ، ތަނަވަސް ތަނެއްގައި ކަނޑު ދަތުރުކުރާ ފަރާތްތަކަށް ކަނޑުގެ ތެރެ ތަނަ
71	ފެނުގެ ވެރިންގެ ދަށުގައި ވަނީ ކަނޑުގެ ތެރެ ތަކެތި ވެރިންގެ ތެރެ ދިގު ވަގުތަކަށް ކަނޑުގެ ތެރެ ދަނޑުވެރިކަމާ ގުޅޭ
72	ތިމަން ކަނޑުގެ ތެރެ ތަކެތި ހިއްކާ ތަނަކަށް ކަނޑުގެ ތެރެ ތަކެތި ހިއްކާ ތަނަކަށް ދާ ގޮތުގައި ކަނޑުގެ ތެރެ ތަކެތި ހިއްކާ ތަނަކަށް ދާ ގޮތުގައި
73	ދެވަނި ހަލްގައި ހުންނަ ތަނެއް ތަކެތި ބަހައްޓާ ގޮތަށް
74	ދިވެހި ބަސް ބަހައްޓާ ގޮތަށް ބަދަލު ކުރެވިގެންދާ ބަސް ތަކެއް
75	ތަނުގައި ހިންގާ ކަންތައް ބަލާ ތަނުގައި ހުންނަ ތަކެތި ބަދަލު ކުރުމަށް ދިވެހި ބަސް ތަކެއް
76	ގ ކައުންސިލަރ ތަނަވަސްކަމާ ގުޅުންހުރި ތަކެތި ބަދަލުކުރުމަށް ފާސްކުރެވުނު ގޮތުގެ ކަންތައް
77	ތަނުގައި ތިބި ފަރާތްތަކުން ކަނޑު ދަރި ފެނުގެ ތެރެ ދާ ގޮތް
78	ދަނޑަށް، ތަކެތިތަކުން ތަނަށް، ދަނޑުގެ ތެރެ، ދިގު، ދަނޑު، ދަނޑުވެރިކަމާ، ދަނ
79	ދިވެހިންގެ، ދިވެހިރާ، ފަތުރުވެ، ދަނޑުވެރިކަމާ، ދަނޑުގެ، ދަނޑުން، ދަނ، ދިގު، ދަނ
80	ދިވެ، ތިމަންގެ، ތަކެތި، ތަކެތީ، ތަކެތި، ދަނޑުވެރިކަމާ، ތަކެތި
81	ކަނޑު، ތަކެތި، ތަކެތި، ތަކެތި، ތަކެތި، ތަކެތި، ތަކެތި، ތަކެތި
82	ތަކެތި، ތަކެތި، ތަކެތި، ތަކެތި، ތަކެތި، ތަކެތި، ތަކެތި، ތަކެތި
83	ކަނޑު، ދަނޑު، ދަނޑު، ދަނ، ދަނ، ދަނ، ދަނ، ދަނ

Appendix C: Phrase list B used for recording voices for Phase Two (main) model

#	Phrase
1	ތާއީދު ފެނިދާނެ ގޮތަކާ ތަދުވެގެން ތަނަވަސް ވަންނާނެ ދުވަސް ކިތަންތަ ތާނގ
2	ހަނގު ކަލޮތަށްވެސް ދިއުމަށް ތަފާތެއް ވަދެ
3	ކަލޯ ހަމަނުވާ ކަހަލަ ގޮތަކަށް ވިސްނަމުންދާ ފަދައިން ފެނިގެ
4	ފ ށ ށ ކަށ ގަސްވިއަ
5	ތުބަކާ ތަދިވިސް ތަހައްދަ ކަހަލަ ގޮތަށް ކަންކަން" ތިއުގަ ލޮންގެ
6	ހަތިކަމުގެ ގަބޫލު ކޮށާ ދަތިވާ ތަނަކަށ ހިތްވަރުގަދަ ތުރުވެ ތުރ ތުގ "،
7	ތުހަލާ ތިލަނބަރު ދިގު ތާނގެ ކަލަބު ކަތަ ކަހައިތުގ ތަނަވަސްކުރ
8	ފިލައިގެ ބޮލުގެ ތަކަނދަރިކަމަށ ތުމ ގަބުލުގ ފެނުމުގ ފިލައިގ ފަހު ދަނޑުގެ ދަށ ދަނޑުގ ފަހަރަކ ކަންތައ ކަމަށ ދިއ ތުގ ތުމ ތުއ ތަކަށ ކަމަށ ކަ
9	ކަނ ހުންނަތަށ ބާވަތ ތަނިކ ތުގ ގަބުލުގ ފަހަނ، ބާވަތ ތަކަށ ތަކަށ ފަހަނ ކަހަލަ ކަމ ތަކ
10	ތަކަށ ތާކަތަށ ތަކަށ ތަކަށ ތަކަށ ތަކަށ ތަކަށ ތަކަށ ތަކަށ ތަކަށ ތަކަށ ތަކ
11	ތަނަށ ތުގ ތިގ ގަފާ
12	ތިއުގ ގަނގ ގަބަކ ފަތަކަށ ތަކ ދުވ ހިތ ކ
13	ފިލ ކަށ ތާވ ތިލ ހަކ ތިއ ކަނ ކަބަކަށ ތާވ ކަނ ކަބަކަށ ތަކ ک
14	ތަކަށ ކަށ ކ ކ ކ ކ ކ ކ ކ ކ ک ک ک

28	ލިޔުންތަކާ ގުޅިގަތުމަށް ފަސޭހަ ގޮތެއް ހޯދުމަށް ވެދާނެ، ބަދަލު ދިނުމާ ގުޅިގެން ކަނޑައަޅާ ގޮތްތައް ބަލައި ގެންގުޅުން
29	ކަމުގައި ދެކޭނެ ފަ ހުށަހެޅި ގޮތަށް ކަންކަން ކުރެވޭ ގޮތް
30	ލ ތިރީގައިވާ ގޮތަށް ފާސްކޮށް ދޫކުރާނެ
31	ގާތަރ ޔުނިވަރސިޓީ ތަރައްޤީ ކުރުން
32	ތަރައްޤީ ލ ފެނުންތިރީ ދިރިއުޅުގެ ތަކެތި ތަކެތި ތަކެތި
33	ގ ލިޔުގެ ކުންފަ ވަކާލަތު ތަރައްޤީގެ ދ ވަކި ތިއާދާ ގަނޑަށް
34	ދާގަ ގައުދ ފަތުވެރިކަން ލިބިފައިވާ "ޔ" ފުރަތަ
35	ދާނ ލައިސަންސް ވަނީ ގ ކަނޑުގައި ކަ
36	ތަކުރުދާނާ ގައުދުން ދުނިޔ ގ ލިޔުން ދާންނަ
37	ތަފާ ކަނ ހަލުވިގެން ދާނ ގ ކަނ ތަކެ ކަނ ދިވެހިރާއްޖ ކަނ ގ ކަނ ދާ ލ ކަނ ދ ގ ކަ ދ ގ ކ ދ ގ ކ ދ ގ ކ

51	ތުހުމާ ދިނުމަށް ހިތްވަރު ދެއްވުމަށް ދުޢާ ކުރަމުންދާ ހުރިހާ ބައެއްގެ ހަނދާނުގައި
52	ތަކެއްޗާ ގުޅިގެން ކަންކަމުގައި ހަމަ ހަމަ ގޮތަށް ކަންކަން ކުރެވުމަކީ ތަރައްގީ ކުރުމުގެ ގޮތުގައި ދެ ބަޔަކު
53	ތަނުގައި ހުންނަ ބަލިކަށި ބަލި ދެން ދިގުދިގު ދުވަސްތަކަށް ދިގުދިގު ދުވަސްތަކަށް ދިގުދިގު ދުވަސްތަކަށް
54	ތަކެއްޗާ ގުޅިގެން ކަންކަމުގައި ހަމަ ހަމަ ގޮތަށް ކަންކަން ކުރެވުމަކީ ތަރައްގީ ކުރުމުގެ ގޮތުގައި ދެ ބަޔަކު
55	ދެކޮޅު ހިފާފަ ކަނޑައަޅާ ހުރިހާ ކަންތައްތަކަށް ވެސް ތަފާތު ގޮތަކަށް ބަލާ ބަލައި
56	ތަނުގައި ހުރި ކަނޑައަޅާ ފ ތަކެއްޗާ ގުޅިގެން ތަކެއްޗާ ގުޅިގެން ތަކެއްޗާ ގުޅިގެން ތަކެއްޗާ ގުޅިގެން ތަކެއްޗާ
57	ތިމަން ދާދި ދުވަސްތަކަށް ކުރިން ދިވެހި ބަސް ދަންނަ ބައެއް ބަލި ކުރެވުނު ކަމަށް ވަނީ ދެ ދުވަހުގެ ކުރިން
58	ކަންތައް ކުރަން ބޭނުންވާ ގޮތަށް ކަންތައް ކުރަން ބޭނުންވާ ގޮތަށް ކަންތައް ކުރަން ބޭނުންވާ ގޮތަށް
59	ތަކެއްތަކެއް ބަލައިގަނެ ކަންކަމުގައި ހަމަ ހަމަ ގޮތަށް ކަންކަން ކުރެވުމަކީ ތަރައްގީ ކުރުމުގެ ގޮތުގައި
60	ތަ ކަމުގައި ތިބި ބަލި ދެން ދިގުދިގު ދުވަސްތަކަށް ދިގުދިގު ދުވަސްތަކަށް ދިގުދިގު ދުވަސްތަކަށް
61	ހ ތަކެއްޗާ ގުޅިގެން ކަންކަމުގައި ހަމަ ހަމަ ގޮތަށް ކަންކަން ކުރެވުމަކީ ތަރައްގީ ކުރުމުގެ ގޮތުގައި
62	ހިތަށް ތަކެއްޗާ ގުޅިގެން ކަންކަމުގައި ހަމަ ހަމަ ގޮތަށް ކަންކަން ކުރެވުމަކީ ތަރައްގީ ކުރުމުގެ ގޮތުގައި
63	ދެކޮޅު ހަދައިގެން ކަންކަމުގައި ހަމަ ހަމަ ގޮތަށް ކަންކަން ކުރެވުމަކީ ތަރައްގީ ކުރުމުގެ ގޮތުގައި
64	ހަގީގީ، ހަނިފާގެ، ހަނިފާގެ، ހަނިފާގެ، ހަނިފާގެ، ހަނިފާގެ، ހަނިފާގެ، ހަނިފާގެ، ހަނިފާގެ
65	ހަނިފާގެ، ހަނިފާގެ، ހަނިފާގެ، ހަނިފާގެ، ހަނިފާގެ، ހަނިފާގެ، ހަނިފާގެ، ހަނިފާގެ، ހަނިފާގެ
66	ހަނިފާ، ހަނިފާގެ، ހަނިފާ، ހަނިފާ، ހަނިފާ، ހަނިފާ، ހަނިފާ، ހަނިފާ، ހަނިފާ
67	ހަނިފާގެ، ހަނިފާ، ހަނިފާ، ހަނިފާ، ހަނިފާ، ހަނިފާ، ހަނިފާ، ހަނިފާ، ހަނިފާ
68	ހަނިފާ، ހަނިފާ، ހަނިފާ، ހަނިފާ، ހަނިފާ، ހަނިފާ، ހަނިފާ، ހަނިފާ، ހަނިފާ
69	ހަނިފާ، ހަނިފާ، ހަނިފާ، ހަނިފާ، ހަނިފާ، ހަނިފާ، ހަނިފާ، ހަނިފާ، ހަނިފާ
70	ހަނިފާ، ހަނިފާ، ހަނިފާ، ހަނިފާ، ހަނިފާ، ހަނިފާ، ހަނިފާ، ހަނިފާ، ހަނިފާ
71	ހަނިފާ، ހަނިފާ، ހަނިފާ، ހަނިފާ، ހަނިފާ، ހަނިފާ، ހަނިފާ، ހަނިފާ، ހަނިފާ
72	ހަނިފާ، ހަނިފާ، ހަނިފާ، ހަނިފާ، ހަނިފާ، ހަނިފާ، ހަނިފާ، ހަނިފާ، ހަނިފާ
73	ހަނިފާ، ހަނިފާ، ހަނިފާ، ހަނިފާ، ހަނިފާ، ހަނިފާ، ހަނިފާ، ހަނިފާ، ހަނިފާ
74	ހަނިފާ، ހަނިފާ، ހަނިފާ، ހަނިފާ، ހަނިފާ، ހަނިފާ، ހަނިފާ، ހަނިފާ، ހަނިފާ
75	ހަނިފާ، ހަނިފާ، ހަނިފާ، ހަނިފާ، ހަނިފާ، ހަނިފާ، ހަނިފާ، ހަނިފާ، ހަނިފާ
76	ހަނިފާ، ހަނިފާ، ހަނިފާ، ހަނިފާ، ހަނިފާ، ހަނިފާ، ހަނިފާ، ހަނިފާ، ހަނިފާ
77	ހަނިފާ، ހަނިފާ، ހަނިފާ، ހަނިފާ، ހަނިފާ، ހަނިފާ، ހަނިފާ، ހަނިފާ، ހަނިފާ

78	ހަދިޔާތަކެއް، ހަދިޔާދިނުން، ހަދިޔާދީގެންވާ، ހަދިޔާދީގެންވާ، ހަދިޔާދީގެންވާ، ހަދިޔާދީގެންވާ
79	ހަދިޔާދީގެންވާ، ހަދިޔާދީގެންވާ، ހަދިޔާދީގެންވާ، ހަދިޔާދީގެންވާ، ހަދިޔާދީގެންވާ، ހަދިޔާދީގެންވާ
80	ހަމަނާގަ، ހަމަނާތ، ހަމަނާ، ހައިސް، ހައިދ، ހަމަނާ، ހަމަނާ، ހަމަނާ
81	ހަމަނާ، ހަމަ، ހަމަ، ހަމަ، ހަމަ، ހަމަ، ހަމަ، ހަމަ
82	ހަދަނާ، ހަދަ، ހަދަ، ހަދަ، ހަދަ، ހަދަ، ހަދަ، ހަދ
83	ހަދ، ހަދ، ހަދ، ހަދ، ހަދ، ހަދ، ހަދ، ހަދ
84	ހަދ، ހ، ހ، ހ، ހ، ހ، ހ، ހ
85	ހ، ހ، ހ، ހ، ހ، ހ، ހ، ހ
86	ހ، ހ، ހ، ހ، ހ، ހ، ހ، ހ
87	ހ، ހ، ހ، ހ، ހ، ހ، ހ، ހ
88	ހ، ހ، ހ، ހ، ހ، ހ، ހ، ހ
89	ހ، ހ، ހ، ހ، ހ، ހ، ހ، ހ
90	ހ، ހ، ހ، ހ، ހ، ހ، ހ، ހ
91	ހ، ހ، ހ، ހ، ހ، ހ، ހ، ހ
92	ހ، ހ، ހ، ހ، ހ، ހ، ހ، ހ
93	ހ، ހ، ހ، ހ، ހ، ހ، ހ، ހ
94	ހ، ހ، ހ، ހ، ހ، ހ، ހ، ހ
95	ހ، ހ، ހ، ހ، ހ، ހ، ހ، ހ
96	ހ، ހ، ހ، ހ، ހ، ހ، ހ، ހ
97	ހ، ހ، ހ، ހ، ހ، ހ، ހ، ހ
98	ހ، ހ، ހ، ހ، ހ، ހ، ހ، ހ
99	ހ، ހ، ހ، ހ، ހ، ހ، ހ، ހ
100	ހ، ހ، ހ، ހ، ހ، ހ، ހ، ހ
101	ހ، ހ، ހ، ހ، ހ، ހ، ހ، ހ
102	ހ، ހ، ހ، ހ، ހ، ހ، ހ، ހ
103	ހ، ހ، ހ، ހ، ހ، ހ، ހ، ﷲ
104	ހ، ހ، ހ، ހ، ހ، ހ، ހ، ހ
105	ހ، ހ، ހ، ހ، ހ، ހ، ހ، ހ
106	ހ، ހ، ހ، ހ، ހ، ހ، ހ، ހ
107	ހ، ހ، ހ، ހ، ހ، ހ، ހ، ހ
108	ހ، ހ، ހ، ހ، ހ، ހ، ހ، ހ

109	ދިވެހި، ދިވެހިބަހުން، ދިވެހިބަހުގެ، ދިވެހިބަހުގައި، ދިވެހިބަހުގެ، ދިވެ، ދިވެހިން، ދިވެހިންނާ، ދިވެ، ދިވެހިންނަށް
110	ދިވެހިންނަށް، ދިވެހިންނާ، ދިވެހިންނާއިމެދުގެ، ދިވެހިންގެ، ދިވެހިންނާ، ދިވެ، ދިވެހިންނާ
111	ދިވެހިން، ދިވެ، ދިވެހިންނާ، ދިވެހިންގެ، ދިވެ، ދިވެހިންނާ، ދިވެހިންނާ، ދިވެ، ދިވެ
112	ދިވެ، ދިވެހިން، ދިވެހިންނާ، ދިވެހިންގެ، ދިވެ، ދިވެހިންނާ، ދިވެ، ދިވެ، ދިވެ
113	ދިވެ، ދިވެ، ދިވެ، ދިވެ، ދިވެ، ދިވެ، ދިވެ، ދިވެ، ދިވެ
114	ދިވެ، ދިވެ، ދިވެ، ދިވެ، ދިވެ، ދިވެ، ދިވެ
115	ދިވެ، ދިވެ، ދިވެ، ދިވެ، ދިވެ، ދިވެ، ދިވެ
116	ދިވެ، ދިވެ، ދިވެ، ދިވެ، ދިވެ، ދިވެ، ދިވެ
117	ދިވެ، ދިވެ، ދިވެ، ދިވެ، ދިވެ، ދިވެ، ދިވެ
118	ދި، ދިވެ، ދިވެ، ދިވެ، ދިވެ، ދިވެ، ދިވެ، ދިވެ
119	ދިވެ، ދިވެ، ދިވެ، ދިވެ، ދިވެ، ދިވެ، ދިވެ، ދިވެ، ދިވެ
120	ދިވެ، ދިވެ، ދިވެ، ދިވެ، ދިވެ، ދިވެ، ދިވެ، ދިވެ
121	ދިވެ، ދިވެ، ދިވެ، ދިވެ، ދިވެ، ދިވެ، ދިވެ، ދިވެ
122	ދިވެ، ދިވެ، ދިވެ، ދިވެ، ދިވެ، ދިވެ، ދިވެ، ދިވެ
123	ދިވެ، ދިވެ، ދިވެ، ދިވެ، ދިވެ، ދިވެ، ދިވެ، ދިވެ، ދިވެ
124	ދިވެ، ދިވެ، ދިވެ، ދިވެ، ދިވެ، ދިވެ، ދިވެ، ދިވެ، ދިވެ
125	ދިވެ، ދިވެ، ދިވެ، ދިވެ، ދިވެ، ދިވެ، ދިވެ، ދިވެ، ދިވެ
126	ދިވެ، ދިވެ، ދިވެ، ދިވެ، ދިވެ، ދިވެ، ދިވެ، ދިވެ، ދިވެ
127	ދިވެ، ދިވެ، ދިވެ، ދިވެ، ދިވެ، ދިވެ، ދިވެ، ދިވެ، ދިވެ
128	ދިވެ، ދިވެ، ދިވެ، ދިވެ، ދިވެ، ދިވެ، ދިވެ، ދިވެ، ދިވެ
129	ދިވެ، ދިވެ، ދިވެ، ދިވެ، ދިވެ، ދިވެ، ދިވެ، ދިވެ، ދިވެ
130	ދިވެ، ދިވެ، ދިވެ، ދިވެ، ދިވެ، ދިވެ، ދިވެ، ދިވެ، ދިވެ
131	ދިވެ، ދިވެ، ދިވެ، ދިވެ، ދިވެ، ދިވެ، ދިވެ، ދިވެ، ދިވެ
132	ދިވެ، ދިވެ، ދިވެ، ދިވެ، ދިވެ، ދިވެ، ދިވެ، ދިވެ
133	ދިވެ، ދިވެ، ދިވެ، ދިވެ، ދިވެ، ދިވެ، ދިވެ، ދިވެ، ދިވެ
134	ދިވެ، ދިވެ، ދިވެ، ދިވެ، ދިވެ، ދިވެ، ދިވެ، ދިވެ، ދިވެ
135	ދިވެ، ދިވެ، ދިވެ، ދިވެ، ދިވެ، ދިވެ، ދިވެ، ދިވެ، ދިވެ
136	ދިވެ، ދިވެ، ދިވެ، ދިވެ، ދިވެ، ދިވެ، ދިވެ، ދިވެ، ދިވެ
137	ދިވެ، ދިވެ، ދިވެ، ދިވެ، ދިވެ، ދިވެ، ދިވެ، ދިވެ، ދިވެ
138	ދިވެ، ދިވެ، ދިވެ، ދިވެ، ދިވެ، ދިވެ، ދިވެ، ދިވެ، ދިވެ
139	ދިވެ، ދިވެ، ދިވެ، ދިވެ، ދިވެ، ދިވެ، ދިވެ، ދިވެ، ދިވެ

140	ދިވެހިނާ، ދިވެހިންނާ، ދިވެހި، ދިވެ، ދިވެހިންގެ، ދިވެހިންނަށް، ދިވެހިންނަށާ، ދިވެހިންނަށް، ދިވެހިންނަށާ، ދިވެހިންނަށާއި
141	ދިވެހިންނާ، ދިވެހިންގެ، ދިވެހިންނަށް، ދިވެހިންނަށާ، ދިވެހިންނާ، ދިވެހިންނަށާއި، ދިވެހިންނަށާއި، ދިވެހިންނަށާ، ދިވެހިންގެ
142	ދިވެހިންނަށާ، ދިވެހިންނަށާއި، ދިވެހިންނާ، ދިވެހިންގެ، ދިވެހިންނަށް، ދިވެހިންނަށާ، ދިވެހިންނަށާއި، ދިވެހިންނާ، ދިވެހިންގެ
143	ދިވެހިންނަށް، ދިވެހިންނަށާ، ދިވެހިންނަށާއި، ދިވެހިންނާ، ދިވެހިންގެ، ދިވެހިންނަށާ، ދިވެހިންނަށް، ދިވެހިންނަށާއި، ދިވެހިންނާ، ދިވެހިންގެ
144	ދިވެހިންނަށާ، ދިވެހިންނަށް، ދިވެހިންނަށާއި، ދިވެހިންނާ، ދިވެހިންގެ، ދިވެހިންނަށާ، ދިވެހިންނަށް، ދިވެހިންނަށާއި، ދިވެހިންނާ، ދިވެހިންގެ
145	ދިވެހިންނަށް، ދިވެހިންނަށާ، ދިވެހިންނަށާއި، ދިވެހިންނާ، ދިވެހިންގެ، ދިވެހިންނަށާ، ދިވެހިންނަށް، ދިވެހިންނަށާއި، ދިވެހިންނާ، ދިވެހިންގެ
146	ދިވެހިންނަށް، ދިވެހިންނަށާ، ދިވެހިންނަށާއި، ދިވެހިންނާ، ދިވެހިންގެ، ދިވެހިންނަށާ، ދިވެހިންނަށް، ދިވެހިންނަށާއި، ދިވެހިންނާ، ދިވެހިންގެ
147	ދިވެހިންނަށް، ދިވެހިންނަށާ، ދިވެހިންނަށާއި، ދިވެހިންނާ، ދިވެހިންގެ، ދިވެހިންނަށާ، ދިވެހިންނަށް، ދިވެހިންނަށާއި، ދިވެހިންނާ، ދިވެހިންގެ
148	ދިވެހިންނަށް، ދިވެހިންނަށާ، ދިވެހިންނަށާއި، ދިވެހިންނާ، ދިވެހިންގެ، ދިވެހިންނަށާ، ދިވެހިންނަށް، ދިވެހިންނަށާއި، ދިވެހިންނާ، ދިވެހިންގެ
149	ދިވެހިންނަށް، ދިވެހިންނަށާ، ދިވެހިންނަށާއި، ދިވެހިންނާ، ދިވެހިންގެ، ދިވެހިންނަށާ، ދިވެހިންނަށް، ދިވެހިންނަށާއި، ދިވެހިންނާ، ދިވެހިންގެ
150	ދިވެހިންނަށް، ދިވެހިންނަށާ، ދިވެހިންނަށާއި، ދިވެހިންނާ، ދިވެހިންގެ، ދިވެހިންނަށާ، ދިވެހިންނަށް، ދިވެހިންނަށާއި، ދިވެހިންނާ، ދިވެހިންގެ
151	ދިވެހިންނަށް، ދިވެހިންނަށާ، ދިވެހިންނަށާއި، ދިވެހިންނާ، ދިވެހިންގެ، ދިވެހިންނަށާ، ދިވެހިންނަށް، ދިވެހިންނަށާއި، ދިވެހިންނާ، ދިވެހިންގެ
152	ދިވެހިންނަށް، ދިވެހިންނަށާ، ދިވެހިންނަށާއި، ދިވެހިންނާ، ދިވެހިންގެ، ދިވެހިންނަށާ، ދިވެހިންނަށް، ދިވެހިންނަށާއި، ދިވެހިންނާ، ދިވެހިންގެ
153	ދިވެހިންނަށް، ދިވެހިންނަށާ، ދިވެހިންނަށާއި، ދިވެހިންނާ، ދިވެހިންގެ، ދިވެހިންނަށާ، ދިވެހިންނަށް، ދިވެހިންނަށާއި، ދިވެހިންނާ، ދިވެހިންގެ
154	ދިވެހިންނަށް، ދިވެހިންނަށާ، ދިވެހިންނަށާއި، ދިވެހިންނާ، ދިވެހިންގެ، ދިވެހިންނަށާ، ދިވެހިންނަށް، ދިވެހިންނަށާއި، ދިވެހިންނާ، ދިވެހިންގެ
155	ދިވެހިންނަށް، ދިވެހިންނަށާ، ދިވެހިންނަށާއި، ދިވެހިންނާ، ދިވެހިންގެ، ދިވެހިންނަށާ، ދިވެހިންނަށް، ދިވެހިންނަށާއި، ދިވެހިންނާ، ދިވެހިންގެ
156	ދިވެހިންނަށް، ދިވެހިންނަށާ، ދިވެހިންނަށާއި، ދިވެހިންނާ، ދިވެހިންގެ، ދިވެހިންނަށާ، ދިވެހިންނަށް، ދިވެހިންނަށާއި، ދިވެހިންނާ، ދިވެހިންގެ
157	ދިވެހިންނަށް، ދިވެހިންނަށާ، ދިވެހިންނަށާއި، ދިވެހިންނާ، ދިވެހިންގެ، ދިވެހިންނަށާ، ދިވެހިންނަށް، ދިވެހިންނަށާއި، ދިވެހިންނާ، ދިވެހިންގެ
158	ދިވެހިންނަށް، ދިވެހިންނަށާ، ދިވެހިންނަށާއި، ދިވެހިންނާ، ދިވެހިންގެ، ދިވެހިންނަށާ، ދިވެހިންނަށް، ދިވެހިންނަށާއި، ދިވެހިންނާ، ދިވެހިންގެ
159	ދިވެހިންނަށް، ދިވެހިންނަށާ، ދިވެހިންނަށާއި، ދިވެހިންނާ، ދިވެހިންގެ، ދިވެހިންނަށާ، ދިވެހިންނަށް، ދިވެހިންނަށާއި، ދިވެހިންނާ، ދިވެހިންގެ
160	ދިވެހިންނަށް، ދިވެހިންނަށާ، ދިވެހިންނަށާއި، ދިވެހިންނާ، ދިވެހިންގެ، ދިވެހިންނަށާ، ދިވެހިންނަށް، ދިވެހިންނަށާއި، ދިވެހިންނާ، ދިވެހިންގެ
161	ދިވެހިންނަށް، ދިވެހިންނަށާ، ދިވެހިންނަށާއި، ދިވެހިންނާ، ދިވެހިންގެ، ދިވެހިންނަށާ، ދިވެހިންނަށް، ދިވެހިންނަށާއި، ދިވެހިންނާ، ދިވެހިންގެ
162	ދިވެހިންނަށް، ދިވެހިންނަށާ، ދިވެހިންނަށާއި، ދިވެހިންނާ، ދިވެހިންގެ، ދިވެހިންނަށާ، ދިވެހިންނަށް، ދިވެހިންނަށާއި، ދިވެހިންނާ، ދިވެހިންގެ
163	ދިވެހިންނަށް، ދިވެހިންނަށާ، ދިވެހިންނަށާއި، ދިވެހިންނާ، ދިވެހިންގެ، ދިވެހިންނަށާ، ދިވެހިންނަށް، ދިވެހިންނަށާއި، ދިވެހިންނާ، ދިވެހިންގެ
164	ދިވެހިންނަށް، ދިވެހިންނަށާ، ދިވެހިންނަށާއި، ދިވެހިންނާ، ދިވެހިންގެ، ދިވެހިންނަށާ، ދިވެހިންނަށް، ދިވެހިންނަށާއި، ދިވެހިންނާ، ދިވެހިންގެ
165	ދިވެހިންނަށް، ދިވެހިންނަށާ، ދިވެހިންނަށާއި، ދިވެހިންނާ، ދިވެހިންގެ، ދިވެހިންނަށާ، ދިވެހިންނަށް، ދިވެހިންނަށާއި، ދިވެހިންނާ، ދިވެހިންގެ
166	ދިވެހިންނަށް، ދިވެހިންނަށާ، ދިވެހިންނަށާއި، ދިވެހިންނާ، ދިވެހިންގެ، ދިވެހިންނަށާ، ދިވެހިންނަށް، ދިވެހިންނަށާއި، ދިވެހިންނާ، ދިވެހިންގެ
167	ދިވެހިންނަށް، ދިވެހިންނަށާ، ދިވެހިންނަށާއި، ދިވެހިންނާ، ދިވެހިންގެ، ދިވެހިންނަށާ، ދިވެހިންނަށް، ދިވެހިންނަށާއި، ދިވެހިންނާ، ދިވެހިންގެ
168	ދިވެހިންނަށް، ދިވެހިންނަށާ، ދިވެހިންނަށާއި، ދިވެހިންނާ، ދިވެހިންގެ، ދިވެހިންނަށާ، ދިވެހިންނަށް، ދިވެހިންނަށާއި، ދިވެހިންނާ، ދިވެހިންގެ
169	ދިވެހިންނަށް، ދިވެހިންނަށާ، ދިވެހިންނަށާއި، ދިވެހިންނާ، ދިވެހިންގެ، ދިވެހިންނަށާ، ދިވެހިންނަށް، ދިވެހިންނަށާއި، ދިވެހިންނާ، ދިވެހިންގެ
170	ދިވެހިންނަށް، ދިވެހިންނަށާ، ދިވެހިންނަށާއި، ދިވެހިންނާ، ދިވެހިންގެ، ދިވެހިންނަށާ، ދިވެހިންނަށް، ދިވެހިންނަށާއި، ދިވެހިންނާ، ދިވެހިންގެ

171	؋ؚ؈ٛ؏ٛ؍ٛ، ؋ٛ؏ٛ، ؋ٛ؎ٛ، ؋ٛ، ؋ٛ؋ٛ؈ٛ، ؋ٛ؎ٛ؍ٛ، ؋ٛ؎ٛ؈ٛ، ؋ٛ؍ٛ، ؋ٛ؈ٛ؋ٛ؏ٛ، ؋ٛ؈ٛ؋ٛ؈ٛ، ؋ٛ؈ٛ؍ٛ
172	؋ٛ؈ٛ؎ٛ؈ٛ، ؋ٛ؈ٛ؍ٛ؈ٛ؈ٛ؏ٛ، ؋ٛ؏ٛ، ؋ٛ؈ٛ؋ٛ؈ٛ، ؋ٛ؈ٛ؋ٛ؏ٛ؈ٛ؋ٛ؍ٛ، ؋ٛ؈ٛ، ؋ٛ؈ٛ؍ٛ، ؋ٛ؈ٛ؈ٛ؏ٛ، ؋ٛ؈ٛ؍ٛ؈ٛ؈ٛ؍ٛ؍ٛ
173	؋ٛ؈ٛ؍ٛ؈ٛ؎ٛ؏ٛ؈ٛ، ؋ٛ؈ٛ؈ٛ؍ٛ؈ٛ؈ٛ؈ٛ، ؋ٛ؈ٛ؋ٛ؏ٛ، ؋ٛ؈ٛ؋ٛ؈ٛ، ؋ٛ؈ٛ؋ٛ؍ٛ؈ٛ، ؋ٛ؈ٛ؋ٛ؈ٛ، ؋ٛ؈ٛ؍ٛ، ؋ٛ؈ٛ؋ٛ؈ٛ؈ٛ؏ٛ؈ٛ؍ٛ
174	؋ٛ؈ٛ، ؋ٛ؈ٛ؍ٛ؈ٛ؈ٛ؈ٛ، ؋ٛ؈ٛ؋ٛ؈ٛ؈ٛ، ؋ٛ؈ٛ؋ٛ؍ٛ؈ٛ؈ٛ، ؋ٛ؈ٛ؋ٛ؈ٛ؈ٛ؈ٛ؈ٛ، ؋ٛ؈ٛ؋ٛ؈ٛ، ؋ٛ؈ٛ؈ٛ؈ٛ، ؋ٛ؈ٛ؍ٛ؈ٛ، ؋ٛ؈ٛ؍ٛ؈ٛ؈ٛ؏ٛ، ؋ٛ؈ٛ؍ٛ؈ٛ؈ٛ؎ٛ
175	؋ٛ؈ٛ؍ٛ؈ٛ؏ٛ؈ٛ، ؋ٛ؈ٛ؍ٛ؈ٛ؈ٛ؏ٛ؈ٛ؍ٛ؈ٛ؈ٛ، ؋ٛ؈ٛ؋ٛ؈ٛ؏ٛ؈ٛ؍ٛ؈ٛ؈ٛ، ؋ٛ؈ٛ؋ٛ؈ٛ؈ٛ، ؋ٛ؈ٛ؋ٛ؈ٛ؈ٛ، ؋ٛ؈ٛ؋ٛ؈ٛ؈ٛ، ؋ٛ؈ٛ؋ٛ؈ٛ؈ٛ؏ٛ، ؋ٛ؈ٛ؋ٛ؈ٛ؈ٛ؈ٛ
176	؋ٛ؈ٛ؈ٛ، ؋ٛ؈ٛ؋ٛ؈ٛ؏ٛ، ؋ٛ؈ٛ؋ٛ؈ٛ، ؋ٛ؈ٛ؋ٛ؈ٛ؈ٛ، ؋ٛ؈ٛ؋ٛ؈ٛ؍ٛ؈ٛ؈ٛ، ؋ٛ؈ٛ؋ٛ؈ٛ؍ٛ؈ٛ، ؋ٛ؈ٛ؋ٛ؈ٛ، ؋ٛ؈ٛ؋ٛ؈ٛ؈ٛ، ؋ٛ؈ٛ؋ٛ؈ٛ؈ٛ، ؋ٛ؈ٛ؋ٛ؈ٛ؈ٛ
177	؋ٛ؈ٛ؈ٛ، ؋ٛ؈ٛ؍ٛ؈ٛ؈ٛ، ؋ٛ؈ٛ؍ٛ؈ٛ؈ٛ؏ٛ؈ٛ؈ٛ، ؋ٛ؈ٛ؋ٛ؈ٛ؏ٛ؈ٛ؈ٛ، ؋ٛ؈ٛ؋ٛ؈ٛ؈ٛ، ؋ٛ؈ٛ؋ٛ؈ٛ؈ٛ، ؋ٛ؈ٛ؋ٛ؈ٛ؈ٛ؏ٛ؈ٛ؈ٛ، ؋ٛ؈ٛ؋ٛ؈ٛ؈ٛ؈ٛ، ؋ٛ؈ٛ؋ٛ؈ٛ؈ٛ؈ٛ
178	؋ٛ؈ٛ؋ٛ؈ٛ؈ٛ؏ٛ، ؋ٛ؈ٛ؋ٛ؈ٛ؈ٛ، ؋ٛ؈ٛ؋ٛ؈ٛ؍ٛ؈ٛ؈ٛ، ؋ٛ؈ٛ؋ٛ؈ٛ؍ٛ؈ٛ؈ٛ؏ٛ؈ٛ؈ٛ، ؋ٛ؈ٛ؋ٛ؈

202	ތުވ̈ކ̈ފ، ތ̈ރ̈ސ̈ކ̈ދ̈ގ̈ރ، ތ̈ރ̈ދ̈ފ̈ތ̈ގ̈ދ̈ގ، ތ̈ރ̈ދ̈ސ̈ކ̈ސ، ތ̈ރ̈ދ̈ބ̈ފ̈ލ̈ށ، ތ̈ރ̈ގ̈ސ، ތ̈ރ̈ކ̈ސ، ތ̈ރ̈ބ̈ގ̈ފ̈ތ̈ކ̈ސ، ތ̈ރ̈ތ̈ފ̈ދ̈
203	ތ̈ރ̈ގ̈ފ̈ތ̈ރ̈ގ̈ދ̈، ތ̈ރ̈ތ̈ގ̈ދ̈ސ، ތ̈ރ̈ގ̈ބ̈ފ̈ތ̈ކ̈ސ، ތ̈ރ̈ސ̈ތ̈ކ̈ސ، ތ̈ރ̈ސ̈ގ̈ކ̈ސ، ތ̈ރ̈ސ̈ބ̈ލ̈ށ̈ސ̈ތ̈ދ̈ގ، ތ̈ރ̈ސ̈ބ̈ފ̈ލ̈، ތ̈ރ̈ސ̈ތ̈ފ̈ގ̈ކ̈ސ̈ތ̈ރ̈ކ̈
204	ތ̈ރ̈ބ̈ދ̈ކ̈ސ̈ތ̈ސ، ތ̈ރ̈ބ̈ފ̈ކ̈ގ̈ކ̈ތ̈ގ̈ދ̈ގ̈ބ̈ގ̈، ތ̈ރ̈ބ̈ފ̈ގ̈ތ̈ގ̈ތ̈ގ̈ކ̈، ތ̈ރ̈ގ̈ދ̈ގ، ތ̈ރ̈ގ̈ގ̈ک، ތ̈ރ̈ގ̈ک̈ބ̈ތ̈ک̈، ތ̈ރ̈ގ̈ف̈ک، ތ̈ރ̈ތ̈ک̈ک̈ک̈ک̈
205	ތ̈ރ̈ک̈ک̈ک̈ف̈ک̈ک̈ک̈، ތ̈ر̈ک̈ک̈ک̈ک̈ک̈، ތ̈ر̈ک̈ک̈ک̈ک̈، ތ̈ر̈ک̈ک̈ک̈ک̈ک̈ک̈ک̈، ތ̈ر̈ک̈ک̈ک̈ک̈ک̈ک̈ک̈، ތ̈ر̈ک̈ک̈ک̈ک̈، ތ̈ر̈ک̈ک̈ک̈ک̈
206	ތ̈ک̈ک̈ک̈ک̈، ک̈ک̈ک̈ک̈، ک̈ک̈ک̈ک̈، ک̈ک̈ک̈ک̈ک̈ک̈ک̈، ک̈ک̈ک̈ک̈، ک̈ک̈ک̈ک̈ک̈، ک̈ک̈ک̈ک̈، ک̈ک̈ک̈ک̈ک̈ک̈ک̈
207	ک̈ک̈، ک̈ک̈ک̈ک̈ک̈، ک̈ک̈ک̈ک̈ک̈ک̈ک̈، ک̈ک̈ک̈ک̈ک̈ک̈ک̈، ک̈ک̈ک̈ک̈ک̈، ک̈ک̈، ک̈ک̈، ک̈ک̈ک̈ک̈، ک̈ک̈ک̈ک̈
208	ک̈ک̈ک̈ک̈ک̈، ک̈ک̈ک̈ک̈، ک̈ک̈ک̈ک̈ک̈، ک̈ک̈، ک̈ک̈ک̈ک̈ک̈ک̈ک̈ک̈ک̈، ک̈ک̈، ک̈ک̈، ک̈ک̈ک̈ک̈
209	ک̈ک̈ک̈ک̈، ک̈ک̈ک̈ک̈ک̈ک̈، ک̈ک̈ک̈ک̈، ک̈ک̈ک̈، ک̈ک̈ک̈، ک̈ک̈، ک̈ک̈ک̈ک̈ک̈ک̈، ک̈ک̈ک̈ک̈
210	ک̈ک̈ک̈ک̈، ک̈ک̈ک̈ک̈، ک̈ک̈ک̈ک̈ک̈، ک̈ک̈ک̈، ک̈ک̈، ک̈ک̈ک̈ک̈ک̈ک̈ک̈ک̈، ک̈ک̈ک̈ک̈ک̈، ک̈ک̈ک̈ک̈ک̈ک̈
211	ک̈ک̈ک̈ک̈ک̈ک̈، ک̈ک̈، ک̈ک̈ک̈ک̈، ک̈ک̈ک̈ک̈ک̈ک̈، ک̈ک̈ک̈ک̈، ک̈ک̈، ک̈ک̈ک̈ک̈ک̈، ک̈ک̈، ک̈ک̈ک̈، ک̈ک̈ک̈
212	ک̈ک̈، ک̈ک̈ک̈ک̈ک̈، ک̈ک̈ک̈ک̈ک̈، ک̈ک̈ک̈ک̈، ک̈ک̈ک̈ک̈ک̈ک̈ک̈ک̈، ک̈ک̈ک̈ک̈، ک̈ک̈ک̈ک̈، ک̈ک̈ک̈ک̈ک̈، ک̈ک̈ک̈ک̈ک̈ک̈
213	ک̈ک̈ک̈ک̈ک̈ک̈ک̈ک̈، ک̈ک̈ک̈ک̈ک̈ک̈، ک̈ک̈ک̈ک̈ک̈، ک̈ک̈ک̈ک̈، ک̈ک̈ک̈ک̈، ک̈ک̈ک̈ک̈ک̈ک̈، ک̈ک̈ک̈
214	ک̈ک̈ک̈ک̈، ک̈ک̈، ک̈ک̈ک̈ک̈ک̈، ک̈ک̈ک̈ک̈ک̈، ک̈ک̈ک̈ک̈، ک̈ک̈ک̈ک̈، ک̈ک̈ک̈ک̈، ک̈ک̈ک̈ک̈، ک̈ک̈ک̈ک̈ک̈ک̈
215	ک̈ک̈ک̈ک̈، ک̈ک̈ک̈ک̈ک̈ک̈ک̈، ک̈ک̈ک̈ک̈ک̈ک̈، ک̈ک̈ک̈ک̈ک̈ک̈ک̈ک̈، ک̈ک̈ک̈ک̈ک̈ک̈، ک̈ک̈ک̈ک̈، ک̈ک̈، ک̈ک̈ک̈، ک̈ک̈ک̈ک̈
216	ک̈ک̈ک̈ک̈ک̈، ک̈ک̈ک̈ک̈، ک̈ک̈ک̈ک̈، ک̈ک̈ک̈ک̈ک̈ک̈ک̈ک̈، ک̈ک̈ک̈ک̈ک̈ک̈ک̈، ک̈ک̈ک̈ک̈، ک̈ک̈ک̈ک̈، ک̈ک̈ک̈ک̈، ک̈ک̈ک̈ک̈ک̈ک̈
217	ک̈ک̈ک̈ک̈ک̈ک̈ک̈، ک̈ک̈ک̈ک̈، ک̈ک̈ک̈ک̈، ک̈ک̈ک̈ک̈، ک̈ک̈ک̈ک̈، ک̈ک̈، ک̈ک̈ک̈ک̈ک̈ک̈ک̈، ک̈ک̈ک̈ک̈ک̈ک̈، ک̈ک̈ک̈ک̈، ک̈ک̈ک̈ک̈ک̈ک̈
218	ک̈ک̈ک̈ک̈ک̈، ک̈ک̈ک̈ک̈ک̈ک̈ک̈، ک̈ک̈ک̈، ک̈ک̈، ک̈ک̈، ک̈ک̈ک̈ک̈، ک̈ک̈ک̈ک̈، ک̈ک̈ک̈ک̈ک̈، ک̈ک̈ک̈ک̈ک̈ک̈
219	ک̈ک̈ک̈، ک̈ک̈ک̈، ک̈ک̈ک̈ک̈، ک̈ک̈ک̈، ک̈ک̈ک̈، ک̈ک̈ک̈، ک̈ک̈، ک̈ک̈ک̈ک̈ک̈ک̈، ک̈ک̈، ک̈ک̈ک̈ک̈ک̈ک̈
220	ک̈ک̈ک̈ک̈، ک̈ک̈ک̈ک̈ک̈، ک̈ک̈ک̈ک̈، ک̈ک̈ک̈، ک̈ک̈ک̈ک̈، ک̈ک̈ک̈ک̈ک̈ک̈ک̈ک̈ک̈، ک̈ک̈ک̈ک̈، ک̈ک̈، ک̈ک̈
221	ک̈ک̈ک̈ک̈، ک̈ک̈ک̈ک̈، ک̈ک̈ک̈، ک̈ک̈، ک̈ک̈ک̈ک̈ک̈ک̈، ک̈ک̈ک̈ک̈ک̈ک̈ک̈ک̈، ک̈ک̈ک̈ک̈ک̈ک̈، ک̈ک̈ک̈ک̈ک̈، ک̈ک̈ک̈ک̈ک̈ک̈ک̈
222	ک̈ک̈ک̈ک̈، ک̈ک̈ک̈ک̈ک̈ک̈ک̈، ک̈ک̈ک̈ک̈ک̈ک̈ک̈ک̈، ک̈ک̈ک̈ک̈، ک̈ک̈ک̈ک̈، ک̈ک̈ک̈ک̈، ک̈ک̈ک̈ک̈ک̈، ک̈ک̈ک̈ک̈، ک̈ک̈ک̈، ک̈ک̈ک̈ک̈ک̈ک̈
223	ک̈ک̈ک̈ک̈، ک̈ک̈ک̈ک̈ک̈ک̈ک̈ک̈، ک̈ک̈ک̈ک̈، ک̈ک̈ک̈ک̈ک̈، ک̈ک̈ک̈ک̈ک̈ک̈، ک̈ک̈ک̈ک̈، ک̈ک̈ک̈ک̈ک̈ک̈، ک̈ک̈ک̈، ک̈ک̈ک̈ک̈ک̈ک̈
224	ک̈ک̈ک̈ک̈ک̈ک̈، ک̈ک̈ک̈ک̈ک̈، ک̈ک̈ک̈ک̈ک̈ک̈ک̈، ک̈ک̈ک̈ک̈ک̈ک̈ک̈ک̈، ک̈ک̈ک̈، ک̈ک̈ک̈ک̈، ک̈ک̈ک̈ک̈ک̈ک̈، ک̈ک̈ک̈ک̈ک̈ک̈ک̈، ک̈ک̈ک̈ک̈ک̈ک̈
225	ک̈ک̈ک̈ک̈ک̈، ک̈ک̈، ک̈ک̈ک̈، ک̈ک̈ک̈ک̈ک̈ک̈ک̈، ک̈ک̈ک̈، ک̈ک̈ک̈ک̈ک̈، ک̈ک̈ک̈ک̈، ک̈ک̈ک̈ک̈ک̈ک̈، ک̈ک̈، ک̈ک̈
226	ک̈ک̈ک̈ک̈ک̈، ک̈ک̈، ک̈ک̈ک̈، ک̈ک̈ک̈، ک̈ک̈ک̈، ک̈ک̈ک̈ک̈، ک̈ک̈ک̈ک̈، ک̈ک̈ک̈ک̈، ک̈ک̈ک̈ک̈ک̈، ک̈ک̈ک̈ک̈ک̈ک̈
227	ک̈ک̈ک̈ک̈، ک̈ک̈، ک̈ک̈ک̈ک̈ک̈، ک̈ک̈ک̈ک̈، ک̈ک̈ک̈ک̈، ک̈ک̈ک̈ک̈، ک̈ک̈ک̈ک̈، ک̈ک̈ک̈ک̈، ک̈ک̈ک̈ک̈ک̈ک̈ک̈
228	ک̈ک̈ک̈ک̈ک̈، ک̈ک̈ک̈ک̈، ک̈ک̈ک̈ک̈، ک̈ک̈ک̈ک̈ک̈، ک̈ک̈ک̈ک̈، ک̈ک̈ک̈ک̈، ک̈ک̈ک̈ک̈، ک̈ک̈ک̈ک̈، ک̈ک̈ک̈ک̈، ک̈ک̈ک̈ک̈
229	ک̈ک̈ک̈ک̈، ک̈ک̈ک̈ک̈، ک̈ک̈ک̈ک̈، ک̈ک̈ک̈ک̈، ک̈ک̈ک̈ک̈، ک̈ک̈ک̈ک̈ک̈ک̈ک̈ک̈، ک̈ک̈ک̈ک̈ک̈ک̈، ک̈ک̈ک̈، ک̈ک̈ک̈، ک̈ک̈ک̈
230	ک̈ک̈ک̈، ک̈ک̈ک̈ک̈، ک̈ک̈ک̈ک̈ک̈ک̈، ک̈ک̈ک̈ک̈، ک̈ک̈ک̈ک̈، ک̈ک̈ک̈ک̈، ک̈ک̈ک̈ک̈، ک̈ک̈ک̈ک̈، ک̈ک̈ک̈ک̈، ک̈ک̈ک̈ک̈
231	ک̈ک̈ک̈، ک̈ک̈ک̈ک̈، ک̈ک̈ک̈ک̈ک̈، ک̈ک̈ک̈ک̈، ک̈ک̈ک̈ک̈، ک̈ک̈ک̈ک̈ک̈ک̈ک̈، ک̈ک̈ک̈ک̈ک̈ک̈ک̈، ک̈ک̈ک̈ک̈ک̈ک̈، ک̈ک̈ک̈ک̈
232	ک̈ک̈، ک̈ک̈ک̈ک̈، ک̈ک̈ک̈ک̈، ک̈ک̈ک̈ک̈، ک̈ک̈ک̈، ک̈ک̈ک̈ک̈، ک̈ک̈ک̈ک̈، ک̈ک̈ک̈ک̈ک̈ک̈، ک̈ک̈ک̈ک̈ک̈ک̈

233	؋ۇڻۇڭ، ؋ۇشڃۆڅ، ؋ۇشىۋڤ، ؋ۇش، ؋ۇڑ، ؋ۇنۇ، ؋ۇڅڅۇ، ؋ۇؤڅۇ، ؋ۇؤڅۇشۇش، ؋ۇھۇ
234	؋ۇڕشىۋڕ، ؋ۇڕشىۋ، ؋ۇڅڅۇ، ؋ۇڅۇشۇسڅۇ، ؋ۇڅۇشۇبڅ، ؋ۇڅۇڅ، ؋ۇڅڅۇ، ؋ۇڅۇ
235	؋ۇڅۇ، ؋ۇڅڅش، ؋ۇۍشۇ، ؋ۇش، ؋ۇؤش، ؋ۇش، ؋ۇۍ، ؋ۇۍ، ھۇۋۇبۇشۇۋ، ھۇ
236	ھۇھۇ، ھۇۋۇۋىش، ھۇۋۇ، ؋ۇۋۇش، ؋ۇۋۇۋۇ، ؋ۇۋۇھۇ، ؋ۇش، ش، ش، ؋ۇۋۇشۇۋۇبۇۋۇ، ش
237	؋ۇؤڅۇشۇۋىۋ، ؋ۇؤۇ

Appendix D: List of countries in Dhivehi

English name	Dhivehi name (without *thikijehi thaana*)	Dhivehi alternative name (some with *thikijehi thaana*)
Somaliland	ސޮމާލިލޭންޑް	
South Georgia and South Sandwich Islands	ސައުތު ޖޯޖިއާ ހާ ސައުތު ސެންޑްވިޗް ދަރިފުންނާ	
French Southern and Antarctic Lands	ފްރެންޗް ސައުތަރން ހާ ހިންދު ދުނިޔެ ބިން	
Palestine	ފަލަސްތީނު	ފަލަސްޠީނު
Aland Islands	ހާ ދަރިފުންނާ	
Nauru	ނައުރޫ	
Saint Martin	ސެންމާ ފާދިލް	
Tokelau	ޓޮކެލާ	
Western Sahara	ވެސްޓަރން ސަހާރާ	
Afghanistan	ހަފްގާނިސްތާން	ހަފްޤާނިސްތާން
Albania	ޖާމްޝާދާ	
Algeria	ހަލްޖީރިއާ	
American Samoa	ހުދު ދެރިއާ ސަމޯއާ	
Andorra	ހާންޑުރާ	
Angola	ހާންގޯލާ	
Anguilla	ހަންގުއިލާ	
Antigua and Barbuda	ހާންޓިގުއާ ހާ ބާބިއުޑާ	
Argentina	އާރޖެންޓީނާ	
Armenia	އާރުމީނިއާ	
Aruba	ހަރުބާ	
Australia	ޔާސްޓްރޭލިއާ	
Austria	ޔާސްޓްރިއާ	
Azerbaijan	ޒަރުބައިޖާން	
Bahamas	ބަހާމާ	
Bahrain	ބަހްރައިން	
Bangladesh	ބަންގްލަދޭޝް	
Barbados	ބާބަޑޮސް	

Belarus	؋ަ ، ؍ ؎	
Belgium	؋ ؏ ؐ ؑ ؒ	
Belize	؋ ؓ ؔ	
Benin	؋ ؕ ؖ	
Bermuda	ؗ ؘ ؙ ؚ ؛	
Bhutan	؜ ؝ ؞ ؟	
Bolivia	ؠ ء آ أ	
Bosnia and Herzegovina	ؤ ئ ا ب ة ت ث ج	
Botswana	ح خ د ذ ر	
Brazil	ز س ش ص	
British Virgin Islands	ض ط ظ ع غ ـ ف	
Brunei Darussalam	ق ك ل م ن ه و	
Bulgaria	ى ي ً ٌ	
Burkina Faso	ٍ َ ُ ِ	
Myanmar	ّ ْ ٓ ٔ ٕ	ٖ ٗ
Burundi	٘ ٙ ٚ ٛ	
Cambodia	ٜ ٝ ٞ ٟ	
Cameroon	٠ ١ ٢ ٣	
Canada	٤ ٥ ٦	
Cape Verde	٧ ٨ ٩ ٪	
Cayman Islands	٫ ٬ ٭ ٮ ٯ	
Central African Republic	ٰ ٱ ٲ ٳ ٴ	
Chad	ٵ ٶ	
Chile	ٷ ٸ	
China	ٹ ٺ	ٻ ټ
Christmas Island	ٽ پ ٿ ڀ ځ	
Cocos Islands	ڂ ڃ ڄ څ چ	
Colombia	ڇ ڈ ډ ڊ ڋ	
Comoros	ڌ ڍ ڎ ڏ ڐ	
Democratic Republic of the Congo	ڑ ڒ ړ ڔ ڕ ږ ڗ	
Republic of Congo	ژ ڙ ښ ڛ ڜ	

Cook Islands	ކުކް ތަރިގަނޑުސް	
Costa Rica	ކޮސްތަ ރީކާ	
Cote d'Ivoire	ކޯތް ޖުވާރ	ތަރިވަރ ކަސްތް
Croatia	ކްރޮއޭޝިއާ	
Cuba	ކިއުބާ	
CuraÃ§ao	ކުރަސާއޯ	
Cyprus	ސައިޕްރަސް	
Czech Republic	ޗެކް ރިޕަބްލިކް	
Denmark	ޏެންމާކް	
Djibouti	ޖިބޫޓީ	
Dominica	ޏޮމިނިކާ	
Dominican Republic	ޏޮމިނިކަން ރިޕަބްލިކް	
Ecuador	ތުކުތޭއަ	
Egypt	ތީޖިޔާ	ހިސްބު
El Salvador	ތުކް ސެލްވަޑޯ	
Equatorial Guinea	ތުކުތަގިއާ ރިތަކް ގިނި	
Eritrea	ތުރިޔާ	
Estonia	ތުސްޓޯނިއާ	
Ethiopia	ތީޔޯ ޕިއާ	
Falkland Islands	ފޯކްލަންޑް ތަރިގަނޑުސް	
Faroe Islands	ފެއްރ ތަރިގަނޑުސް	
Fiji	ފީޖީ	
Finland	ފިންލަންޑް	
France	ފްރާންސް	ފަރަންސީ ވިލާ
French Polynesia	ފްރެންޗް ޕޮލިނޭޝިއާ	
Gabon	ގަބޮން	
The Gambia	ދ ގާމްބިއާ	
Georgia	ޖޯރޖިއާ	
Germany	ޖަރުމަނީ	ޖަރުމަން
Ghana	ގާނާ	ގާނާ
Gibraltar	ޖިބްރޯލްޓަރ	

Greece	ގްރީސް	
Greenland	ގްރީންލޭންޑް	
Grenada	ގްރެނެޑާ	
Guam	ގުއަމް	
Guatemala	ގުއަޓެމާލާ	
Guernsey	ގެރިސީ	
Guinea	ގިނި	
Guinea-Bissau	ގިނި ބިސާ	
Guyana	ގުޔާނާ	
Haiti	ހެއިޓި	
Vatican City	ވެޓިކަން ސިޓީ	
Honduras	ހޮންޑުރަސް	
Hungary	ހަންގޭރި	
Iceland	ހައިސްލޭންޑް	
India	ඉންޑިޔާ	
Indonesia	ඉންޑޮނޭޝިޔާ	
Iran	ඉރާން	
Iraq	ඉރաք	ඉරාක්
Ireland	ހައިބަރނިއާ	
Isle of Man	ހައިލެ ޮފ ދަން	
Israel	ඉස්රායේල්	
Italy	ඉතාලි	
Jamaica	ජැමෙයිකා	
Japan	ජපාන්	
Jersey	ජර්සි	
Jordan	ජෝර්දාන්	
Kazakhstan	කසකස්තාන්	
Kenya	කෙන්යා	
Kiribati	කිරිබාති	කිරිබතී
North Korea	උතුරු කොරියා	උතුරු කොරියාව
South Korea	දකුණු කොරියා	දකුණු කොරියාව

Kosovo	ކޮސޮވޯ	
Kuwait	ކުވެއިޓް	
Kyrgyzstan	ކިރްގިސްތާން	
Laos	ލާއޯސް	
Latvia	ލެޓްވިއާ	
Lebanon	ލެބަނަން	ލުބުނާން
Lesotho	ލެސޯތޯ	
Liberia	ލައިބީރިއާ	
Libya	ލީބިއާ	
Liechtenstein	ލިކްޓެންސްޓައިން	ލިހްޓަންސްޓައިން
Lithuania	ލިތުއޭނިއާ	
Luxembourg	ލަކްސެމްބާގް	
Macedonia	ދަސްއެޑޯނިއާ	
Madagascar	ދެއްގަސްކަރ	ދަގަސްކަރ
Malawi	ދަލާވީ	
Malaysia	ދާލޭޝިއާ	
Maldives	ދިވެހި	ދިވެހިރާއްޖެ
Mali	ދާލީ	
Malta	ދާލްޓާ	
Marshall Islands	ދާޝަލް ތަނެއްޕާސް	
Mauritania	ދާނިޔާނިއާ	
Mauritius	ދާނިޝަސް	
Mexico	ދިމްސިކޯ	ދިރިކޯ
Federated States of Micronesia	ފެއްޑަރޭޓެޑް ސްޓޭޓްސް ތަކެ ތަނެއްތަކެއް	
Moldova	ދާލްވާ	
Monaco	ދާނަކޯ	
Mongolia	ދާންގޯލިއާ	
Montenegro	ދާންޓެނީގްރޯ	
Montserrat	ދާންޓްސެރަޓް	
Morocco	ދާނޯކޯ	ދަތުރުވެ	
Mozambique	ދާނަމްބިކް	

Namibia	ނަމީބިއާ	
Nepal	ނޭޕާލް	
Netherlands	ނެދަރލެންޑްސް	ހޮލެންޑް
New Caledonia	ނިއު ކެލެޑޮނިއާ	
New Zealand	ނިއު ޒީލެންޑް	
Nicaragua	ނިކަރަގުއާ	
Niger	ނައިޖަރ	
Nigeria	ނައިޖީރިއާ	
Niue	ނިއުއޭ	
Norfolk Island	ނޯފޮލްކް ތަރިއްސާ	
Northern Mariana Islands	ނޯދަން ޝެރިފްސް ތަރިއްސްސް	
Norway	ނޯވޭ	
Oman	ޢޮމާން	
Pakistan	ޕާކިސްތާން	
Palau	ޕަލާއު	
Panama	ޕަނަމާ	
Papua New Guinea	ޕަޕުއާ ނިއު ގިނި	
Paraguay	ޕެރަގުއޭ	ޕެރަގުއޭ
Peru	ޕެރޫ	
Philippines	ފިލިޕީންސް	
Pitcairn Islands	ޕިޓްކެއާން ތަރިއްސްސް	
Poland	ޕޯލެންޑް	
Portugal	ޕޯޗުގަލް	
Puerto Rico	ޕުއަރޓޯ ރީކޯ	
Qatar	ގަތަރ	ގަތަރ
Romania	ރޮމާނިއާ	
Russia	ރަޝިއާ	
Rwanda	ރުވާންޏާ	
Saint Barthelemy	ސެންޓް ބާތަލަމީ	
Saint Helena	ސެންޓް ހެލެނާ	
Saint Kitts and Nevis	ސެންޓް ކިޓްސް ޭއންޑް ނެވިސް	

Saint Lucia	ﷺ ﷺ ﷺ	
Saint Pierre and Miquelon	ﷺ ﷺ ﷺ ﷺ	
Saint Vincent and the Grenadines	ﷺ ﷺ ﷺ ﷺ ﷺ	
Samoa	ﷺ	
San Marino	ﷺ ﷺ	
Sao Tome and Principe	ﷺ ﷺ ﷺ ﷺ	
Saudi Arabia	ﷺ ﷺ	
Senegal	ﷺ ﷺ	
Serbia	ﷺ	
Seychelles	ﷺ ﷺ	
Sierra Leone	ﷺ ﷺ	
Singapore	ﷺ ﷺ	ﷺ ﷺ
Sint Maarten	ﷺ ﷺ	
Slovakia	ﷺ ﷺ	
Slovenia	ﷺ ﷺ	
Solomon Islands	ﷺ ﷺ ﷺ	
Somalia	ﷺ ﷺ	
South Africa	ﷺ ﷺ	
South Sudan	ﷺ ﷺ	
Spain	ﷺ	
Sri Lanka	ﷺ ﷺ	
Sudan	ﷺ	
Suriname	ﷺ ﷺ	
Svalbard	ﷺ ﷺ	
Swaziland	ﷺ ﷺ	
Sweden	ﷺ ﷺ	ﷺ ﷺ
Switzerland	ﷺ ﷺ ﷺ	
Syria	ﷺ	
Taiwan	ﷺ	
Tajikistan	ﷺ ﷺ	
Tanzania	ﷺ	

Thailand	ތައިލޭންޑް	
Timor-Leste	ޓިމޯ ލެސްޓެ	
Togo	ޓޯގޯ	
Tonga	ޓޮންގާ	
Trinidad and Tobago	ޓްރިނިޏާޑް އެންޑް ޓޮބެގޯ	
Tunisia	ޓިއުނިޝިއާ	
Turkey	ޓާކީ	ތުރުކީ ބަހުން
Turkmenistan	ތުރުކްމެނިސްތާން	
Turks and Caicos Islands	ޓާކްސް އެންޑް ކައިކޯސް ކަރަދީބު	
Tuvalu	ޓުވާލު	
Uganda	ޔުގަންޑާ	
Ukraine	ޔުކްރެއިން	
United Arab Emirates	ޔުނައިޓެޑް ޢަރަބް އެމިރޭޓްސް	
United Kingdom	ޔުނައިޓެޑް ކިންގްޑަމް	ބްރިޓިއަށް ބަހުން
United States	ޔުނައިޓެޑް ސްޓޭޓްސް	އެމެރިކާ
Uruguay	ޔުރުގွޭ	ޔުރުދޫ
Uzbekistan	ޔުޒްބެކިސްތާން	
Vanuatu	ވަނުއާޓޫ	
Venezuela	ވެނެޒުއެލާ	
Vietnam	ވިއެޓްނާމް	
US Virgin Islands	ޔޫއެސް ވަރިޖިން ކަރަދީބު	
Wallis and Futuna	ވާލިސް އެންޑް ފުޓޫނާ	
Yemen	ޔަމަން	
Zambia	ޒަމްބިއާ	
Zimbabwe	ޒިމްބާބްވޭ	
US Minor Outlying Islands	ޔޫއެސް ކައިނަރ ކަރަންޓް ކަރަދީބު	
Antarctica	އެންޓާކްޓިކާ	
Northern Cyprus	ނޯދަރްން ސައިޕްރަސް	
Hong Kong	ހޮންގ ކޮންގ	ހޮންގ ކޮންގ
Heard Island and McDonald Islands	ހާޑް ކައިލެންޑް އެންޑް ދެކޮއެންދަލް ކަރަދީބު	

British Indian Ocean Territory	ބްރިޓިޝް ހިންދު ދުނިޔެ ބިރަށް	
Macau	ކަބޫ	

Appendix E: List of team meetings

This list contains short descriptions of all meetings attended as a team, including supervisory meetings and interview sessions. This is not an exhaustive list of all time spent on the project, as much of it was also worked on individually.

Date	**Time**	**Venue**	**Present**		**Description**
			*Team**	*Others*	
Jul 24	08:30 am - 10:00 am	Royal Garden	4		Discussion about splitting work.
Jul 24	09:30 pm - 10:30 pm	MNU Central	4		Discussion about splitting work.
Jul 28	02:00 pm - 03:30 pm	MNU Central	4		Proposal/PSF discussion.
Jul 28	05:30 pm - 08:30 pm	MNU Central	4		Proposal/PSF discussion.
Jul 29	03:00 pm - 11:00 pm	MNU Central	4		Proposal/PSF draft finalization.
Aug 9	05:00 pm - 05:30 pm	FEST	4	Khalid sir	Supervisory meeting 1
Aug 11 - 12	04:00 pm - 12:00 am	MNU Central	4		Proposal finalization.
Aug 17	02:30 pm - 05:30 pm	Harbour Food Court	4		Reporting progress on individual work. Discussing and resolving any issues. - Telegram bot: halting bug - Telegram bot: UI for /review - Phrases: punctuations - Phrases: *eve*, *sheve* - Review process: what exactly to approve and reject, adding reason for rejection
Aug 29	02:00 pm - 06:00 pm	MNU Central	4		Reporting progress on individual work. Working together.
Aug 30	11:00 am - 11:30 am	MNU Central	3 (Y busy)	4 FA lecturers	Meeting with FA lecturers for linguistic/phonemic help & research.
Sep 2	01:00 pm - 01:30 pm	MNU Central	2 (Y busy, R busy)	Riyaz sir	Meeting for help with understanding Dhivehi phonetics, with respect to ASR
Sep 2	02:00 pm - 04:30 pm	MNU Central	4		Reporting progress on individual work. Working together.
Sep 3	10:00 am - 10:30 am	Royal Garden	4		Preparation for supervisory meeting

Sep 3	10:30 am - 11:00 am	FEST	4	Khalid sir	Supervisory meeting 2
Sep 4	01:00 pm - 02:00 pm	MNU Central	3 (Y busy)	Azza miss	Meeting for linguistic help (for preparation of phonetic dictionary) and corpus
Sep 4	02:00 pm - 05:00 pm	MNU Central	4		Discussion post-meeting about how to proceed with phonetic dictionary - Include only one variation for words that could be spelled in more than one way (unless spelling is vastly different) - Use right phoneme for words that are pronounced differently than they are spelled
Sep 10	05:00 pm - 08:00 pm	MNU Central	4		Training using numbers data (for midterm submission) - data preprocessing
Sep 11	08:30 pm - 11:00 pm	MNU Central	4		- Training using numbers data (for midterm submission) - testing - Discussion about midterm submission documentation
Sep 17	02:00 pm - 03:00 pm	PSM building	3 (Y busy)	PSM Staff	Asking for training data (recordings and transcripts) from news/drama
Sep 19 - 20	07:00 pm - 12:00 am	MNU Central	4		Mid-term submission finalization.
Sep 24	06:30 pm - 08:00 pm	Harbour Food Court	4		Getting ready for mid-term presentation
Sep 25	04:30 pm - 06:30 pm	MNU Central	4		Getting ready for mid-term presentation
Sep 26	12:00 pm - 03:00 pm	MNU Central	4		Finalizing mid-term presentation
Sep 26	07:00 pm - 10:00 pm	MNU Central (A-block)	4		Finalizing + rehearsing mid-term presentation
Sep 27	09:00 am - 11:00 am	FEST	4	Judges	Mid-term presentation
Sep 30	10:00 am - 12:00 pm	Academy of Dhivehi Language	4	Ashraf sir	Ask for help with corpus + reviewing process
Oct 10	09:30 am - 10:30 am	Royal Garden	4		Discussing further actions + preparation for supervisory meeting
Oct 10	04:30 pm - 07:00 pm	MNU Central	4		System presentation method(s) development
Oct 16	09:00 pm - 11:00 pm	MNU Central	4		Coming up with phrase list + discussion about what to do with *thikijehi thaana* - Remove *thikijehi thaana* from system entirely (This does not include *paviyani*, *shaa*.)

					- Keep non-*aaseenuthashi sukun* in loan words - Instruct contributors to read the phrases as-is (whenever possible) - Displayed output will also not have *thikijehi thaana*
Oct 18	01:30 pm - 02:30 pm	FEST	4	Khalid sir	Supervisory meeting 3
Oct 19	02:00 pm - 09:30 pm	FEST	4	Contributors	Recording voice data from contributors (see Appendix F) + reviewing voice data
Oct 20	10:00 am - 04:00 pm	FEST	4	Contributors	Recording voice data from contributors (see Appendix F)
Oct 23	01:00 pm - 02:00 pm	MNU Central	4		Discussing review methods + other actions going forward
Nov 8	03:00 pm - 04:00 pm	PSM building	2 (only went to fetch data)	PSM Staff	Getting audio data from selected news segments - Signed a contract detailing how the data gathered cannot be used for other purposes
Nov 12	10:30 am - 01:00 pm	MNU Central	4		Preparation for supervisory meeting
Nov 12	01:00 pm - 01:45 pm	FEST	4	Khalid sir	Supervisory meeting 4
Nov 14	04:30 pm - 08:00 pm	MNU Central	4		Reviewing audio recordings + discussion about reviewing process and documentation - *eve*, *sheve* must be corrected in transcript for wherever speaker does not pronounce the *vaavu* - *gai*, *fai* is given a pass (i.e. not corrected); same goes for *hus noonu*
Nov 16	04:30 pm - 08:00 pm	MNU Central	4		Reviewing audio recordings + splitting work for final documentation
Nov 18	08:00 pm – 10:00 pm	MNU Central	4		Compiling individual work + putting finishing touches on final documentation

* H : Hassaan, I : Ifham, R : Raaif, Y : Yameen

Appendix F: Recording sessions timetable for Phase Two

Three classrooms were booked over the course of two days for recording purposes. The plan was to reach out to whoever had the time to contribute, to schedule a slot with us. This table shows how many bookings were made prior to that weekend. Names are not included for privacy reasons.

Time		**Room 1 (FEST Q3)**	**Room 2 (FEST Q3)**	**Room 3 (FEST Q4)**
Friday, 19th October	*2pm – 3pm*	Occupied	Occupied	Occupied
	3pm – 4pm	Occupied	Occupied	
	4pm – 5pm	Occupied		
	5pm – 6pm	Occupied	Occupied	Occupied
Saturday, 20th October	*10am – 11am*	Occupied		
	11am – 12pm	Occupied		
	12pm – 1pm	**BREAK**		
	1pm – 2pm	Occupied		
	2pm – 3pm			
	3pm – 4pm	Occupied	Occupied	

The extra time was spent reviewing recorded audio clips, and inviting other students who were in the building at the time to contribute if they wished to.