




MINISTRY OF GENDER, FAMILY AND SOCIAL SERVICES
&
NATIONAL BUREAU OF STATISTICS
MINISTRY OF NATIONAL PLANNING, HOUSING & INFRASTRUCTURE

MEN AND WOMEN IN MALDIVES

DISABILITY

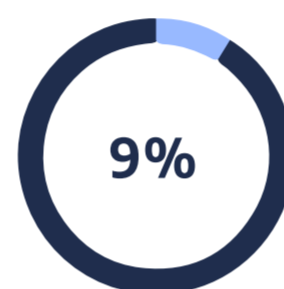


INTRODUCTION

Ensuring that no one is left behind requires accurate and timely data about the marginalized and vulnerable populations such as persons with disabilities.

PREVALENCE OF DISABILITY - HIES 2019

The results from Household Income and Expenditure Survey (HIES 2019) shows that the prevalence of disability stands at 9% for Maldives or close to one in every 10 people is a person with disability. Women (9%) are more likely to report having a disability than men (7%). The prevalence of disability is high in Atolls compared to Male'.



Note: HIES 2019 measures disability using Washington Group Short Set questions (WG-SS)

POPULATION WITH DISABILITY COVERED UNDER SOCIAL PROTECTION SCHEME

The National Social Protection Agency (NSPA) provides an allowance of MVR 2000 for Persons with Disabilities (PWDs) under the Disability Act (08/2010). The number of people registering for the disability allowance program has increased annually.




Year	2015	2016	2017	2018	2019
Republic	5682	6696	6869	7771	8476



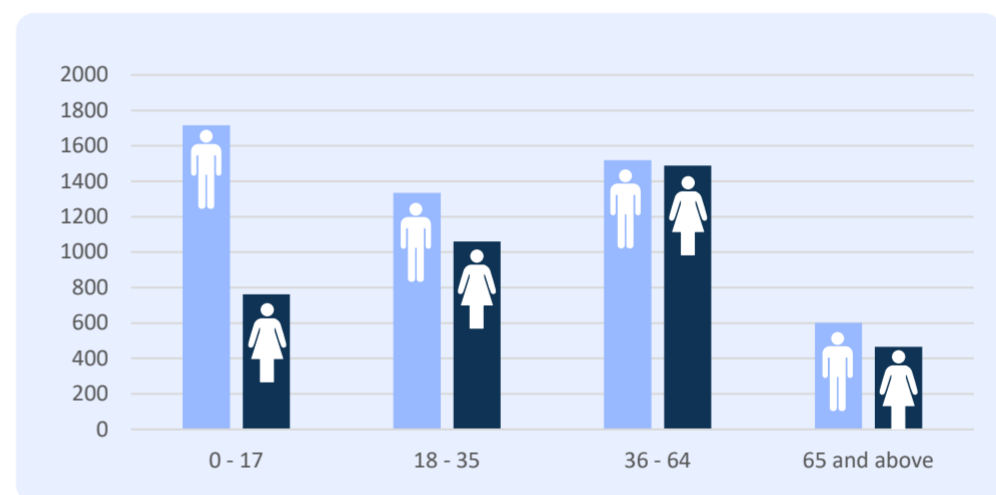
PERSONS REGISTERED FOR DISABILITY BY ADMINISTRATIVE DATA

The administrative registry of PWDs developed under Disability Act (08/2010) shows close to 8,948 registered in MoGFSS. Men are more likely to register than women.



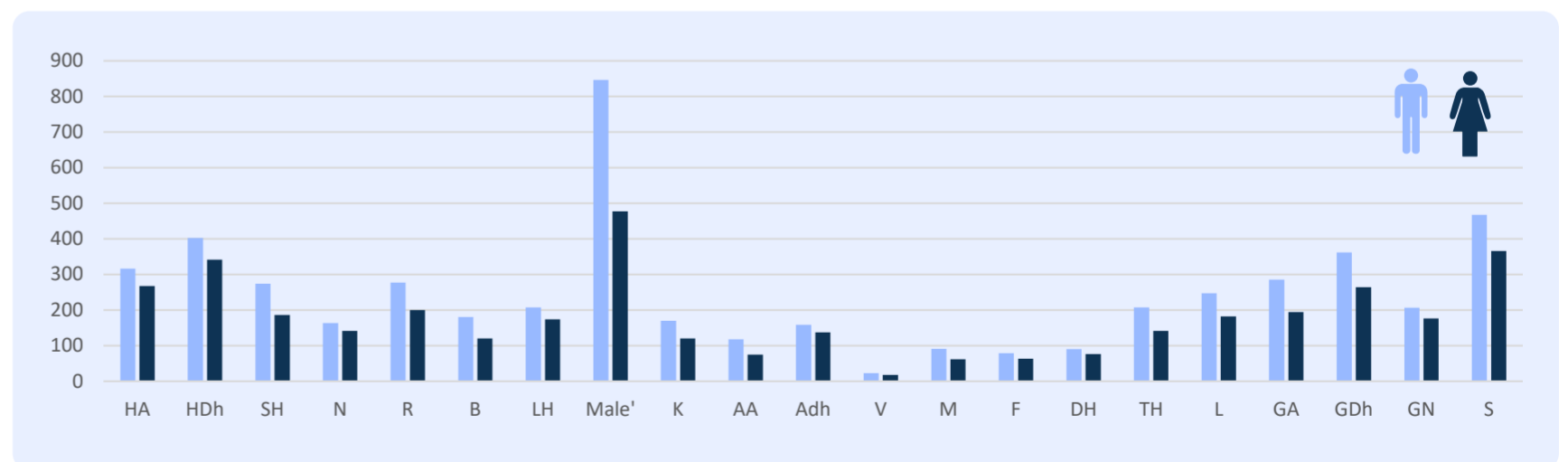
PERSONS REGISTERED FOR DISABILITY BY AGE GROUP

Among those registered for disability, one in every ten persons is within the age group of 36-64 years. The registration of persons with disability is low among old age. Children registering for disability is more among boys than among girls. Men registering for disability are more in numbers across all age groups.




PERSONS REGISTERED FOR DISABILITY BY ATOLLS

Persons with disability varies across Atolls. Individuals registered for disability is highest in Male' followed by Seenu Atoll. The lowest numbers are seen in Vaavu, Faafu and Meemu Atoll



PERSONS REGISTERED FOR DISABILITY AND EMPLOYMENT

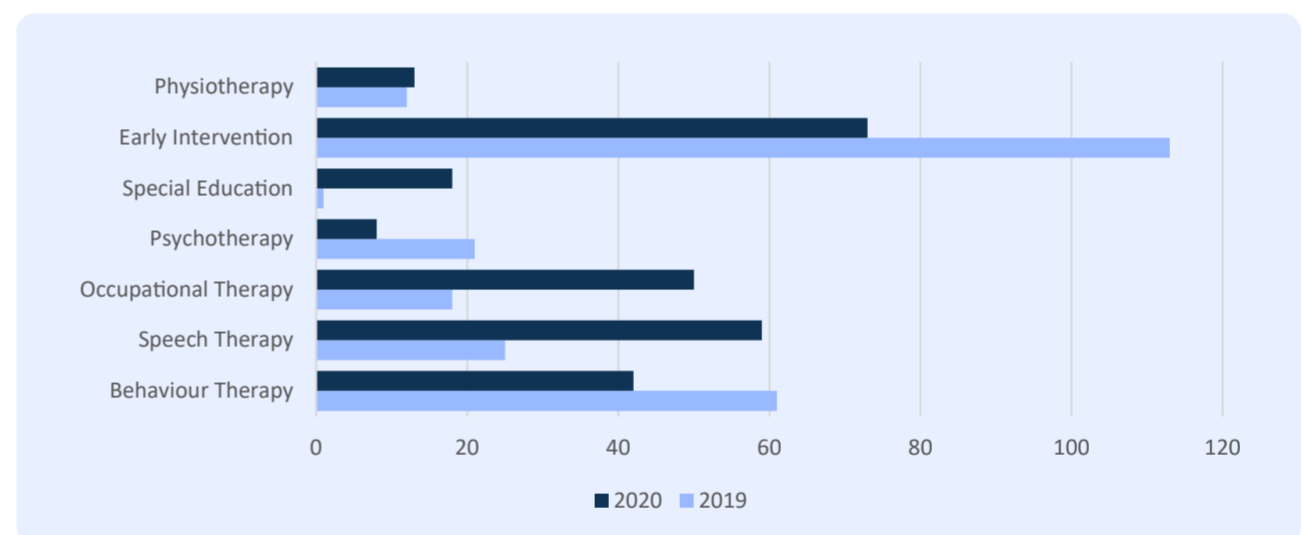
The administrative data shows that a total of 300 persons with disabilities are employed within the state owned companies. The data shows that employed male are higher in number compared to female.



NOTE: The number of employed persons with disabilities are only those identified by the Ministry. There could be Persons with Disabilities who are employed in private sector or other state owned companies not included in this data.

FINANCIAL ASSISTANCE FOR THERAPEUTIC SERVICES

In 2019 the government initiated providing financial assistance to therapeutic services needed for persons with disabilities. A total of MVR 3,165,107.00 and MVR 6,977,164.00 was spent on therapeutic services in 2019 & 2020 (till November) respectively.





National Bureau of Statistics

Ministry of National Planning, Housing & Infrastructure,

Dharul Eman Building (7, 8, 9th Floor),
Majeedhee Magu,
Male 20345,
Republic of Maldives

info@stats.gov.mv
<http://statisticsmaldives.gov.mv>

 [facebook.com/NBSMaldives](https://www.facebook.com/NBSMaldives)

 [@statsmaldives](https://twitter.com/statsmaldives)



Ministry of Gender, Family and Social Services

G.Biloorijehige
Majeedheemagu,
Male',
Republic of Maldives

info@gender.gov.mv
<http://gender.gov.mv>

 [facebook.com/MoGFSSmv](https://www.facebook.com/MoGFSSmv)

 [@MoGFSSmv](https://twitter.com/MoGFSSmv)