2021

ތަން ބިން ބިڭ

ANNUAL REPORT

ދިވެހިރާજ ވަން ބ ،ؤ ،ؤ ،ؤ
THE MALDIVES NATIONAL UNIVERSITY

ފެހެރިންތަ

3	ބަންދެއްތަކުގެ ދަންނަން ؟
10	ތަންކަން ؟
15	؟ ؟ ؟
18	؟
24	؟
31	؟
36	؟
61	؟
99	؟

بسم الله الرحمن الرحيم

؟ ؟ ؟ ؟ ؟ ؟ ؟ ؟ ؟ ؟

؟ ؟ ؟ ؟ ؟ ؟ ؟ ؟ ؟

MNU GAMU CAMPUS
Brief on Land Use
STAFF ACCOMMODATION
HOSTELS
MOSQUE
Ornamental Lake
RECREATION AREAS
PRAWN FARMS
PRAWN FARMS
PRAWN FARMS
EXPERIMENTAL FARMS POLYTUNNELS/POLYHOUSES
Environment Friendly Fish farms
LEGEND
1. Mosque (Pa)
2. Student Hostel (P1)
3. Staff Accommodation (P1)
4. Integrated Office/Lab/Classroom Building (P
5. Student Services/Library/Auditoria (P2, P4)
6. Engineering and Science (P3, P4)
7. Farms (P2, P4)
8. Sports and Recreation Areas (P2, P4)
9. School of Water Sports (FHTS) (P2, P4)
10. Warehouses and stores
11. Shops, bank, parking, & student common area (
DISTANCES AND ANGLES
AB = 363 m
BC = 1034 m
CD = 617 m
Angle ABC = 90 (deg)
Angle BCD = 70 (deg)
Area = 44 Hectares
A
B
C
D

2021: ހިއްސާ ވަކިކުރުން ތަކުން ތަރައްގީ

بسم الله الرحمن الرحيم

الحمد لله رب العالمين، اللهم صل وسلم على نبينا محمد وعلى آله وأصحابه أجمعين.

2021 ވަނަ ތަރައްގީގެ ކުރިން ތެދުވެ، ކ޲ކ-19 ބަލިން ދުނިޔެން ބާއްވަން ފެށިން ބަދަން ، ބ.ސ.ސ ، ،ؤ.ؤ.ؤ.

ދަރިވަރުން ހުންނަން ؤންނާ ތަންތަން ހެދުން

ދާންދެ ތެރެއަށް ؤންނަން ؤރިއެއްކަން، 1973 ވަނަ އަހަރު ކުއްލިން ކުރެއްވި ؤ ދ ؤ ؤ ؤ

ދިވެހިރާජ්‌យ ކާރުން

ފާރާއި ބަންދުގެ 2011/3 (ދިވެހިރާއްޖެގެ ފަރާތުން ދިވެހިރާජ්‌යގެ ފާރާއި) ގެ 7 ވަނަ ފާރާގެ ދަށުން، ދިވެހިރާජ්‌යން ހިންދު ބައިން ބަހާފައިވާ ދިވެހިރާජ්‌ය ކާރުން، 2020 ވަނަ ބަސްން ދިވެހިރާජ්‌ය ކާރުން 12 ދުވަހުގެ ތެރެއިން ބާއްވާ ބައެއް ބައިތައް ބަންދުކުރެވުނު ކަން ބުނެފައިވެ، ދެ ދުވަހުގެ ތެރެއިން ބާއްވާ ބައިތަކުން 82 ބައިތަކުން ބަންދުކުރެވިފައިވާ ކަން ބުނެފައިވެ، ދުވަހުން ދުވަހަށް ބަންދުކުރެވިފައިވާ ބައިތަކުގެ ތެރެއިން ބާއްވާ ބައިތަކުން ބަންދުކުރެވިފައިވާ ބައިތަކުގެ ބައިން ބަންދުކުރެވުނީ ބަންދުކުރެވިފައިވާ ބައިތަކުގެ ބައިން ބަންދުކުރެވިފައިވާ ބައިތަކުގެ ބައިން ؛ ދިވެހިރާජ්‌ය ބަންދުކުރެވިފައިވާ ؛ ދ ؛ ؛ ؛

ދުރުވަރުސީދާ ކަންބަސްތަކުން

2021 ވަނަ އަހަރު ކަންބަސްވެދިން، ފާހަގަކުރެވޭ ވަގުތުން 18 ދުންވަހަންކަން. ހިމެ ތަކެއްން ބޭނުންކުރާ ދުންވަހަންކަން ދިވެ ފާރުތަކެއަކަށް ބަދަލުވެންދާން. ތެރެ ތަކެއްން ބަދަލުވެދިން ؟

1. ތެދުވެދިން ދިރިއުޅުމުގެ ތެރެއިން ބަދަލުކުރުން

ތަންކޮޅުން ބާރުދިން ބޭނުންކުރުން

2. ކުރިއަރައިދިން

ހިއާ ތަކެއްން ދިމާވުން

3. ښަރިއަތަށް ފާސްކުރުން

ތަންދެން ބަދަލުތަކުން ښކުރުން ތަކަކަށް

4. ފާސްކުރުން / ބާރުދިން / ތަކަންދިން / ތަކަންދިން

ތަންކޮޅުން ބަދަލުން ކުރުން

5. ބަދަލުން / ބާރުކުރުން / ތަންކަން ކުރުން

ތަންކޮޅުން ދުވަހަކުން ތަކެއްގެ ބަދަލު ދިން

6. ތަރައްގީ / ކުރިއަށް ގެންދިން

ތަންކޮޅުން ބާރުދިން ބަދަލު

7. ބާރުދިން / ކަންކަން / ބަދަލުކުރުން

ތަންކޮޅުން ބާރުދިން ތަންކަން ބަދަލުކުރުން

8. ދާއިރާ ހަދާދަންކަން / ތިންބަވަން ދަންނަވަންވެ

ތަންކޮޅުން ތަކުން ښކުން ބަންދުކުރުން

ދުރުވަރުސީދާ ތަކެއްން ދަންވަހަންކަން ؟ ؟ ؟

2021 ތެރެން ކަން ކުރުން ހުރިކަން ބަލައިގެން ދިން ބަންދުކުރެއް

ދާއިރާގެ ނަން	ހިންގި ތާریخ	ހަމަވާ ތާریख	ބަންދުކުރެވުނު ތާریख
ހ. ބަންދަން ކަނޑި	ގެންދިން ބަދަލު (ކަން ކުރުން ހުންނަ ބަދަލު)	20 ދެކެम्ब� 2019	19 ފެब्रުވަری 2024
ހ. ތަކަންދޫ ކަނޑި	ހިންގުމުގެ ފުރުއްވުން	21 ނޮވެम्बަރ 2019	20 ނޮވެम्बަރ 2023
ދަންވެރި ކަނޑި ހިންގުން	ވިލިންތަ/ ބޭރުބަސް/ ތުރެވެންތާ/ ބަންދުކުރެވިދާ/ ބާދަތުވެ ފުރުއްވުން	19 ދެसެम्बަރ 2021	18 ދެसެम्बަރ 2025
ދަންވެރި ކަނޑި ބަންދުކުރުން	ހަން ކۮ ؛ ؛ ؛

3

ތިންމަހުގެ ތެރެ ސަރުކާރުން ތަރައްޤީ کުރި، ދިވެހި ރައްޔިތުންގެ، ހަރަދުތަކުން ދެން ދައްކަން ބާއްވައިފައިވާ ދަންނަވައިދިން ބަންދުކުރެއްވި ތަން ތަކުން،

3,517,657 ބުނާނީ ކިހާ ފައިސާއެއް ވަކިކުރެއްވެ ހަދައި ހުންނެވެ.

1,006,400 ބުނާނީ ކިތަންތަން ދަންނަވައިދިން ؟؟؟

ތަންކުރުން ހުށަހެޅުން

2021 ވަނަ އަހަރުގެ ތަންކުރުން ހުށަހެޅި 29 ދުވަހުން ބޭއެކުވެ، ތަންކުރުން ހުށަހެޅިފައި ވާ ކުރިން ބަންދުކުރެވިފައިވާ ކުރިން ( ) ގެ ދަންނަން ތަފުސީލުގައި ( ) ގެ 53 ވަނަ ފާހަގަގެ ( ) ގެ ދަންނަން ތަފުސީލުން ފާހަގަކުރެވިފައި ވަނިއިން ތަންކުރުން ހުށަހެޅިފައި ތަނިން ތަންކުރުން ކަންކަން ހިންގަން ކަންކަން ހިންގާ ބަންދުކުރެވިފައި ވަނީ، ތަންކުރުން ހުށަހެޅި ތަ

ގާތްތިބާގެ ނަން	ދިވެހިރާއްޖެ	ފާހަގަ ކުރެވިފައި ވާ ތާریख	ފާހަގަ ކުރެވިފައި ވާ ތާریख	ހ.ބ.ނ
ހ. ފާތިމަ ،ش،ހ،ؤ	ވިން ،ش،ؤ،ش،ؤ،ش	20 ،ؤ،ش،ؤ،ش 2019	19 ،ؤ،ش،ؤ،ش 2024	29
،ؤ،ؤ،ش ،ش،ؤ،ش،ؤ،ش ،ؤ،ؤ،ش	،ؤ،ؤ،ش،ؤ ،ؤ،ؤ،ش،ؤ،ش،ؤ،ش	15 ،ش،ؤ،ش،ؤ،ش 2019	14 ،ش،ؤ،ش،ؤ،ش 2023	20
،ؤ،ؤ،ش ،ش،ؤ،ش،ؤ،ش ،ؤ،ؤ،ش	،ؤ،ؤ،ش،ؤ ،ؤ،ؤ،ش،ؤ،ش،ؤ،ش	15 ،ش،ؤ،ش،ؤ،ش 2019	14 ،ش،ؤ،ش،ؤ،ش 2023	29
،ؤ،ؤ،ش ،ش،ؤ،ش،ؤ،ش ،ؤ،ؤ،ش	،ؤ،ؤ،ش،ؤ ،ؤ،ؤ،ش،ؤ،ش،ؤ،ش	15 ،ش،ؤ،ش،ؤ،ش 2019	14 ،ش،ؤ،ش،ؤ،ش 2023	27
،ش،ؤ،ش،ؤ،ش ،ش،ؤ،ش،ؤ،ش،ؤ،ش	،ش،ؤ،ش،ؤ،ش،ؤ،ش	23 ،ؤ،ش،ش،ؤ،ش 2019	22 ،ؤ،ش،ش،ؤ،ش 2023	26
،ؤ،ش،ؤ،ش ،ش،ؤ،ش،ؤ،ش،ؤ،ش	،ؤ،ش ،ش،ؤ ،ش،ؤ،ش،ؤ،ش،ؤ،ش	11 ،ش،ؤ،ش،ؤ،ش 2020	10 ،ش،ؤ،ش،ؤ،ش 2024	29
،ؤ،ش (،ؤ،ش،ؤ،ش ،ش،ؤ ،ش،ؤ،ش،ؤ،ش،ؤ،ش)	،ؤ،ش (،ش،ؤ،ش،ؤ،ش ،ش،ؤ،ش،ؤ،ش)	9 ،ؤ،ش،ؤ،ش 2019	8 ،ؤ،ش،ؤ،ش 2023	28
،ؤ،ش (،ش،ؤ،ش،ؤ،ش ،ش،ؤ ،ش،ؤ،ش،ؤ،ش)	،ؤ،ش (،ش،ؤ،ش،ؤ،ش ،ش،ؤ،ش،ؤ،ش)	29 ،ؤ،ش،ؤ،ش 2018	28 ،ؤ،ش،ؤ،ش 2022	28
،ؤ،ش (،ش،ؤ،ش،ؤ،ش ،ش،ؤ،ش،ؤ،ش)	،ؤ،ش (،ش،ؤ،ش،ؤ،ش ،ش،ؤ،ش،ؤ،ش)	27 ،ؤ،ش،ؤ،ش 2018	26 ،ؤ،ش،ؤ،ش 2022	28
،ؤ،ش (،ؤ،ش،ؤ)	،ؤ،ش (،ؤ،ش،ؤ)	17 ،ش،ؤ،ش،ؤ،ش 2017	16 ،ش،ؤ،ش،ؤ،ش 2021	22
،ؤ،ش (،ؤ،ش،ؤ)	،ؤ،ش (،ؤ،ش،ؤ)	19 ،ش،ؤ،ش،ؤ،ش 2021	18 ،ش،ؤ،ش،ؤ،ش 2025	7
،ؤ،ش ،ش،ؤ ،ش،ؤ،ش،ؤ،ش (،ش،ؤ،ش،ؤ،ش)	،ؤ،ش ،ش،ؤ ،ش،ؤ،ش،ؤ،ش (،ش،ؤ،ش،ؤ،ش)	11 ،ش،ؤ،ش،ؤ،ش 2020	10 ،ش،ؤ،ش،ؤ،ش 2024	28
،ؤ،ش (،ش،ؤ)	،ؤ،ش (،ش،ؤ)	27 ،ؤ،ش،ؤ 2019	26 ،ؤ،ش،ؤ 2023	28
،ؤ،ش (،ؤ،ش)	،ؤ،ش (،ؤ،ش)	1 ،ؤ،ش،ش،ؤ 2018	31 ،ؤ،ش،ؤ 2022	29
،ؤ،ش ،ش،ؤ ،ش،ؤ،ش،ؤ،ش (،ش،ؤ،ش،ؤ،ش)	،ؤ،ش ،ش،ؤ ،ش،ؤ،ش،ؤ،ش (،ش،ؤ،ش،ؤ،ش)	12 ،ؤ،ش،ؤ 2020	11 ،ؤ،ش،ؤ 2024	28
،ؤ،ش (،ؤ،ش،ؤ،ش،ؤ،ش)	،ؤ،ش (،ؤ،ش،ؤ،ش،ؤ،ش)	22 ،ش،ؤ،ش،ؤ 2020	21 ،ش،ؤ،ش،ؤ 2024	27
،ؤ،ش (،ؤ،ش،ؤ،ش،ؤ)	،ؤ،ش (،ؤ،ش،ؤ،ش،ؤ)	12 ،ش،ؤ،ش،ؤ،ش 2017	11 ،ش،ؤ،ش،ؤ،ش 2021	25
،ؤ،ش (،ؤ،ش،ؤ،ش،ؤ)	،ؤ،ش (،ؤ،ش،ؤ،ش،ؤ)	14 ،ش،ؤ،ش،ؤ،ش 2021	13 ،ش،ؤ،ش،ؤ،ش 2025	4
،ؤ،ش (،ؤ،ش،ؤ،ش،ؤ)	،ؤ،ش (،ؤ،ش،ؤ،ش،ؤ)	19 ،ش،ؤ،ش،ؤ،ش 2020	18 ،ش،ؤ،ش،ؤ،ش 2024	25
،ش،ؤ،ش ،ش،ؤ،ش،ؤ،ش،ؤ،ش	،ش،ؤ،ش ،ش،ؤ،ش،ؤ،ش،ؤ،ش	10 ،ؤ،ش،ؤ 2019	9 ،ؤ،ش،ؤ 2021	9
،ش،ؤ،ش،ؤ،ش ،ش،ؤ،ش،ؤ،ش،ؤ،ش	،ش،ؤ،ش ،ش،ؤ،ش،ؤ،ش،ؤ،ش	15 ،ؤ،ش،ؤ 2021	14 ،ؤ،ش،ؤ 2025	20
،ؤ،ش،ؤ،ش ،ش،ؤ،ش،ؤ،ش،ؤ،ش	،ؤ،ش،ؤ،ش ،ش،ؤ،ش،ؤ،ش،ؤ،ش	1 ،ؤ،ش،ش،ؤ 2020	30 ،ش،ؤ،ش،ؤ،ش 2024	28
،ؤ،ش (،ش،ؤ،ش،ؤ،ش ،ش،ؤ ،ش،ؤ،ش،ؤ،ش)	،ؤ،ش (،ش،ؤ،ش،ؤ،ش ،ش،ؤ،ش،ؤ،ش)	9 ،ؤ،ش،ش،ش،ش 2018	9 ،ؤ،ش،ش،ش،ش 2022	29
،ش،ؤ،ش،ش،ش ،ش،ؤ ،ش،ؤ،ش،ش،ش،ش،ش	،ش،ؤ،ش،ش،ش ،ش،ؤ ،ش،ؤ،ش،ش،ش،ش،ش	11 ،ش،ؤ،ش،ؤ،ش 2020	10 ،ش،ؤ،ش،ؤ،ش 2024	26
،ؤ،ش ،ش،ؤ،ش،ؤ،ش،ؤ،ش	،ؤ،ش ،ش،ؤ،ش،ؤ،ش،ؤ،ش	19 ،ش،ؤ،ش،ؤ،ش 2020	18 ،ش،ؤ،ش،ؤ،ش 2024	27
،ؤ،ش (،ش،ؤ،ش،ؤ،ش ،ش،ؤ ،ش،ؤ،ش،ؤ،ش،ؤ،ش)	،ؤ،ش (،ش،ؤ،ش،ؤ،ش ،ش،ؤ،ش،ؤ،ش)	13 ،ش،ؤ،ش،ؤ،ش 2020	25 ،ش،ش،ش،ش 2021	24
،ش،ؤ،ش،ؤ،ش ،ش،ؤ،ش،ؤ،ش،ؤ،ش	،ش،ؤ،ش،ؤ،ش (،ش،ؤ،ش،ؤ،ش ،ش،ؤ،ش،ؤ،ش)	26 ،ش،ش،ش،ش 2021	25 ،ش،ش،ش،ش 2023	5
،ؤ،ش ،ش،ؤ ،ش،ؤ،ش،ؤ،ش (،ش،ؤ،ش)	،ش،ؤ،ش،ؤ،ش،ؤ،ش ،ش،ؤ،ش،ؤ،ش،ؤ،ش (،ش،ؤ،ش)	27 ،ؤ،ش 2019	26 ،ؤ،ش 2021	14
،ؤ،ش،ؤ،ش ،ش،ؤ،ش،ؤ،ش (،ش،ؤ،ش)	،ش،ؤ،ش،ؤ،ش،ؤ،ش ،ش،ؤ،ش،ؤ،ش،ؤ،ش (،ش،ؤ،ش)	9 ،ش،ش،ش 2021	8 ،ش،ش،ش 2023	13

،ش،ؤ،ش،ؤ،ش ،ش،ؤ	،ش،ؤ،ش،ؤ،ش ،ش،ؤ	،ش،ؤ،ش،ؤ،ش ،ش،ؤ،ش،ؤ،ش	،ش،ؤ،ش،ؤ،ش ،ش،ؤ،ش،ؤ،ش	،ش،ؤ،ش،ؤ،ش ،ش،ؤ،ش،ؤ،ش
،ش،ؤ،ش،ؤ،ش ،ش،ؤ،ش،ؤ،ش،ؤ،ش (،ش،ؤ،ش،ؤ،ش ،ش،ؤ ،ش،ؤ،ش،ؤ،ش)	12 ،ؤ،ش،ؤ،ش 2020	11 ،ؤ،ش،ؤ،ش 2022	16	29
،ش،ؤ،ش،ؤ،ش ،ش،ؤ،ش،ؤ،ش (،ش،ؤ،ش)	12 ،ؤ،ش 2019	11 ،ؤ،ش 2021	10	15
،ش،ؤ،ش،ؤ،ش ،ش،ؤ،ش،ؤ،ش (،ش،ؤ،ش)	3 ،ش،ش 2021	2 ،ش،ش 2023	11	14
،ش،ؤ،ش،ؤ،ش ،ش،ؤ،ش،ؤ،ش (،ش،ؤ،ش،ؤ،ش،ش،ش)	13 ،ش،ؤ 2020	12 ،ش،ؤ 2022	17	29
،ش،ش ،ش،ش،ش،ش ،ش،ش،ش،ش	6 ،ؤ،ش،ؤ،ش 2020	5 ،ؤ،ش،ؤ،ش 2022	**13**	**29**
،ش،ؤ،ش،ؤ،ش ،ش،ؤ،ش،ؤ،ش (،ش،ش)	23 ،ش،ؤ،ش 2019	22 ،ش،ؤ،ش 2021	**18**	**18**
،ش،ؤ،ش،ؤ،ش ،ش،ؤ،ش،ؤ،ش (،ش،ش)	3 ،ش،ش،ش 2021	2 ،ش،ش،ش 2023	**11**	**11**
،ش،ش،ش،ش ،ش،ش،ش،ش،ش،ش	21 ،ش،ؤ،ش 2020	20 ،ش،ؤ،ش 2022	**18**	**29**
،ش،ؤ،ش،ؤ،ش ،ش،ؤ،ش،ؤ،ش (،ش،ؤ،ش،ش،ش)	23 ،ش،ش،ش 2020	22 ،ش،ش،ش 2022	**27**	**29**
،ش،ؤ،ش،ش،ش ،ش،ؤ،ش،ش،ش (،ش،ش،ؤ،ش)	17 ،ش،ش،ش 2020	16 ،ش،ش،ش 2022	**25**	**29**
،ش،ش،ش،ش ،ش،ش،ش،ش،ش،ش (،ش،ش،ش،ش،ش،ش)	30 ،ش،ش،ش 2020	29 ،ش،ش،ش 2022	**22**	**29**
،ش،ؤ،ش،ؤ،ش ،ش،ؤ،ش،ؤ،ش (،ش،ش،ؤ،ش)	21 ،ش،ش،ش 2021	20 ،ش،ش،ش 2022	**23**	**29**
،ش،ؤ،ش،ؤ،ش ،ش،ش،ش،ش،ش،ش،ش ،ش،ش،ش،ش	3 ،ش،ش،ش 2021	2 ،ش،ش،ش 2022	**16**	**24**
،ش،ؤ،ش،ش،ش ،ش،ش،ش،ش،ش،ش،ش ،ش،ش،ش،ش	3 ،ش،ش،ش 2021	2 ،ش،ش،ش 2022	**17**	**24**

،ش،ؤ،ش،ؤ،ش،ش،ش ،ش،ش،ش،ش،ش،ش 2021 ،ش،ؤ،ش ،ش،ش،ش ،ش،ش،ش ،ش،ش،ش

2021 ،ش،ؤ،ش ،ش،ش،ش،ش،ش،ش،ش 15 ،ش،ش،ش،ش ،ش،ش،ش،ش،ش،ش،ش،ش،ش،ش،ش،ش، 12 ،ش،ش،ش ،ش،ش،ش ،ش،ش،ش،ش،ش،ش،ش،ش،ش،ش،ش،ش،ش،ش، ،ش 27 ،ش،ش،ش ،ش،ش،ش،ش،ش،ش،ش،ش،ش،ش،ش،ش،ش،ش

ތުންބެދުން ހަންނާ 2021 ވަނަ އަހަރުގެ ހާދިސާ ކުރިއަށް ގެންދެވުން

ކުރިން ކަން	ވާހަކަ/ހަންނާ	ހާދިސާ ދުވަސް ތާރީխ	ކުރިއަށްދާ ބަންދުކުރެވުނު ބަންދުކުރުން
1	ބަންދުކަން ހެދ># ބ&ؤ ؤ&ؤ ؤ&ؤ ؤ

2021 ވަނަ އަހަރު ހިއުމަން ރިސާރުސް ކޮންސަލްޓަން ހިދުމަތުން ދުވަސްވެގެން

ދުވަސްވެފައި ވަން	ހަވާލުވެފައި	ހުށަހެޅިފައި ވަނީ ތاریخ	ހުށަހަޅާ ހުށަހެޅުން
14 ނޮވެम्ब� 2023	ހުވާދުއެއް ވަބިން ތަންކަން – ތަންކަމުގެ ތެރެއިން ތެރެވިފައި	10 ނޮވެम्बER 2015	ތަންކަން ބަދަލުކުރުން ތެރެވިފައި
22 ނޮވެम्बER 2023	ބަދަލުކުރެވިފައި	23 ނޮވެम्बER 2019	ބަދަލުކުރެވިފައި
9 ދެއްކެން 2021	ކުރިން ކުރެވިފައިވާ	20 ސެप्टेम्बER 2017	ކުރިން ކުރެވިފައިވާ
14 ދެއްކެން 2025	ކުރިން ކުރެވިފައިވާ	15 ދެއްކެން 2021	ކުރިން ކުރެވިފައިވާ
20 ފެব्रुއަری 2021	ބަންދުކުރެވިފައި (ތަކުރުން ކުރެވިފައި)	21 ފެब्रुअरी 2019	ބަންދުކުރެވިފައި (ތަކުރުން ކުރެवि)
28 އޮक्टोबर 2023	ބަންދުކުރެވިފައި (ތަކުރުން ކުރެवि)	29 އޮक्टोबर 2021	ބަންދުކުރެवि (ތަކުރުން ކުރ)
11 އޮक्टोबर 2021	ބަންދުކުރެवि (ބޭނުންކުރ ހުށަހެ)	20 ދެसेम्बर 2019	ބަންދުކުरे (ببےنںکرنے ہےںںں

ދުރުވަރުސާބިތު ކޮމިޓީގެ ބާރުތަކާ

ތިމަންވެ، ދުރުވަރުސާބިތުގެ ފަރާތުން ހިންދުން ހިންދާ ހިންދުން ހިންދަން ހިންދުން ، ، ،

ހިންދުން ކުރިން

ފަރާތުގެ نام	ހިންގި ވަގުތު	ދާއިރާ ހުއްދަ ނمبر	ދާއިރާ ހުއްދަ ހުންނަ ތاریخ
، ، ،

[ދިވެ] ހިއިން ކުއްލިން 2 ވަން ދުންފަހަރުން ބާއްވާ ކުރިން 2021 ވަނަދުވަ. ހިއިން ؛ ،ؔ ،ؔ ،ؔ

ترسيتي ڪميٽي جي ميمبرن سان گڏ ڪميٽي جي چيئرمين ۽ نائب چيئرمين ۽ ڊين

تربيتي ڪميٽيءَ جا ميمبر ڊاڪٽر ڪاوو ڪاوو ۽ ڊاڪٽر سهيل سعيد سان گڏ

ڊاڪٽر سهيل سعيد
نائب چيئرمين ڪميٽي
سرڪاري ڪالج،
ڊاڪٽر ڪاوو ڪاوو
ڪميٽيءَ جو ميمبر

ايرڪوشڊ سهيل سان گڏ

تربيتي ڪميٽيءَ جو رپورٽ

2021 جو سال امتحاني ڪميٽيءَ جو ڪم ڪار ڪندو رهيو. ان دوران ڪووڊ-19 جي سبب درسگاهه بند رهي. تنهن ڪري امتحاني ڪميٽيءَ جو سڀ ڪم ڪار آن لائين طريقي سان ڪيو ويو. ان سلسلي ۾ ڪميٽيءَ جي ميمبرن جو ٽيم ورڪ ڏسڻ ۾ آيو، جيڪو ڪميٽيءَ جي ڪم ڪار ۾ مدد ڪندو رهيو.

ڪميٽيءَ جي ميمبرن ڪيترن اهم فيصلن تي ووٽ ڏنا، جن ۾ هيٺيان شامل آهن:

1. **امتحاني ڪورسن جي سيٽنگ سسٽم جو جائزو:**

2020 جو سال امتحاني ڪورسن جي سيٽنگ سسٽم ۾ تبديليون آنديون ويون. اڳ سيٽنگ جي مرحلي ۾ ڊيپارٽمينٽ جي امتحاني ڪميٽيءَ جي چيئرمين، ڪورس ڪوآرڊينيٽر ۽ ٻين استادن جي رائن کي اهميت ڏني ويندي هئي. تنهن ڪري سيٽنگ سسٽم ۾ تبديليون آنديون ويون. ان سلسلي ۾ امتحاني ڪميٽيءَ جي چيئرمين، ڪورس ڪوآرڊينيٽر ۽ ٻين استادن جي رائن کي اهميت ڏني ويندي هئي. تنهن ڪري سيٽنگ سسٽم ۾ تبديليون آنديون ويون. ان سلسلي ۾ امتحاني ڪميٽيءَ جي چيئرمين ۽ ڪورس ڪوآرڊينيٽر جو ڪردار ختم ڪري ڇڏيو ويو. هاڻي سيٽنگ سسٽم ۾ رڪن رڪنيءَ جو ڪردار ڪجهه هيٺ آيو آهي. جيڪڏهن 2021 جو سال امتحاني ڪميٽيءَ جو ڪم ڪار آن لائين طريقي سان ڪيو ويو.

1. ڪورسن جو سيٽنگ سسٽم
2. امتحاني ڪميٽيءَ جو ڪردار
3. امتحاني ڪميٽيءَ جي رڪنيت
4. Exploring the reasons why residents are hesitant to participate in community-based tourism

2. **ڪورسن جو سيٽنگ سسٽم:**

ترسيتي ڪميٽيءَ ڪورسن جو سيٽنگ سسٽم تبديل ڪري ڇڏيو آهي. هاڻي سيٽنگ جي مرحلي ۾ ڊيپارٽمينٽ جي امتحاني ڪميٽيءَ جي چيئرمين، ڪورس ڪوآرڊينيٽر ۽ ٻين استادن جي رائن کي اهميت ڏني ويندي هئي. تنهن ڪري سيٽنگ سسٽم ۾ تبديليون آنديون ويون. ان سلسلي ۾ امتحاني ڪميٽيءَ جي چيئرمين ۽ ڪورس ڪوآرڊينيٽر جو ڪردار ختم ڪري ڇڏيو ويو. هاڻي سيٽنگ سسٽم ۾ رڪن رڪنيءَ جو ڪردار ڪجهه هيٺ آيو آهي. جيڪڏهن 2021 جو سال امتحاني ڪميٽيءَ جو ڪم ڪار آن لائين طريقي سان ڪيو ويو.

3. **امتحاني ڪميٽيءَ جي رڪنيت:**

ترسيتي ڪميٽيءَ جي رڪنيت جي ٻه طريقا (چونڊجندڙ 9 رڪن 1) ۽ نامزد 2021 (چونڊجندڙ 9 رڪن 2) ٻئي سال ڪم ڪندا رهيا.

4. **تربيتي ڊگريون:**

2021 جو سال امتحاني ڪميٽيءَ تربيتي ڊگريون تيار ڪرڻ جو 10 ڪورسن ۾ 4 سهڪارين رڪن ڪميٽيءَ جي صلاح ورتي وئي. ڪورسن جي ڪل 804.250 تربيتي ڪلاڪ ڪيا ويا.

Name	Registration Number	Faculty/ Centre/ School	Title
Dr. Abdul Muhsin Mohamed	URG-2021-M-AS01	FEST	An Exploration of the Indigenous Communities' Local Knowledge Practices Related to STEM Education: A Comparative Study Between Malaysia and Maldives"
Hamid Ali	URG-2021-S-AS03	CETE	An analysis of the digital assessment tools used by lecturers at Maldives National University during the covid-19 pandemic
Mariyam Nashath	URG-2021-L-AS04	FEST	Survey of Popular Livebait Fisheries Fishing grounds in the Maldives
Dr. Kannan Subbaram	URG-2021-L-AS06	MS	Isolation and characterization of pathogenic microorganisms from public recreational Maldivian ocean waters in artificial beaches, swimming tracts and lagoons

5. ھۆل ئۇرۇچىنۇق ئېگىشىق

2021 ۋىنە مەزكۇر ھۆل ئۇرۇچىنۇق ئېگىشىقتىن مېھمانلار ئەكەلگەندە ئايرودىنغا كېلىش قېتىمىغا 23 ۋىزىغىدىن ھۆججەت ئالاي 14 سۈممۇتىنىڭ ئېگىشىق چىقىمى مەۋجۇت. ئېگىشىقتىن قېتىمىغا 1,014,700 ئۇرۇنلاشتۇرۇلۇپ كەلدى.

6. ئەيۋىنسە ھۆججەتلەر

2021 ۋىنە مەزكۇر رەھمەتلۈك ئەيۋىنسە ھۆججەتنىڭ تۆتىنچى نۇسخىسىدا ھەۋەسلەندى.

1. ھۆكۈمەتنىڭ ھۆججەتلەر - 2
2. خۇسۇسىي ھۆججەتلەر - 37
3. قۇرۇق ئەيۋىنسە ھۆججەتلەر - 8

7. ئۆمۈمىيلىق ھۆججەت ئۇچۇرلىرى رەسمىلەشتۈرۈش قۇرۇق ئورۇن

2021 ۋىنە مەزكۇر ھۆججەت ئۇچۇرلىرى رەسمىلەشتۈرۈش ھەرىكىتى مالدىۋ مىللەت ئامانەت ئورنىدا 4 ھەپتىدىن تۆۋەنگىچە قېتىم ئەرىزىنىڭ قۇرۇقلۇقىدا.

1. **Fathmath Inasha Shareef,** 18th–20th November 2021, Impact of Covid-19 on Maldives Guest Houses, Turkey / Istanbul. Rf 25,000/-
2. **Dr. Aishath Naila,** 29-30th December 2021, International honey: nutritional comparisons, India / Shimla. Rf 25,000/-
3. **Rifaath Hassan,** 29th-30th December 2021, The impact of taro leaf blight in the Maldives, India / Shimla. Rf 25,000/-



ئىسلامچە ئۇنىۋېرسىتېتىدا رەسمىلەشتۈرۈش ھۆججەتلىرى رەسمىلەشتۈرۈلمەكتە.

2021 ۋىنە مەزكۇر ئەدەبىيات، تىل ۋە ئىسلامچىلىق 7 خىزمەتچىنىڭ ھۆججەتلىرى ياۋۇشسىز ئالىي مەكتەپتىن.

13. ئىسلامچە ئۇقتۇرۇشتىكى ئالىي دەرىجىلىك سىزىقلىرى دەرىسلىكتىن ھۆججەت ئۇزۇنلۇقلىرى

2021 ۋىنە مەزكۇر يۇسۇپدەك دىن ئىسلامچە ئۇقتۇرۇشتىكى ئالىي 6 دەرىجىلىك ئىمتىھانىنىڭ ئىمتىھانىدا، ئىسلامچە ئەدەبىياتتىن سىزىقلىرى، ئىسلامچە ئەدەبىياتتىن دەرىسلىكنىڭ ئۇزۇنلۇقلىرى ھەققىدە.

14. ئىسلامچە ئۇقتۇرۇشتىكى ئالىي دەرىجىلىك دۇنيادىكى قىزىقارلىق تۈرلىرىنىڭ دەسلەپكى:

2021 ۋىنە مەزكۇر يۇسۇپدەك دىن ۋ. ھۆججەتتىكى ئىچىدىكىلەرنىڭ ئىچىسىدە مۇنۇ چېرىلىرى سەكرىگەن، ۋىسۇلىغان، ئۆكۈز ئۇيۇشتۇرغان، ئۆكۈز ئۇيۇشتۇرغان، ئۆكۈز ئۇيۇشتۇرغان سەكرىگەن چېرى چېرىش ئۈچۈن ئىشلىتىلگەن ھۆججەتلەرنى تەرىپلەيدۇ.

15. ئىسلامچە ئۇقتۇرۇشتىكى ئالىي ئۇيۇسىي ئىشقا تەتقىقات ئىسلامچىلىقنىڭ قىزىقىشى

2021 ۋىنە مەزكۇر ئۇنىۋېرسىتېتىمىز سىرتقى ئىسلامچە ئۇقتۇرۇشتىكى ئالىي رەقەتلىرىدە ئىسلامچە ئۇقتۇرۇشتىكى ھۆججەتلەر. چ ئىسلامچە ئۇقتۇرۇشتىكى 3,517,657 ئۇنىۋېرسىتېتىدا.

چ ۋەھىمىسى چىگىز ئىسلامچە ئۇقتۇرۇشتىكى ئالىي رەسمىي ئۇقتۇرۇشتىكى ھۆججەت، ئۇقتۇرۇش ئۇقتۇرۇش، سەرمايىلەش ئۇقتۇرۇش، سۈپۈت سەكىز، قۇرۇلۇش ئۇقتۇرۇش ھەر قېتىم ئۇقتۇرۇش رېژىسسۇرى.

4. Niuma Mohamed, 28th–29th December 2021, Baseline study on the use of video for teaching and learning in Higher education pedagogies and capabilities, Russia / Moscow. Rf 25,000/-

8. ئۇنىۋېرسىتېتىدا تېخنىكا ئۇچۇرلىرى قۇرۇق ئورۇن

2021 ۋىنە مەزكۇر ئۇنىۋېرسىتېتىمىز ھۆكۈمەتنىڭ ئۇنىۋېرسىتېتىدا تېخنىكا ئۇچۇرلىرى 13 ئىسلامچىلىقنىڭ ئۇنىۋېرسىتېتىدا.

9. ئىسلامچە ئۆگىنىش ئۈچۈن

ئۇنىۋېرسىتېتىمىز ھۆكۈمەت رايۇن ئۆسۈپ تېخنىكا ئىسلامچە ئۇقتۇرۇشتىكى ئالىي ئۆگىنىش كەم ئۆگىنىشچە ئىدى. چېڭىدىن 2021 ۋىنە مەزكۇر ئۇنىۋېرسىتېتىدا ھۆججەتنىڭ ئۇنىۋېرسىتېتىدا 14 ئىسلامچىلىق تېخنىكا ئىسلامچە ئۇقتۇرۇشتىكى ئالىي ئۆگىنىش ئۈچۈن ئىشلەتكەن.

10. ئۇنىۋېرسىتېتىمىزنىڭ خىزمەتچىلىرىنىڭ رەسمىي ئىسلامچە ئىشلىتىلىۋاتىدۇ

2021 ۋىنە مەزكۇر ئۇنىۋېرسىتېتىمىزنىڭ خىزمەتچىلىرىنىڭ 5 ئىسلامچە ئىشلەتكەن ئادەم رەسمىدە.

11. ئۇنىۋېرسىتېتىمىزنىڭ خىزمەتچىلىرىنىڭ ئۇنىۋېرسىتېتىدا ياۋۇشسىز – ئەدەبىياتچى

2021 ۋىنە مەزكۇر ئەدەبىياتچى ئۇنىۋېرسىتېتىمىزنىڭ 3 خىزمەتچىلىرىنىڭ ياۋۇشسىز ھۆججەت.

12. ئۇنىۋېرسىتېتىمىزنىڭ ئۇنىۋېرسىتېتىدا ياۋۇشسىز – ئەدەبىياتچى

ތ ،ؤ ،ؤ ،ؤ ،ؤ 2021

ؤ ،ؤ ،ؤ ،

ستاف ةةة ترسسى

ستاف ةةة ترسسى ئ ةسةذ ةسة ذةةرى ةش ئ ذةةذى. ذ ذةةذةى 2021 وسةةرةر رشةترى ةةةةرةةذ. ذةةرةةةش ةسةرى ةصةرىذةذ. ذةةرةةةش 2 ةةةةرصةةةش ةصةش 1 ةةذ ةةرةةذ ش 2 ةةةةرصةةةش ةصةش ةةذ 2021 وسةةرةر ةةةةى ذةةرصةةةش ةصةش ش ةةةةذ ةةةةرصةةةش ةصةش ةةةةرةةذ ةةةةرةةذ.

**2021 وسة ةةرةةى ةةةةةةذ ةةةةةةذ ةةةةةةذ ش ةةةةةةذ ةةةةةة

ފُرِحَفُ ،އ ،ހ ،ފ ،ـ

**2021 ވަނަ އަހަރުގެ ބۭލަންސް ،ކ ،ـ ،ـ ،ـ

ކުއެއްކުރުން ؋ާ ؋ާ ؋ؾؾؾ

ވިސާދީން ފެންހަރުވެ ހުއަދުން ހުންބަރ ،ކ.ބ.ؤ.ؤ ،ؤ ،ؤ ،

މ އަހަރު ސާރ̊ژ̊ ތ̊ؤ ފ̊ےسން̊ ذ̊ښ̊ؤ̊ر̊ښ̊ؤ

ت̊ذ̊ڍ̊ے̊ 3 ش̊ه̊ذ̊ر̊ذ̊ؤ̊ښ̊ ش̊ه̊ؤ̊ښ̊ذ̊.

ذ̊ه̊ذ̊ے̊ ه̊ښ̊ږ̊ه̊ر̊ے̊ے̊ ه̊ګ̊ء̊ ه̊ښ̊ژ̊ر̊ګ̊ ګ̊ښ̊ر̊ے̊ ذ̊ذ̊ګ̊ر̊ه̊ر̊ګ̊

ر̊ے̊ش̊ؤ̊ے̊ګ̊ ذ̊ږ̊ذ̊ښ̊ "ه̊ذ̊.ه̊ښ̊ژ̊ - ه̊ر̊ه̊.ږ̊.ه̊ذ̊.

ه̊ګ̊ء̊ ت̊ګ̊ه̊ږ̊ښ̊ؤ̊ ت̊ذ̊ڍ̊ے̊" ذ̊ 3 ش̊ه̊ذ̊ر̊ذ̊ؤ̊ښ̊ ش̊ه̊ؤ̊ښ̊ذ̊.

ر̊ ش̊ه̊ذ̊ر̊ذ̊ؤ̊ښ̊ه̊ر̊ذ̊ے̊ ه̊ښ̊ژ̊ر̊ګ̊ ګ̊ږ̊ذ̊ښ̊ذ̊

ت̊ر̊ے̊ر̊ه̊ر̊ښ̊ه̊ر̊ښ̊ ر̊ه̊ر̊ه̊ر̊ه̊ر̊ذ̊ر̊ذ̊ے̊ ه̊ر̊ه̊.ږ̊.ه̊ذ̊.ه̊ګ̊.ذ̊

ت̊ه̊ر̊ه̊ر̊ښ̊ه̊ر̊ښ̊ ذ̊ښ̊ه̊ر̊ښ̊ ه̊ښ̊ژ̊ر̊ګ̊ ګ̊ږ̊ذ̊ښ̊ذ̊ر̊ښ̊ر̊ښ̊.

ذ̊ر̊ه̊ر̊ګ̊ے̊ / ښ̊ه̊ښ̊ے̊ه̊ر̊ / ن̊ه̊ذ̊ژ̊ر̊ذ̊ ذ̊ر̊ګ̊ه̊ښ̊

ن̊ه̊ے̊ ه̊ر̊ښ̊ے̊ ت̊ر̊ه̊ذ̊ه̊ه̊

ښ̊ژ̊ر̊ګ̊ ګ̊ږ̊ذ̊ښ̊ذ̊ ت̊ر̊ے̊ر̊ه̊ر̊ښ̊ذ̊ 3 ذ̊ر̊ښ̊ ه̊ر̊ر̊ه̊ر̊

ذ̊ے̊ر̊ر̊ه̊ر̊ ن̊ه̊ر̊ښ̊ے̊ر̊ے̊ ه̊ر̊ه̊ذ̊ے̊ر̊ے̊ ه̊ر̊ے̊ر̊ه̊ر̊

ه̊ر̊ه̊ر̊ښ̊ر̊ه̊ر̊ذ̊ے̊ ذ̊ے̊ر̊ښ̊ ښ̊ژ̊ر̊ګ̊ ګ̊ږ̊ذ̊ښ̊ ے̊ښ̊،

ے̊ر̊. ښ̊ښ̊ګ̊ ه̊ر̊ے̊ ه̊ر̊ے̊ ت̊ر̊ ښ̊ژ̊ر̊ذ̊ 2 ه̊ر̊ښ̊ښ̊ه̊ر̊ښ̊ه̊ر̊ښ̊

ذ̊ږ̊ذ̊ے̊ښ̊ر̊ښ̊ ن̊ر̊ذ̊ے̊ر̊ګ̊ ے̊ر̊. ښ̊ذ̊ر̊ښ̊ګ̊ ذ̊ے̊ه̊ر̊ګ̊ر̊

ے̊ر̊. ه̊ر̊ے̊ګ̊ر̊ ګ̊ر̊ه̊ ر̊ذ̊. ه̊ذ̊ے̊ر̊ښ̊ ه̊ر̊ښ̊ه̊ښ̊ه̊ر 26

ه̊ښ̊ 30 ه̊ر̊ښ̊ ت̊ګ̊ه̊ر̊ه̊ر̊ښ̊ه̊ر̊ه̊ذ̊ه̊.ذ̊. ت̊ ت̊ګ̊ه̊ر̊ه̊ر̊ذ̊ے̊ر̊

ن̊ذ̊ذ̊ر̊ه̊ذ̊ر̊ ه̊ر̊ت̊ے̊ه̊ر̊ښ̊ ر̊ښ̊ذ̊ے̊ر̊ذ̊ ه̊ر̊ذ̊ر̊ښ̊ ر.ذ̊ر̊.

ت̊ژ̊ذ̊ے̊ر̊ذ̊ر̊ښ̊ ذ̊ښ̊ ت̊ذ̊ڍ̊ے̊ ت̊ر̊ذ̊ر̊ښ̊ ذ̊ے̊ ه̊ذ̊ر̊ښ̊.

ه̊ر̊ښ̊ګ̊ه̊ ر̊ه̊ر̊ګ̊ه̊ه̊ه̊

2021 ذ̊ر̊ښ̊ ه̊ر̊ر̊ه̊ ښ̊ژ̊ر̊ګ̊ ګ̊ږ̊ذ̊ښ̊ذ̊

ګ̊ر̊ه̊ر̊ه̊ر̊ښ̊ ذ̊ر̊ښ̊ه̊ر̊ه̊ر̊ه̊ ه̊ر̊ښ̊ګ̊ه̊

ذ̊ه̊ښ̊ګ̊ه̊ SCOPUS ګ̊ښ̊ر̊ه̊ښ̊

ذ̊ے̊ه̊ ګ̊ه̊ر̊ه̊ښ̊ه̊ر̊ه̊ ښ̊ګ̊ه̊ه̊ ن̊ه̊ر̊ذ̊ږ̊ه̊، ه̊ذ̊ه̊ر̊ے̊

ه̊ښ̊ګ̊ه̊ښ̊ګ̊ښ̊ه̊ښ̊ر̊ښ̊ ت̊ګ̊ه̊ر̊ذ̊ر̊ښ̊ے̊ ذ̊ے̊ ه̊ذ̊ر̊ښ̊ذ̊

ن̊ه̊ذ̊ر̊ګ̊ښ̊ ر̊ښ̊ر̊ر̊ذ̊ږ̊ه̊، ه̊ذ̊.ه̊ښ̊ژ̊ ه̊ر̊ښ̊ګ̊ه̊

ذ̊ے̊ر̊ګ̊ښ̊ه̊ښ̊ر̊ښ̊ ذ̊ښ̊ه̊ر̊ښ̊ه̊ر̊ه̊ ه̊ر̊ه̊ر̊ذ̊ر̊ښ̊ر̊ښ̊ر̊ښ̊، ه̊ر̊ښ̊

ذ̊ه̊ذ̊ر̊ه̊ر̊ښ̊ ذ̊ښ̊ه̊ر̊ښ̊ه̊ر̊ښ̊ګ̊ر̊ښ̊ ه̊ر̊ښ̊ه̊ر̊ه̊

ذ̊ر̊ښ̊ه̊ر̊ښ̊ه̊ر̊ښ̊ ه̊ر̊ښ̊ګ̊ه̊ ه̊ر̊ښ̊ه̊ر̊ښ̊ه̊ر̊ه̊ ه̊ر̊ښ̊ګ̊ه̊

ذ̊ه̊ر̊ښ̊ ه̊ر̊ښ̊ه̊ر̊ښ̊ ه̊ر̊ښ̊ه̊ر̊ښ̊ه̊ر̊ه̊ ه̊ر̊ښ̊ه̊ر̊ه̊

ه̊ر̊ښ̊

ژورنڭچى ئۈچۈن ئېچىلىشلار

ھەممە ئىشتىن ئىلگىرى ئېيتماقچى بولغىنىمدەك، ئەسلىدە ئۇچۇر تېخنىكىسى ساھەسىدە ئىشلەۋاتقان كىشىلەر ئۈچۈن ئىنتايىن كۆپ ئىمكانىيەتلەر مەۋجۇت. ئۇچۇر تېخنىكىسى ساھەسىدە ئىشلەۋاتقان كىشىلەر ئۈچۈن ئەڭ ياخشى ئىمكانىيەت شۇكى، ئۇلار ئۆزلىرى ئۆگەنگەن ئىلىم-پەن ۋە تېخنىكا ئارقىلىق ئۆزلىرى ياشاۋاتقان جەمئىيەتكە ئۆزلىرى ئۈچۈن ئەڭ كۆپ تۆھپە قوشالايدۇ

ކުރިއަށް ގެންދާނެއެވެ.

- ފާސްބަސް ތަފާ ބާވަން (ބިލިއަން)
- ފާސްބަސް ތަފާ ބާވީސް (ފަސްވާ)
- ވ،ސ،ކ،ގ،ق،ބ،ﷺ ،ﷺ،ﷺ، ،ﷺ ،ﷺ ،ﷺ

ހިންދަންކުރެއްވުން ކުރިން ބަންދުކުރެވިފައި ހުންނަ ބަންދުތައް ހުއްދަ ކުރެވިދާނެ.

- ބަންދުތަކުން ދާންދެން ބަންދު ވިދާންދާ ބަންދުގެ ކުރިން ހިންދަންކުރެއްވުން ކުރެވިދާނެ.

ވަކި ބަންދުތަކާ ބެހިގެން ތަފުސީލު

1. 09 ސެप्ટેम्બ� 2021 ވަން ދުވަހު ހެއްވުން ކުރާ ހިންދަންކުރެއްވުން ތެރެއިން ބަންދުކުރެވިފައި ހުންނަ ބަންދުތަކުން ކަމުގައިވާ ބަންދުތަކުން ކަމަ ކުރިއަށް ބަދަލުކުރެވިދާ ބަންދުތަކުން ބަންދުކުރެވިދާ ބަންދުތަކުން ބަންދުކުރެވިދާ ބަންދުތަކުން ؟ ؟ ؟

ﷺ ﷺ ﷺ

ھەڤۮىرۋىش: 1st PGCL SAARC International Moot Court Competition 2020 ۋىسۇۋەتكەى ئەۋىلەت ئۇنىۋېرسىتېتىنى ۋەكىلىلەشتۈرۈپ ئۆتكۈزۈلگەن سۈھبەتتە ئەۋلاد ئىنىقلىق ۋەزىرى ئەھمەد ئەدىب ئىبراھىم "ۋىسۇھ ۋېچىسىھەكۇ سۈنۈ ۋىسۇھىنىڭىشىنگە دۇچىش ئۈچۈن ئۇنۇتۇچىشىنى "2021 كەۋە دېۋۇتكۇچىگە دۇچىش چېڭدەكىيە ھەۋۇىرىۋۇرەدۇ. ۋە دەققەدە ۋىسۇگۇرەكىيە ۋۇھەتكەبە كەتكە 13 ۋىش 14 ھەتە ۋەكەۋەتكەتتە ۋېدىسە ۋۇتقىۋۇدىكەدۇ.

دېۋۇتكۇچىگە چېدىكەۋە ۋىدىشىيە ئە سۇۋۇيەتكەشىگە ھەتكەبە ئەتكەبە. ئەكەيەتكەشىنى دېچىدىكەۋە ۋىدىشىيە ھەتكۇتكۇچىگە سىدىسىھەكە 6ى ئەكەيەۋەتكەش ئەدىكەۋە، ھەسىگە ھەققەتىۋە (سۇۋۇيەكە) ھەۋىشەۋە سىۋىگە (سۇۋۇيەكە) ھەكە ۋىسۇۋەۋە ئەۋىتىگە (ئەيسىگەيەكە) ھۇ. ۋىدىھەكەنى ئەتەكەتەكە ۋەۋىسەكەش ۋىتىكۇچىگە چېڭ ئەى ئەتۇۋەۋەتىگە ۋىدىكەۋە ئەكەشىدەش، ھەشىنى كەۋە ۋەسە ئېھەش 8چېڭ ھېتكەكەۋە ۋىدىسىدەشىنى. ۋە ئە ھەققەكەۋە ۋىتىكۇچىگە چېڭ ۋەسە ئە ھەۋەتە ئەسىۋىتىنەۋەتى. ۋە چېڭىدە، ۋە ئەھەققەنى ھەسىۋە چىھەكەۋە ۋىسۇۋەتىگە ۋىدىكەۋە ۋىدىكەۋە ئەكەشىدەش ھەكەۋە ۋىدىكەۋە ۋىدىكەۋە ۋىدى

ހަ ،ﷺ ،ﷺ ،ﷺ

ހިއިސާބުގައި ބަންދުކުރެވިފައިވާ 300 ވަން ކުއްލިން ސާވާ ކުރުން، ބަދަލު ބަދަލުކުރުން ބާ ކުރިއަށްދާ ބަދަލުތަކުން ކުރިއަށް ގެންދާ ހިންދަ ހިންދަ ދާއިރާތަކުން ކުރިއަށް ގެންދާ ބަދަލުތަކެވެ.

2021 ވަން ބަދަން ހިންދަ ދުވަހުގެ ކުރިން ބ.ރ.ސ.ސ. ބ.ބ.ސ.ސ. ،ބ.ބ.ސ.ސ. ،ބ.ބ. س.س. ،ب.ب.س.س. ،ب.ب.س.س. ،ب.ب.

ترورز ،ﷺ ،ﷺ ،ﷺ

ކۯސްތަކާއި ދަރިވަރުން

1. ދިވެ ވަންދެން ކުރިން ދަންނަވަން ކޯސްތަކުގެ ތެރެން ދިވެ ވަންދެން ކުރިން ދަންނަވަން ކޯސްތަކުގެ ތެރެ Total Enrolment Long Term & Short Term Courses

Faculty/Centre	2017			2018			2019			2020			2021		
	Long Term	Short Term	Total	Long Term	Short Term	Total	Long Term	Short Term	Total	Long Term	Short Term	Total	Long Term	Short Term	Total
Centre for Maritime Studies	0	1694	1694	1	296	297	8	718	726	10	682	692	1	312	313
Centre for Foundation Studies	375	-	375	869	-	869	905	-	905	735	-	735	648	0	767
Faculty of Arts	504	74	578	259	53	312	248	52	300	242	-	242	259	269	528
Faculty of Education	2096	-	2096	1583	-	1583	1040	-	1040	978	-	978	687	0	687
Faculty of Engineering, Science & Technology	0	-	0	539	-	539	557	-	557	584	-	584	533	28	561
Faculty of Health Sciences	1583	-	1583	610	-	610	651	-	651	684	-	684	652	0	652
Faculty of Hospitality & Tourism Studies	616	-	616	569	-	569	590	-	590	518	-	518	459	212	671
MNU Business School	1235	-	1235	1478	-	1478	1368	-	1368	1222	-	1222	974	0	974
Faculty of Shari'ah & Law	486	-	486	0	-	0	0	-	0	718	-	718	453	134	587
School of Nursing	0	-	0	1534	-	1534	1627	-	1627	1395	-	1395	1,616	0	1,616
School of Medicine	0	-	0	22	-	22	49	-	49	80	-	80	118	0	118
Total	9352	1768	11120	8554	349	8903	7984	770	8754	7166	682	7848	6,400	761	7,355

2. ދիވެ ވަންދެން ކުރިން ދަންނަ ކۯސްތަކުގެ ތެރެ Total Enrolment Long Term Courses

Faculty/Centre	2017			2018			2019			2020			2021		
	Female	Male	Total	Female	Male	Total	Female	Male	Total	Female	Male	Total	Female	Male	Total
Centre for Maritime Studies	0	0	0	0	1	1	-	9	9	-	10	10	0	1	1
Centre for Open Learning	818	311	1129	0	0	0	0	0	0	0	0	0	0	0	0
Centre for Foundation Studies	271	104	375	622	247	869	621	351	972	484	251	735	498	269	648
Faculty of Arts	350	154	504	164	95	259	181	79	260	162	80	242	188	71	259
Faculty of Education	1673	423	2096	1227	356	1583	880	165	1045	820	158	978	579	108	687
Faculty of Engineering, Science & Tech	0	0	0	169	370	539	170	423	593	181	403	584	149	384	533
Faculty of Engineering	35	204	239	0	0	0	0	0	0	0	0	0	0	0	0
Faculty of Health Sciences	1488	95	1583	538	72	610	580	89	669	588	96	684	563	89	652
Faculty of Hospitality & Tourism Studies	245	371	616	255	314	569	314	314	628	269	249	518	261	198	459
Faculty of Islamic Studies	439	306	745	0	0	0	0	0	0	0	0	0	0	0	0
Faculty of Law and Islamic Studies	0	0	0	601	489	1090	528	457	985	0	0	0	0	0	0
Faculty of Science	110	234	344	0	0	0	0	0	0	0	0	0	0	0	0
Faculty of Sharia and Law	312	174	486	0	0	0	0	0	0	403	315	718	271	182	453
MNU Business School	773	462	1235	940	538	1478	892	500	1392	785	437	1222	615	359	974
School of Nursing	0	0	0	1485	49	1534	1559	51	1610	1343	52	1395	1,547	69	1,616
School of Medicine	0	0	0	20	2	22	43	6	49	63	17	80	97	21	118
Total	**6514**	**2838**	**9352**	**6021**	**2533**	**8554**	**5768**	**2444**	**8212**	**5098**	**2068**	**7166**	**4,768**	**1,751**	**6,400**

ލ ތ ؛ ؛ ؛

5. ހާބަރ ސްކޫލް ވެސްޓަރން ސްޓަڈީން ކުރިން ދާންވާ ކުރު ދުވަހުގެ ކورސްތަކުން ހަދިއްޕަން

Short-term Courses - Centre for Maritime Studies

Course Name	2017			2018			2019			2020			2021		
	F	M	T	F	M	T	F	M	T	F	M	T	F	M	T
Advanced Fire Fighting	0	16	16	0	1	1	-	6	6				0	1	1
Advanced Oil Tanker Safety	-	-	-	-	-	-	-	-	-	0	1	1	-	-	-
Coastal Navigation Course	0	614	614	0	35	35	-	48	48	0	26	26	0	23	23
Company Security Officer	-	-	-	0	11	11	-	-	-	-	-	-	-	-	-
Ship Security Officer	-	-	-	-	-	-	-	-	-	0	1	1	-	-	-
Elementary First Aid	0	39	39	0	12	12	-	21	21	1	24	25	-	-	-
Fire Prevention and Fire Fighting	0	39	39	0	11	11	-	23	23	0	25	25	-	-	-
Global Maritime Distress & Safety Sys	0	5	5	0	1	1	-	-	-	0	2	2	-	-	-
Engineer Officer Refresher & Upgrading	0	4	4	-	-	-	-	6	6	-	-	-	0	27	27
Medical First Aid (Care)	-	-	-	-	-	-	-	7	7	0	1	1	-	-	-
Refresher - Survival Craft and Rescue Boats	-	-	-	-	-	-	-	-	-	-	-	-	-	-	-
Personal Safety & Social Responsibilities	0	37	37	0	11	11	-	22	22	1	26	27	0	1	1
Personal Survival Techniques	0	38	38	0	9	9	-	24	24	0	24	24	0	1	1
Port Facility Security Officer	1	28	29	0	22	22	-	-	-	-	-	-	-	-	-
Proficiency in Survvl Craft & Resc Boats	-	-	-	-	-	-	-	8	8	-	-	-	-	-	-
Radar Navigation at Management Level	-	-	-	-	-	-	-	-	-	0	1	1	-	-	-
Radar Navigation at Operational Level	0	12	12	-	-	-	-	-	-	-	-	-	0	1	1
Rating Forming Part of Engine-room Watch	-	-	-	0	7	7	-	-	-	-	-	-	-	-	-
Rating Forming Part of Navigational Watch	0	2	2	1	5	6	-	-	-	-	-	-	-	-	-
RU-Proficiency in Elementary First Aid	0	73	73	-	-	-	-	-	-	-	-	-	-	-	-
Proficiency in Ship Security Awareness	0	54	54	0	17	17	-	-	-	0	12	12	-	-	-
Petroleum Safety and Quantity Assessment	0	0	0	-	-	-	-	-	-				-	-	-
Anti-Piracy Awareness	0	42	42	0	13	13	-	19	19	0	4	4	0	1	1
Marine Environment Awareness	0	50	50	0	17	17	-	13	13	0	3	3	-	-	-
Proficiency in Designated Security Services	0	53	53	0	23	23	-	18	18	0	10	10	-	-	-
Proficiency Liquefied Petroleum Gas Tanker Ops	-	-	-	0	13	13	-	-	-				-	-	-
Proficiency in Ship Security Officer	0	6	6	0	8	8	-	4	4	0	15	15	0	4	4
Proficiency Medical and First Aid	0	15	15	0	1	1	-	-	-				-	-	-
Engineer Officer Refresher & Upgrading	-	-	-	-	-	-	-	6	6	0	50	50	-	-	-
Master Deck Officier Refresher and Upgrading	0	8	8	-	-	-	-	12	12	0	34	34	0	13	13
Refresher for Fire Prevention & Fire Fighting	0	72	72	-	-	-	-	64	64	1	54	55	1	70	71
Refresher Advanced Fire Fighting	-	-	-	0	5	5	-	-	-	0	7	7	0	4	4
Refresher for Proficiency in Prsnl Safety & SR	0	66	66	0	15	15	-	65	65	0	57	57	0	2	2
Refresher for Personal Survival Techniques	0	63	63	0	16	16	-	63	63	1	54	55	-	-	-
Refresher for Proficiency in Srvvl Craft and RB	0	18	18	0	6	6	-	31	31	0	31	31	0	4	4
Refresher & Upgrading Elementary First Aid	0	2	2	0	15	15	-	-	-	0	61	61	0	1	1
Falhuveringe Certificate	0	56	56	-	-	-	-	18	18				0	36	36
Niyamikamuge Certificate 2	0	254	254	-	-	-	-	92	92	1	92	93	1	67	68
Proficiency Basic Oil & Chemical Tanker Ops	-	-	-	-	-	-	-	56	56	0	49	49	0	32	32
Proficiency in Survival Craft and RB	0	27	27	1	6	7	-	4	4	0	13	13	0	3	3
Electronic Chart Display & Information System	-	-	-	-	-	-	-	-	-	-	-	-	0	19	19
Total	**1**	**1693**	**1694**	**2**	**297**	**299**	**0**	**718**	**718**	**5**	**677**	**682**	**2**	**310**	**312**

6. ؋ؘ؋ؘ؋ؘ ؋ؘ؋ؘ ؋ؘ؋ؘ؋ؘ ؋ؘ؋ؘ؋ؘ ؋ؘ؋ؘ؋ؘ ؋ؘ؋ؘ؋ؘ ؋ؘ؋ؘ؋ؘ ؋ؘ؋ؘ؋ؘ ؋ؘ؋ؘ؋ؘ ؋ؘ؋ؘ؋ؘ

Long-term Courses - Faculty of Education

Course Name	2017			2018			2019			2020			2021		
	F	M	T	F	M	T	F	M	T	F	M	T	F	M	T
Advanced Certificate in Education	27	4	31	2	1	3	-	-	-	42	4	46	11	0	11
Advanced Diploma in Teaching Primary	7	0	7	5	0	5	3	0	3	1	-	1	-	-	-
Advanced Diploma in Teaching S	2	0	2	0	1	1	-	-		-	-	-	-	-	-
Bachelor of Education Secondary (DLL)	-	-	-	-	-	-	-	-	-	1	-	1	-	-	-
Diploma in Early Childhood Education	-	-	-	-	-	-	2	-	2	1	-	1	1	0	1
Bachelor of Education - Primary	296	39	335	-	-	-	-	-	-	27	-	27	30	5	35
Diploma in Teaching Dhivehi Language	-	-	-	-	-	-	-	-	-	-	-	-	1	0	1
BA in Teaching Eng as a Foreign Lang	70	11	81	66	10	76	69	12	81	70	13	83	39	5	44
Doctoral Foundation Studies	1	1	2	-	-	-	-	-	-	-	-	-	-	-	-
Diploma of Teaching - Secondary	-	-	-	-	-	-	66	16	82	-	-	-	-	-	-
Diploma of Teaching - Primary	1	1	2	1	1	2	8	1	9	-	-	-	4	2	6
Diploma of Teaching - Primary (ECE)	2	0	2	2	0	2	-	-	-	-	-	-	-	-	-
Bachelor of Teaching - Secondary	269	119	388	103	32	135	-	-	-	48	9	57	-	-	-
Diploma in Teaching Primary (Isl/Dhiv/Qur)	2	2	4	0	1	1	-	-	-	5	3	8	-	-	-
AD in Teaching Dhiv Language & Literature	0	1	1	-	-	-	-	-	-	-	-	-	-	-	-
AD in Education (Early Childhood)	7	0	7	-	-	-	-	-	-	-	-	-	-	-	-
Bachelor of Ed in Eng Lang & Literature	1	0	1	-	-	-	-	-	-	-	-	-	-	-	-
BEd Secondary (Mathematics)	3	0	3	-	-	-	-	-	-	-	-	-	-	-	-
Bachelor of Education - Primary (Dhi/Isl/Qur)	-	-	-	76	16	92	27	6	33	11	5	16	-	-	-
Master of Education	95	58	153	232	125	357	168	43	211	81	11	92	146	65	211
Master of Education (EM & Leadership)	49	14	63	40	8	48	-	-	-	11	3	14	-	-	-
Master of Education (DLT)	71	32	103	-	-	-	-	-	-	72	56	128	-	-	-
Master of Education (Edu Assessment)	31	11	42	12	4	16	-	-	-	-	-	-	-	-	-
Master of Education (Eng Lang Teaching)	-	-	-	-	-	-	-	-	-	21	1	22	-	-	-
PhD in Education	3	0	3	3	1	4	-	1	1	4	1	5	5	1	6
Bachelor of Teaching Primary (SEN)	9	0	9	54	0	54	28	-	28	29	-	29	2	0	2
Bachelor of Teaching Secondary (DLL)	-	-	-	168	96	264	65	24	89	43	12	55	59	7	66
PgD in Education (Dhivehi)	-	-	-	1	0	1	2	-	2	-	-	-	5	4	9
Bachelor of Teaching Secondary (Math)	5	5	10	1	1	2	5	5	10	9	5	14	5	1	6
Bachelor of Teaching - Primary	487	79	566	1	5	6	190	12	202	149	8	157	249	17	266
Bachelor of Teaching Primary - (ECE)	68	0	68	27	0	27	37	-	37	24	-	24	12	0	12
Bachelor of Teaching Primary (H, PE & CA)	9	19	28	3	7	10	1	7	8	1	8	9	0	1	1
BEd in Early Childhood Education	50	0	50	-	-	-	3	-	3	2	-	2	5	0	5
BEd in Health & Physical Education	3	11	14	2	8	10	2	9	11	2	1	3	-	-	-
BEd Dhivehi Language & Lit	38	11	49	-	-	-	-	-	-	-	-	-	-	-	-
Bachelor of Education - Primary	-	-	-	443	56	499	40	3	43	-	-	-	-	-	-
AD in Teaching - Primary (Isl/Dhiv/Qur)	0	1	1	0	1	1	-	-	-	-	-	-	-	-	-
Bachelor of Education - Primary (SEN)	36	0	36	-	-	-	10	-	10	16	-	16	4	0	4
Bachelor of Education Secondary	18	1	19	15	1	16	-	-	-	-	-	-	1	0	1
Bachelor of Education (English)	13	1	14	1	0	1	3	-	3	-	-	-	-	-	-
Bachelor of Teaching - Primary (D/Is/Qur)	-	-	-	114	27	141	133	22	155	150	18	168	-	-	-
Total	**1673**	**421**	**2094**	**1372**	**402**	**1774**	**880**	**165**	**1045**	**820**	**158**	**978**	**579**	**108**	**687**

7. ؤرەدەچ ،ؤژ ،ءدەچىبرەدەبرەدى،سەرەدىرىث ،ءدىدۇ ءۋىنىزگۋچىءى ءىرۇ دەمەترەدۇى ئۇكسەءەدۇدەر ھەرءءىرىش / Long-term Courses - FEST

Course Name	2017			2018			2019			2020			2021		
	Female	Male	Total	Female	Male	Total	Female	Male	Total	Female	Male	Total	Female	Male	Total
AC in Elctrcl & Elctrnc Engineering	0	23	23	0	13	13	-	-	-	-	-	-	1	5	6
AC in Electrical Engineering	-	-	-	0	2	2	-	-	-	-	-	-	-	-	-
AC in Information Technology	-	-	-	21	62	83	16	107	123	7	88	95	12	84	96
AC in Engine Repair & Maintenance	0	5	5	-	-	-	-	-	-				0	4	4
Certificate 3 in Electro-technical Tech	3	76	79	0	37	37	-	31	31	2	17	19	0	33	33
Certificate 3 in Frntr Carptry & Joinery	-	-	-	-	-	-	-	-	-	-	-	-	-	-	-
Certificate 3 in Welding & Sheet Metal	0	1	1	-	-	-	-	-	-	-	13	13	0	26	26
Cert3 in Drinking Water Systems Op.Mng	1	18	19	-	-	-	-	-	-				-	-	-
Certificate 3 in Engine R&M	0	1	1	-	-	-	-	27	27	-	12	12	0	1	1
Master of Marine Science	-	-	-	0	3	3	-	-	-	-	-	-	-	-	-
Diploma in Electronics Engineering	0	5	5	-	-	-	-	-	-	-	-	-	0	1	1
Diploma in Electrical Engineering	0	5	5	-	-	-	-	-	-	-	-	-	-	-	-
Diploma in Architecture	-	-	-	-	-	-	-	-	-	-	-	-	-	-	-
Diploma in Civil Engineering	-	-	-	-	-	-	-	-	-	-	-	-	-	-	-
Diploma in Information Technology	-	-	-	3	31	34	3	15	18	1	7	8	0	1	1
Diploma in Environment Management	-	-	-	0	1	1	-	-	-	-	-	-	-	-	-
Diploma in Networking	-	-	-	0	6	6	-	-	-	-	-	-	0	2	2
Bachelor of Information Technology	-	-	-	30	98	128	28	93	121	26	86	112	25	71	96
Bachelor of Arts in Interior Design	-	-	-	9	1	10	16	2	18	14	2	16	11	1	12
Bachelor of Arts in Architectural Design	27	38	65	30	36	66	34	34	68	51	34	85	55	43	98
Bachelor of Civil Engineering	4	32	36	3	40	43	4	43	47	4	41	45	3	32	35
Bachelor of Computer Science	-	-	-	5	32	37	7	48	55	13	62	75	8	56	64
Bachelor of Environmental Management	0	2	2	40	17	57	17	10	27	17	15	32	9	11	20
Bachelor of Marine Science	-	-	-	-	-	-	-	-	-	5	11	16	4	5	9
Bachelor of Science	-	-	-	34	12	46	45	13	58	41	15	56	21	8	29
Total	**35**	**206**	**241**	**175**	**391**	**566**	**170**	**423**	**593**	**181**	**403**	**584**	**149**	**384**	**533**

8. ءىشىچەر ۋۇبر ۋەدەشۋىسەش ءىشچەۋچ - ءىرۇددەمەترەدۇى ئۇكسەءەدۇ / Long-Term Courses - Centre for Foundation Studies

Course Name	2017			2018			2019			2020			2021		
	Female	Male	Total	Female	Male	Total	Female	Male	Total	Female	Male	Total	Female	Male	Total
Certificate 4 - Foundation Studies	141	60	201	441	222	663	452	273	725	369	203	572	443	250	693
English for Further Studies	-	-	-	-	-	-	159	69	228	114	45	159	46	11	57
University Preparation Programme	-	-	-	-	-	-	10	9	19	1	3	4	9	8	17
Foundation Studies Level 1	63	5	68	-	-	-	-	-	-	-	-	-	-	-	-
Foundation Studies Level 2	67	39	106	-	-	-	-	-	-	-	-	-	-	-	-
Total	**271**	**104**	**375**	**441**	**222**	**663**	**621**	**351**	**972**	**484**	**251**	**735**	**498**	**269**	**767**

9. ؤرەدەچ ،ؤژ ءىرۇ دەمەترەدۇى ئۇكسەءەدۇدەر ھەرءءىرىش / Long-term Courses - Faculty of Health Sciences

Course Name	2017			2018			2019			2020			2021		
	Female	Male	Total	Female	Male	Total	Female	Male	Total	Female	Male	Total	Female	Male	Total
Advanced Cert in Pmr Health Care	2	2	4	1	0	1	5	--	5	16	5	21	11	6	17
Advanced Certificate in Counseling	33	1	34	34	0	34	58	5	63	44	2	46	16	1	17
Advanced Certificate in Pharmacy	84	7	91	88	2	90	91	6	97	93	12	105	69	7	76
Advanced Certificate in SSW	2	1	3	1	0	1	-	-	-	-	-	-	-	-	-
Bachelor of Counselling	-	-	-	-	-	-	34	1	35	30	1	31	42	2	44
Bachelor of Physiotherapy	-	-	-	-	-	-	17	4	21	31	7	38	41	10	51
Bachelor of Health Service Management	-	-	-	23	3	26	17	3	20	15	3	18	17	2	19
Bachelor of Primary Health Care	73	24	97	49	20	69	29	12	41	31	12	43	25	7	32
Bachelor of Medical Laboratory Tech	-	-	-	99	23	122	135	28	163	-	-	-	-	-	-
Bachelor of Medical Laboratory Science	71	12	83	-	-	-	-	-	-	137	27	164	149	26	175
Bachelor of Social Work	17	2	19	32	7	39	21	6	27	13	3	16	20	3	23
Bachelor of Psychology	-	-	-	85	8	93	93	8	101	112	8	120	106	8	114
Diploma in Med Lab Technology	38	8	46	18	2	20	11	2	13	-	-	-	3	0	3
Diploma in Med Lab Science	-	-	-	12	2	14	-	-	-	7	-	7	-	-	-
Diploma in Pharmacy	69	6	75	72	4	76	53	3	56	44	3	47	49	6	55
Diploma in Primary Health Care	19	2	21	13	2	15	5	3	8	4	4	8	10	4	14
Diploma in Primary Health Care (Conv1)	-	-	-	-	-	-	-	-	-	-	-	-	-	-	-
Diploma in Primary Health Care (Conv3)	-	-	-	-	-	-	-	-	-	-	-	-	-	-	-
Diploma in Counseling	35	0	35	12	0	12	-	-	-	-	-	-	1	0	1
Master in Public Health	10	2	12	10	2	12	11	8	19	11	9	20	4	7	11
Total	**453**	**67**	**520**	**549**	**75**	**624**	**580**	**89**	**669**	**588**	**96**	**684**	**563**	**89**	**652**

10. ءىشىچەر ،ؤژ سۮرىسىشۮى ءىرۇ دەمەترەدۇى ئۇكسەءەدۇدەر ھەرءءىرىش / Long-term Courses - School of Nursing

Course Name	2017			2018			2019			2020			2021		
	Female	Male	Total	Female	Male	Total	Female	Male	Total	Female	Male	Total	Female	Male	Total
Advanced Certificate in Nursing	236	14	250	553	31	584	377	24	401	305	19	324	302	24	326
Diploma in Nursing	517	9	526	514	17	531	691	25	716	561	28	589	756	38	794
Diploma in Nursing (Conversion)	-	-	-	-	-	-	-	-	-	-	-	-	-	-	-
Diploma in Midwifery	-	-	-	-	-	-	-	-	-	-	-	-	-	-	-
Diploma in Critical Care Nursing	1	0	1	-	-	-	-	-	-	-	-	-	-	-	-
AD in Critical Care Nursing	9	0	9	2	0	2	20	0	20	-	-	-	17	0	17
Advanced Diploma in Midwifery	18	1	19	19	0	19	19	0	19	-	-	-	32	0	32
Advanced Diploma in Nursing	-	-	-	-	-	-	-	-	-	-	-	-	-	-	-
Bachelor of Nursing	227	2	229	348	5	353	365	2	367	378	4	382	322	6	328
Master of Nursing	27	2	29	42	2	44	87	-	87	99	1	100	95	1	96
Master of Nursing Administration	-	-	-	-	-	-	-	-	-	-	-	-	23	0	23
Total	**1035**	**28**	**1063**	**1478**	**55**	**1533**	**1559**	**51**	**1610**	**1343**	**52**	**1395**	**1,547**	**69**	**1,616**

Long-term Courses - MNU Buisness School / .11 ދއ.ދ.ން.ބ ބިސްނެސް ސްކޫލްގެ ދިގު ދުވަހުގެ ކورސްތަކުން

Course Name	2017			2018			2019			2020			2021		
	Female	Male	Total	Female	Male	Total	Female	Male	Total	Female	Male	Total	Female	Male	Total
ACCA	1	10	11	19	11	30	3	3	6	-	-	-	1	1	2
Advanced Certificate in Management	60	22	82	110	60	170	96	60	156	81	61	142	52	38	90
Advanced Diploma in Accounting	-	-	-	-	-	-	-	-	-	-	-	-	-	-	-
Bachelor of Accounting & Finance	241	129	370	274	146	420	278	156	434	236	138	374	179	110	289
Bachelor of Business	166	78	244	190	97	287	188	97	285	208	99	307	182	92	274
Advanced Certificate in HRM	-	-	-	-	-	-	4	2	6	-	-	-	1	0	1
Diploma in Business	98	62	160	59	39	98	22	7	29	1	-	1	2	3	5
Bachelor of HRM	84	40	124	128	63	191	160	84	244	119	56	175	84	43	127
Bachelor of Marketing	21	20	41	34	27	61	33	25	58	40	21	61	30	9	39
AAT Advanced Diploma in Accounting	10	21	31	26	32	58	18	18	36	20	18	38	12	8	20
AAT Certificate in Accounting	-	-	-	-	-	-	-	-	-	1	-	1	-	-	-
AAT Foundation Cert in Accounting	17	7	24	13	3	16	16	6	22	15	6	21	11	8	19
AAT Diploma in Accounting	3	1	4	3	0	3	-	-	-	-	-	-	1	1	2
Bachelor of Economic & Management	-	-	-	-	-	-	11	5	16	8	4	12	8	3	11
Master of Business Administration	72	72	144	75	70	145	63	37	100	56	34	90	52	43	95
Doctor of Philosophy	-	-	-	6	6	12	-	-	-	-	-	-	-	-	-
Total	**773**	**461**	**1234**	**937**	**554**	**1491**	**892**	**500**	**1392**	**785**	**437**	**1222**	**615**	**359**	**974**

Long-term Courses - Faculty of Arts / .12 ؋ئەدەبِ ءَدَمِ ءَسَرەسْ ؋ ءِرِدُ دُهْدَرَهْدُ ئَكْسْءَدَدُءَرِ هَءِدُءَبِرْسْ

Course Name	2017			2018			2019			2020			2021		
	Female	Male	Total	Female	Male	Total	Female	Male	Total	Female	Male	Total	Female	Male	Total
AC in Library & Information Services	13	0	13	15	0	15	11	1	12	18	-	18	-	-	-
Adv Certificate in Language Use	31	15	46	11	2	13	-	-	-	9	5	14	1	0	1
Advanced Certificate in Visual Arts	5	7	12	0	1	1	18	13	31	17	5	22	2	1	3
Advanced Certificate in Journalism	-	-	-	5	7	12	-	-	-	8	10	18	14	12	26
Certificate 3 in Arabic Language	-	-	-	-	-	-	-	-	-	-	-	-	17	7	24
Advance Cettificate in Arabic Langauage	-	-	-	-	-	-	-	-	-	-	-	-	22	2	24
Advance Certificate in Library & IS	-	-	-	-	-	-	-	-	-	-	-	-	8	0	8
Dip in Library & Information Services	10	0	10	-	-	-	27	-	27	10	1	11	14	0	14
Diploma in Journalism	15	10	25	5	1	6	1	0	1	-	-	-	-	-	-
Diploma in Dhivehi Language	8	2	10	2	1	3	-	-	-	-	-	-	-	-	-
Diploma in Arabic Language	-	-	-	-	-	-	-	-	-	-	-	-	10	2	12
Bachelor of Arts Dhivehi Language	79	73	152	52	53	105	19	15	34	6	5	11	2	1	3
Master of Dhivehi Language & Culture	11	3	14	8	2	10	9	3	12	6	2	8	-	-	-
Master of Arts in Social Policy	-	-	-	-	-	-	24	3	27	37	15	52	41	10	51
Bachelor of Arts in Journalism	10	5	15	14	7	21	12	9	21	5	2	7	5	2	7
BA in Political Sci & International Rel	27	22	49	28	19	47	31	26	57	29	29	58	33	27	60
AD in English Lang & Communication	10	1	11	7	1	8	3	1	4	2	-	2	-	-	-
BA in English Lang & Communication	20	4	24	19	3	22	24	7	31	13	5	18	17	6	23
Doctoral Foundation Studies	-	-	-	-	-	-	2	1	3	2	1	3	2	1	3
Total	**350**	**154**	**504**	**166**	**97**	**263**	**181**	**79**	**260**	**162**	**80**	**242**	**188**	**71**	**259**

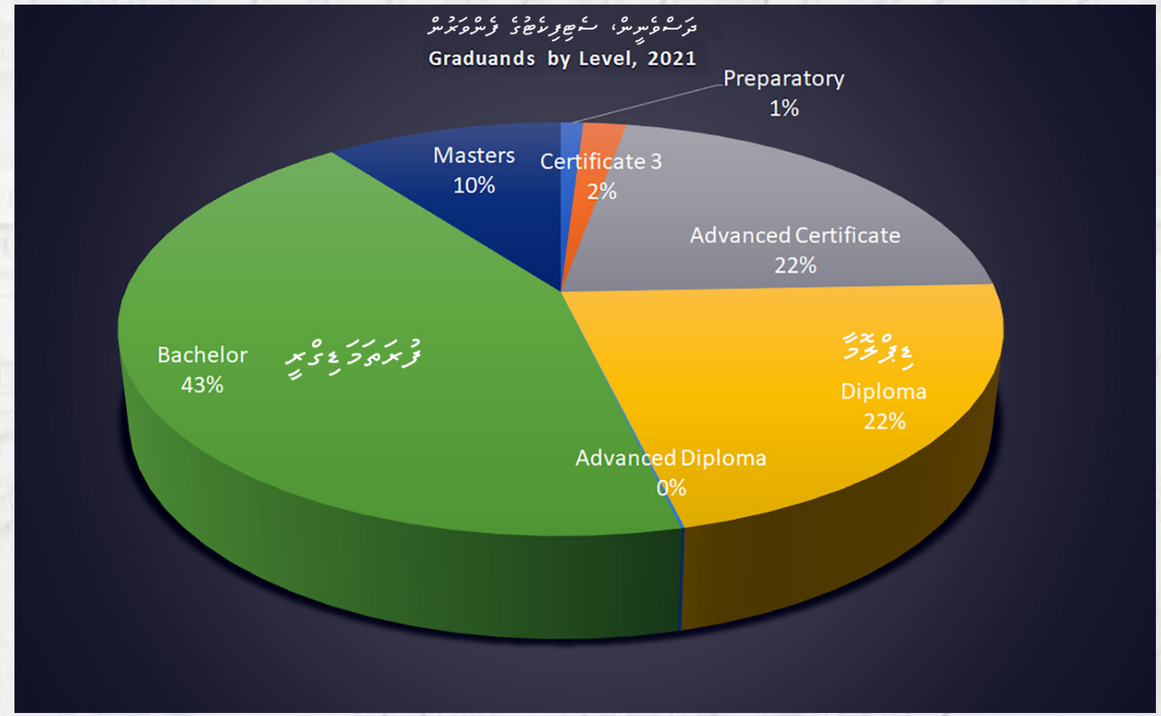

ڊِ ڤَڊَّجْسْ ؋ئَرْمُوَجَرْسِر ؋ئَرِ ڤُرَمُڤِ/ـسْءَسْڤَجَرْمُوَجَرْدَرَ ؋ئِرِدُ دُهْدَرَهْدُ ئَكْسْءَدَدُءَرِ ؋ئَرْمُوَجَرْسْ ؋ئَرْمُوَجَرْسِرِ ؋ئَرِ سْڤِڤِرْنَڊَڤُ. ؋ئَسْدَ ءِسَ ؋ئَرْمُوَجَرْسْ ڀَرْسِءُدَرْمَرْسِ ڤَڤُدَرْمَرْ ءِيْسِرِ ؋ئَ.

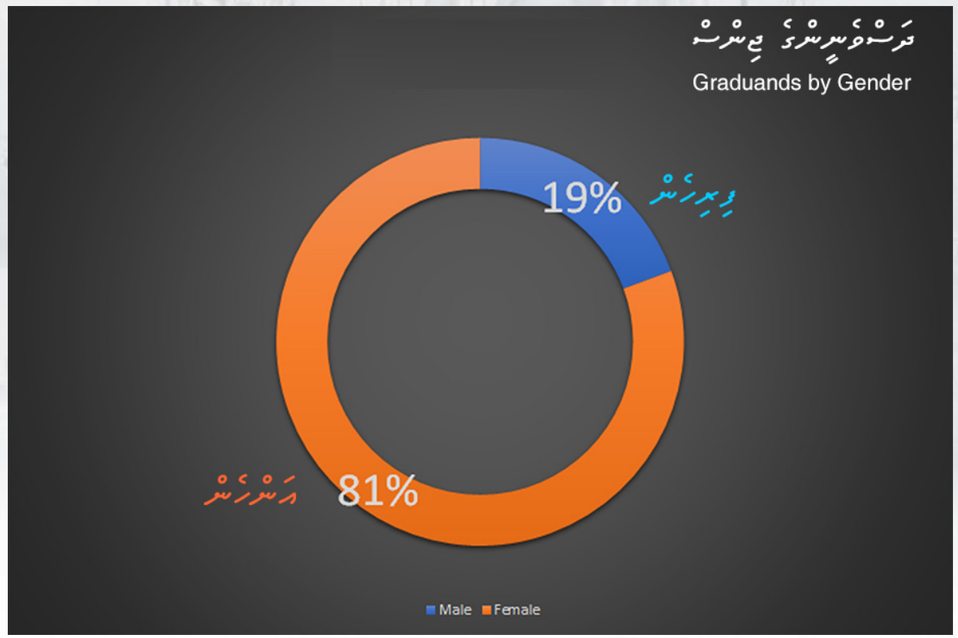

ئَسْدَهْءِيَّ ؋ئَرَسْ

ڤُسِرِوَجَرسِڤِءَرِ

ءِيرِرُسْ ؋ئَرْمُوَجَرْسْ

ءَدَكُرُ.

13. ؤسَرَفْحِ مَرْؤ ،ـرْشْوِسَرَحِ ،ـرْشْوَ ،ـرْشْوَ سْـءَحِيْ ،ـرِدْ دْمْمَرَفْدُدُ ،ـرْشْوَرْدَوِ هَوِءْـرِسْ / Long-term Courses - Faculty of Hospitality and Tourism Studies

Course	2017			2018			2019			2020			2021		
	Female	Male	Total	Female	Male	Total	Female	Male	Total	Female	Male	Total	Female	Male	Total
BSc in Culinary Arts Management	1	0	1	2	0	2	-	-	-	-	1	1	-	-	-
BSc in Hotel & Resort Management	0	4	4	0	2	2	0	1	1	-	-	-	-	-	-
Bachelor of Arts in Int Hotel & Tou Management	-	-	-	-	-	-	-	-	-	-	-	-	-	-	-
BB in Tourism Management	0	7	7	0	3	3	-	-	-	-	1	1	0	2	2
Diploma in Tourism Management	33	95	128	23	52	75	10	8	18	1	1	2	0	1	1
Diploma in Hospitality Management	38	60	98	21	34	55	7	15	22	1	1	2	1	0	1
BTEC National Diploma in Hospitality	0	1	1	0	1	1	-	-	-	-	-	-	0	1	1
AC in Hospitality & Tourism Studies	23	46	69	77	93	170	90	135	225	68	96	164	57	63	120
BTEC ND in Travel and Tourism	-	-	-	-	-	-	-	-	-	-	-	-	-	-	-
Certificate III in Accommodation Op	-	-	-	-	-	-	-	-	-	-	-	-	-	-	-
Certificate III in Housekeepind Op	0	7	7	-	-	-	-	-	-	-	-	-	-	-	-
Certificate III in Patisserie	27	2	29	16	4	20	29	4	33	26	3	29	31	2	33
Certificate III in Culinary Arts	20	10	30	28	20	48	31	12	43	25	17	42	36	12	48
Certificate III in Food and Drinks Service	-	-	-	-	-	-	-	-	-	-	-	-	-	-	-
Certificate III in Front Office Operations	37	42	79	7	15	22	18	24	42	20	22	42	17	15	32
Certificate III in Food & Beverage Operations	0	1	1	-	-	-	-	-	-	-	-	-	-	-	-
Certificate III in Tour Guiding	1	1	2	-	-	-	-	-	-	-	1	1	-	-	-
Bachelor of Tourism Management	3	10	13	0	4	4	-	-	-	-	-	-	-	-	-
Bachelor of Tourism Management (S/I/E)	-	-	-	-	-	-	-	-	-	-	-	-	-	-	-
Bachelor of Tourism Management (Marketing)	-	-	-	-	-	-	-	-	-	-	-	-	-	-	-
Bachelor of Int Hospitality Management	19	32	51	27	41	68	56	51	107	57	44	101	59	41	100
Bachelor of Int Tourism Management	25	40	65	43	47	90	65	59	124	68	57	125	60	59	119
Bachelor of Hospitality Management	15	9	24	14	5	19	4	3	7	2	2	4	0	1	1
Bachelor of Hospitality Management (CA&FS)	-	-	-	-	-	-	-	-	-	-	-	-	-	-	-
Bachelor of Hospitality Management (Operations)	-	-	-	-	-	-	-	-	-	-	-	-	-	-	-
Bachelor of Hospitality Management (HR)	-	-	-	-	-	-	-	-	-	-	-	-	-	-	-
Master of Hospitality & Tourism Management	3	3	6	7	12	19	4	2	6	1	3	4	0	1	1
Total	**245**	**370**	**615**	**265**	**333**	**598**	**314**	**314**	**628**	**269**	**249**	**518**	**261**	**198**	**459**

14. ؤسَرَفْحِ مَرْؤ ،ـرْشْوِسَرَحِ ،ـرْشْوَ ،ـرْشْوَ ءَ ،ـرْشْ دْمْمَرَفْدُدُ ،ـرْشْوَرْدَوِ هَوِءْـرِسْ / Short-term Courses - Faculty of Arts

Course Name	2017			2018			2019			2020			2021		
	Female	Male	Total	Female	Male	Total	Female	Male	Total	Female	Male	Total	Female	Male	Total
Chinese Language Basics	5	21	26	3	15	18	3	14	17	-	-	-	-	-	-
Chinese Language Elementary	-	-	-	-	-	-	-	-	-	-	-	-	-	-	-
Japanese Intermediate I	-	-	-	-	-	-	-	-	-	-	-	-	-	-	-
Smarphone video production	-	-	-	-	-	-	-	-	-	-	-	-	-	-	16
Japanese Language Advanced	-	-	-	5	1	6	-	-	-	-	-	-	-	-	-
Japanese Language Basic	14	22	36	9	6	15	13	16	29	-	-	-	-	-	-
Japanese Language Elementary I	6	6	12	-	-	-	2	4	6	-	-	-	-	-	-
Japanese Language Elementary II	-	-	-	-	-	-	-	-	-	-	-	-	-	-	-
Japanese Language Elementary	-	-	-	6	5	11	-	-	-	-	-	-	-	-	-
Arabic Crash Course	-	-	-	-	-	-	-	-	-	-	-	-	-	-	162
Touch-typing (for Judiciary)	-	-	-	-	-	-	-	-	-	-	-	-	-	-	24
Introductory French	-	-	-	-	-	-	-	-	-	-	-	-	-	-	61
Relief Lino printing	-	-	-	-	-	-	-	-	-	-	-	-	-	-	6
Total	**25**	**49**	**74**	**23**	**27**	**50**	**18**	**34**	**52**	-	-	-	-	-	**269**

15. ؤسَرَفْحِ مَرْؤ ،ـرْشْوِسَرَحِ ،ـرْشْوَ ،ـرْشْوَ ،ـرْشْوَرْدَوِ هَوِءْـرِسْ / Long-term Courses - Faculty of Shariah and Law

Course Name	2017			2018			2019 (FLIS)			2020			2021		
	Female	Male	Total	Female	Male	Total	Female	Male	Total	Female	Male	Total	Female	Male	Total
Advanced Certificate in Shari·ah & Law	8	5	13	18	11	29	19	17	36	9	6	15	15	8	23
Bachelor of Laws	3	0	3	-	-	-	-	-	-	-	-	-	-	-	-
Bachelor of Shari'ah	1	0	1	-	-	-	-	-	-	-	-	-	-	-	-
Graduate Certificate in Law	1	0	1	-	-	-	-	-	-	-	-	-	-	-	-
Diploma in Shari'ah & Law	41	24	65	23	17	40	5	3	8	2	-	2	2	1	3
Diploma in Justice Studies	-	-	-	-	-	-	-	-	-	-	-	-	-	-	-
Diploma in Teaching Islam	17	3	20	3	0	3	-	-	-	-	-	-	1	0	1
Master of Arts in Shari·ah	0	2	2	-	-	-	-	-	-	-	-	-	-	-	-
Certificate 3 in Arabic Language	34	13	47	16	12	28	36	12	48	10	2	12	-	-	-
Certificate 3 in Janaaiz	43	13	56	-	-	-	7	8	15	-	-	-	18	0	18
AC for Imam & Khatheeb	2	95	97	3	105	108	1	95	96	2	73	75	1	14	15
Advanced Certificate in Arabic L.	-	-	-	38	29	67	29	22	51	35	20	55	-	-	-
Advanced Cert. in Islamic Studies	33	14	47	8	5	13	6	5	11	13	4	17	7	3	10
Diploma for Imam & Khatheeb	0	23	23	1	94	95	2	80	82	-	45	45	1	52	53
Diploma in Arabic Language	97	56	153	39	22	61	21	11	32	8	9	17	-	-	-
Bachelor of Islamic Studies	91	35	126	85	24	109	70	29	99	68	21	89	35	17	52
Bachelor of Islamic Studies (Hon)	98	30	128	51	28	79	18	18	36	10	10	20	-	-	-
Bachelor of Shari'ah & Law (Hon)	231	113	344	223	115	338	252	122	374	201	96	297	156	78	234
Bachelor of Shari'ah & Law	1	0	1	17	10	27	-	-	-	2	-	2	2	0	2
Bachelor of Teaching Islam	15	4	19	17	4	21	43	27	70	5	3	8	1	0	1
Master of Laws	27	30	57	30	11	41	14	6	20	38	25	63	29	7	36
Master of Arts in Islamic Studies	9	20	29	14	10	24	5	2	7	-	1	1	3	2	5
Total	**752**	**480**	**1232**	**586**	**497**	**1083**	**528**	**457**	**985**	**403**	**315**	**718**	**271**	**182**	**453**

16. دْمْمَرَفْدُدُ ،ـرْشْوَ ،ـرْشْوَ ،ـرْشْوَ / Subject Completion Rates

Faculty/Centre	2017	2018	2019	2020	2021
Centre for Foundation Studies	51	53	60	61.2	53.2
Centre for Maritime Studies	0	100	77	86.7	-
Centre for Open Learning	63	81	-	-	-
Faculty of Arts	77	78	76	78.9	78.3
Faculty of Education	79	77	82	91.0	86.8
Faculty of Engineering, Science and Technology	-	74	72	77.8	70.0
Faculty of Engineering Technology	89	-	-	-	-
Faculty of Health Sciences	91	76	72	85.0	79.2
Faculty of Hospitality and Tourism Studies	61	66	63	65.0	67.7
Faculty of Islamic Studies	84	-	-	-	-
Faculty of Law and Islamic Studies	-	87	85	-	-
Faculty of Science	75	-	-	-	-
Faculty of Sharia and Law	90	-	-	89.8	87.9
MNU Business School	66	67	63	79.7	63.7
School of Medicine	-	100	99	99.6	60.8
School of Nursing	-	90	91	95.7	76.9

17. ކުރުން ދާއިރުގެ ހުންނަ ކورުގެ ތެރެއިން ކުރިއަށް ދިއުން

Course Completion Rates for Normal Duration

Faculty/Centre	2017	2018	2019	2020	2021
Centre for Foundation Studies	96.30	87.01	75.91	66.67	90.0
Centre for Maritime Studies	-	0.00	-	-	0.0
Centre for Open Learning	41.89	74.67	-	-	-
Faculty of Arts	71.01	57.83	0.00	79.25	92.3
Faculty of Education	25.16	52.27	47.11	29.07	39.5
Faculty of Engineering, Science and Technology	-	90.00	53.33	60.81	85.7
Faculty of Engineering Technology	80.00	-	-	-	-
Faculty of Health Sciences	60.34	42.95	29.55	62.00	61.8
Faculty of Hospitality & Tourism Studies	41.59	44.66	50.75	57.45	83.3
Faculty of Islamic Studies	30.41	47.37	-	-	-
Faculty of Law and Islamic Studies	50.00	53.02	45.54	-	-
Faculty of Science	60.00	-	-	-	-
Faculty of Shari·ah and Law	38.26	-	-	72.69	74.6
MNU Business School	57.56	60.43	48.42	53.72	74.8
School of Nursing	-	86.59	56.52	80.94	95.5

18. ބަދުވެދިއުން ދެން ކުރިއަށް

Graduation Statistics

Course Level	2017	2018	2019	2020	2021
Certificate 3	140	41	43	23	17
Advanced Certificate / Foundation	287	448	255	299	197
Diploma	371	332	233	179	200
Advanced Diploma	34	14	16	25	1
Bachelors Degree	903	665	715	714	397
Graduate Certificate/Diploma	0	0	1	-	-
Masters Degree	208	295	185	162	94
Doctoral Degree	2	0	0	-	-
University Preparatory Program (Non-MNQF)	-	-	-	72	15
Total	**1945**	**1795**	**1448**	**1474**	**915**

19. ސެންٹަރ ފޯ ފاؤنڈیشن ސٹڈیژ

Graduands - Centre for Foundation Studies

Course	2017			2018			2019			2020			2021		
	Female	Male	Total	Female	Male	Total	Female	Male	Total	Female	Male	Total	Female	Male	Total
Certificate 4 - Foundation Studies	-	-	-	13	9	22	73	21	94	73	21	94	56	16	72
Foundation Studies Level 2	-	-	-	1	4	5	42	11	53	42	11	53	-	-	-
Englis for Furthuer Studies	-	-	-	-	-	-	-	-	-	-	-	-	6	3	9
Total	**-**	**-**	**-**	**14**	**13**	**27**	**115**	**32**	**147**	**115**	**32**	**147**	**62**	**19**	**81**

20. ސެންٹަރ ފۯ ڊیންګرڈ ستڈیژ

Graduands from Centre for Maritime Studies

Course	2017			2018			2019			2020			2021		
	Female	Male	Total	Female	Male	Total	Female	Male	Total	Female	Male	Total	Female	Male	Total
Engineer Officer Refresher & Upgrading	-	-	-	-	-	-	-	-	-	-	3	3	-	-	-
AC Marine Operations	-	-	-	-	-	-	0	2	2	-	-	-	-	-	-
MST41X-	-	-	-	-	-	-	-	-	-	-	2	2	-	-	-
Refresher & Upgrading Proficiency in Elementary First Aid	-	-	-	-	-	-	-	-	-	-	6	6	-	-	-
Refresher for Fire Prevention and Fire Fighting	-	-	-	-	-	-	-	-	-	-	13	13	-	-	-
Refresher for Personal Safety & Social Responsibility	-	-	-	-	-	-	-	-	-	-	12	12	-	-	-
Refresher for Personal Survival Techniques	-	-	-	-	-	-	-	-	-	-	11	11	-	-	-
Refresher for Proficiency in Survival craft and Rescue Boats	-	-	-	-	-	-	-	-	-	-	3	3	-	-	-
Certificate 3 in Marine Engineering	-	-	-	-	-	-	-	-	-	-	-	-	0	4	4
Total	**-**	**-**	**-**	**-**	**-**	**-**	**0**	**2**	**2**	**-**	**50**	**50**	**0**	**4**	**4**

ދަނީ ڊاٹةؤ ކުރިން ކުރާ ކورސް ތަކެއް ނެތް ڊاٹةؤ ކުރިން ކުރާ ކورސް ތަކެއް ހިމެނިގެން ނުވާ ބަދަލެއް ކުރެވިފައި ވެއެވެ.

Data do not include short-term courses.

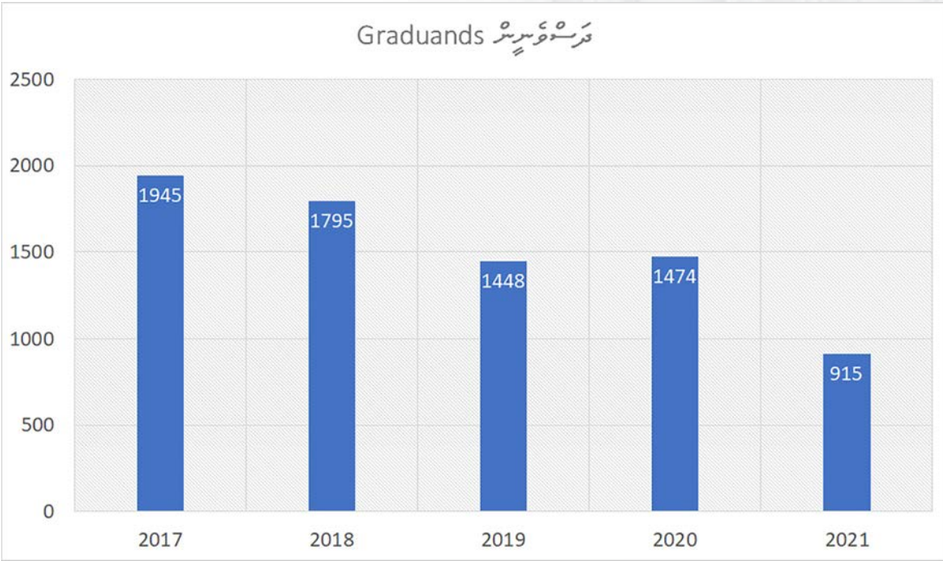

ދިވެ ڊاٹةؤ ކުރިން ކުރާ ދަرسۇپەرەسްތަކުން ބަދަދު ؤچ ؤچ ؤچ ؤچ ؤچ ؤچ ؤچ ؤچ ؤچ ؤچ 2021 ވަނަ ؤچ ؤچ ؤچ ؤچ ؤچ ؤچ ؤچ ؤچ ؤچ ؤچ 2017 ؤچ ؤچ ؤچ ؤچ ؤچ ؤچ ؤچ ؤچ ؤچ ؤچ 2018 ؤچ ؤچ ؤچ ؤچ ؤچ ؤچ ؤچ ؤچ ؤچ ؤچ 3000 ؤچ ؤچ ؤچ ؤچ ؤچ ؤچ ؤچ ؤچ ؤچ ؤچ

21. ؤَرَمَڤِچِ ،ڪُڎُ ،سَەِنْسْ ،ٹَکْنِڪْڪَڤِڎُ ،ٹَکْنِڪْڪَڤِڎُ ،ٹَرَسْڠُسِرْسْ / Graduands from Faculty of Science, Engineering Technology

Course	2017			2018			2019			2020			2021		
	Female	Male	Total	Female	Male	Total	Female	Male	Total	Female	Male	Total	Female	Male	Total
Adv Cert in Electrical & Electronics Eng	-	-	-	-	-	-	0	10	10	-	-	-	-	-	-
Adv Cert in Electrical Engineering	-	-	-	-	-	-	-	-	-	-	-	-	-	-	-
Adv Cert in Engine Rep & Maintenance	0	3	3	-	-	-	-	-	-	-	-	-	-	-	-
Adv Cert in DesIntn Syst Oprtn & Maint	-	-	-	-	-	-	-	-	-	-	-	-	-	-	-
Adv Certificate in PSOM	-	-	-	-	-	-	-	-	-	-	-	-	-	-	-
Advanced Certificate in MMF	-	-	-	-	-	-	-	-	-	-	-	-	-	-	-
Advanced Cert in Refrig & Air Condtn	0	1	1	-	-	-	-	-	-	-	-	-	-	-	-
Adv Cert in Wdn & Fibr Glss Bt Build	-	-	-	-	-	-	-	-	-	-	-	-	-	-	-
Adv Cert in Information Technology	0	1	1	0	3	3	1	11	12	-	7	7	3	5	8
Bachelor of Arts in Architectural Design	5	6	11	-	-	-	5	4	9	6	9	15	-	-	-
Bachelor of Information Technology	3	9	12	0	3	3	1	18	19	-	6	6	2	3	5
Bachelor of Environmental Management	5	8	13	13	3	16	13	5	18	10	4	14	0	1	1
Bachelor of Civil Engineering	-	-	-	-	-	-	0	4	4	-	3	3	0	3	3
Bachelor of Computer Science	-	-	-	-	-	-	-	-	-	-	1	1	0	4	4
Bachelor of Science	-	-	-	-	-	-	-	-	-	10	3	13	6	1	7
Certificate III in Electro-technical Technology	0	7	7	0	6	6	0	4	4	-	2	2	-	-	-
Certificate III in Eng Rep & Maintenance	-	-	-	-	-	-	0	7	7	-	8	8	-	-	-
Certificate III in Fnitre Carpntry & Joinry	-	-	-	-	-	-	-	-	-	-	-	-	-	-	-
Certificate III in Welding and Sheet Metal	-	-	-	-	-	-	-	-	-	-	4	4	-	-	-
Diploma in Arts in Architectural Design	1	0	1	-	-	-	-	-	-	-	-	-	-	-	-
Diploma in Civil Engineering	-	-	-	-	-	-	-	-	-	-	-	-	-	-	-
Diploma in Electronics Engineering	-	-	-	-	-	-	-	-	-	-	-	-	-	-	-
Diploma in Mechanical Engineering	-	-	-	-	-	-	-	-	-	-	-	-	-	-	-
Diploma in Information Technology	1	5	6	1	1	2	0	3	3	-	1	1	-	-	-
Diploma in Networking	0	3	3	-	-	-	0	1	1	-	-	-	-	-	-
Total	**15**	**43**	**58**	**14**	**16**	**30**	**20**	**67**	**87**	**26**	**48**	**74**	**11**	**17**	**28**

22. ،ڪُڎُ ،ڊِزْنِسْ ،ڊِڤَرْتْمَنْتْ ،سْكُولُ ،ٹَرَسْڠُسِرْسْ / Graduands from MNU Business School

Course	2017			2018			2019			2020			2021		
	Female	Male	Total	Female	Male	Total	Female	Male	Total	Female	Male	Total	Female	Male	Total
Advanced Certificate in Management	5	4	9	12	0	12	25	6	31	15	8	23	4	4	8
Advanced Certificate in HRM	-	-	-	-	-	-	-	-	-	-	1	1	-	-	-
Diploma in Business	8	5	13	8	0	8	12	5	17	2	-	2	-	-	-
Bachelor of Business	14	7	21	13	4	17	22	7	29	30	9	39	18	5	23
Bachelor of Accounting and Finance	26	20	46	15	11	26	40	20	60	42	16	58	30	13	43
Bachelor of HRM	6	4	10	2	2	4	21	5	26	17	12	29	7	4	11
Bachelor of Marketing	2	2	4	1	0	1	4	3	7	2	3	5	2	0	2
Master of Business Administration	11	7	18	22	28	50	23	17	40	21	10	31	22	10	32
Total	**72**	**49**	**121**	**73**	**45**	**118**	**147**	**63**	**210**	**129**	**59**	**188**	**83**	**36**	**119**

23. ؤَرَمَڤِچِ ،ڪُڎُ ،ٹِڊِۋْكَيْشَنْ ،ٹَرَسْڠُسِرْسْ / Graduands from Faculty of Education

Course	2017			2018			2019			2020			2021		
	Female	Male	Total	Female	Male	Total	Female	Male	Total	Female	Male	Total	Female	Male	Total
Advanced Certificate in Education	35	3	38	1	0	1	-	-	-	-	-	-	1	0	1
Advanced Diploma of Teaching Primary	4	0	4	-	-	-	-	-	-	-	-	-	-	-	-
Advanced Diploma of Teaching Secondary	1	1	2	-	-	-	-	-	-	-	-	-	-	-	-
Advanced Diploma of Teaching Secondary (DLL)	-	-	-	-	-	-	-	-	-	-	-	-	-	-	-
Advanced Diploma in ECE	4	0	4	-	-	-	-	-	-	-	-	-	-	-	-
BA in Teaching Eng as a Forgn Lang	3	1	4	2	0	2	11	2	13	6	-	6	21	2	23
Bachelor of Education - Primary	-	-	-	-	-	-	-	-	-	24	3	27	49	4	53
Bachelor of Education - Primary (D/I/Q)	-	-	-	-	-	-	-	-	-				-	-	-
Bachelor of Education - Primary (DLL)	-	-	-	-	-	-	-	-	-	1	-	1	-	-	-
Bachelor of Education - Primary (SEN)	-	-	-	-	-	-	-	-	-	1	-	1	-	-	-
Bachelor of Environment Management	-	-	-	-	-	-	-	-	-				-	-	-
Bachelor of Teaching - Secondary (Mathematics)	12	5	17	-	-	-	-	-	-	-	2	2	2	3	5
Diploma in Early Childhood Education	2	0	2	-	-	-	1	-	1	-	-	-	-	-	-
Diploma in Special Education	-	-	-	-	-	-	-	-	-	-	-	-	-	-	-
Diploma in Teaching Dhivehi Language	-	-	-	-	-	-	-	-	-	-	-	-	-	-	-
Diploma in Dhivehi Language & Literature	-	-	-	-	-	-	-	-	-	-	-	-	-	-	-
Diploma of Teaching - Middle School	-	-	-	-	-	-	-	-	-	-	-	-	-	-	-
Diploma of Teaching - Primary	1	0	1	-	-	-	-	-	-	1	1	2	-	-	-
Diploma of Teaching - Primary (D/I/Q)	5	1	6	-	-	-	-	-	-	2	-	2	-	-	-
Diploma of Teaching - Secondary (DLL)	1	0	1	-	-	-	-	-	-	45	26	71	-	-	-
Bachelor of Teaching - Primary (Sp Ed)	-	-	-	2	0	2	1	-	1				2	0	2
Bachelor of Teaching - Primary (D/I/Q)	-	-	-	-	-	-	35	9	44	19	7	26	-	-	-
Bachelor of Teaching - Primary	43	1	44	20	6	26	58	6	64	19	2	21	-	-	-
Bachelor of Teaching Secondary	46	10	56	27	9	36	24	8	32	17	5	22	27	9	36
Bachelor of Teaching Secondary (DLL)	22	16	38	-	-	-	19	5	24				-	-	-
Bachelor of Teaching - Primary (Health & PE)	-	-	-	-	-	-	-	-	-	-	2	2	1	1	2
Bachelor of Teaching - Primary (H, PE & CA)	-	-	-	-	-	-	-	-	-	-	1	1	0	4	4
Bachelor of Education (English)	-	-	-	-	-	-	1	-	1	-	-	-	-	-	-
Bachelor of Education (Health & Physical Education	0	10	10	-	-	-	-	-	-	-	-	-	-	-	-
Bachelor of Teaching (ECE)	28	0	28	-	-	-	-	-	-	-	-	-	7	0	7
Postgraduate Diploma in Education-English	-	-	-	-	-	-	-	-	-	-	-	-	-	-	-
Postgraduate Diploma in Education-Dhivehi	1	0	1	-	-	-	-	-	-	-	-	-	-	-	-
Masters of Education	14	10	24	51	20	71	85	46	131	61	9	70	14	5	19
Master of Education (Eng Lang Teaching)	-	-	-	-	-	-	-	-	-	2	-	2	-	-	-
Master of Education (Educational Management & Leadership)	4	7	11	-	-	-	-	-	-	1	-	1	-	-	-
Total	**226**	**65**	**291**	**103**	**35**	**138**	**235**	**76**	**311**	**199**	**58**	**257**	**124**	**28**	**152**

Graduands from Faculty of Health Sciences / ؤرءرةچچ ،ةؤ ،ةرةهة ،ةءةرةشةءةؤ ةرةسةؤةءةش .24

Course	2017			2018			2019			2020			2021		
	Female	Male	Total	Female	Male	Total	Female	Male	Total	Female	Male	Total	Female	Male	Total
Advanced Certificate in Counseling	4	0	4	9	0	9	2	-	2	13	-	13	5	0	5
Advanced Certificate in Pharmacy	31	1	32	14	1	15	11	-	11	16	-	16	17	1	18
Advanced Cert in Primary Health Care	0	1	1	-	-	-	-	-	-	3	-	3	-	-	-
Advanced Cert in Social Serivices Work	2	0	2	1	0	1	-	-	-	-	-	-	-	-	-
Bachelor of Primary Health Care	16	5	21	13	4	17	25	6	31	10	4	14	2	0	2
Bachelor of Psychology	-	-	-	1	0	1	11	4	15	20	-	20	1	0	1
Bachelor of Nursing - Conversion	-	-	-	-	-	-	-	-	-	-	-	-	-	-	-
Bachelor of Medical Lab Science	2	1	3	9	4	13	-	-	-	15	2	17	15	4	19
Bachelor of Social Work	-	-	-	1	0	1	-	-	-	5	-	5	5	1	6
Master of Public Health	-	-	-	9	2	11	1	-	1	-	-	-	-	-	-
Diploma in Councelling	21	0	21	5	0	5	-	-	-	-	-	-	-	-	-
Diploma in Medical Lab Technology	6	3	9				16	1	17	-	-	-	4	0	4
Diploma in Medical Lab Science	-	-	-	5	2	7	-	-	-	4	-	4			
Diploma in Pharmacy	18	0	18	14	1	15	8	1	9	7	1	8	8	0	8
Diploma in Primary Health Care	3	0	3	0	1	1	4	-	4	-	-	-	1	4	5
Total	**103**	**11**	**114**	**81**	**15**	**96**	**83**	**13**	**96**	**93**	**7**	**100**	**58**	**10**	**68**

Graduands from Faculty of Arts / ؤرءرةچچ ،ةؤ ،ةرةهةءةؤ ةرةسةؤةءةش .25

Course	2017			2018			2019			2020			2021		
	Female	Male	Total	Female	Male	Total	Female	Male	Total	Female	Male	Total	Female	Male	Total
AC in Language Use	10	6	16	3	0	3	3	-	3	-	-	-	-	-	-
AC in Library & Infor Services	6	0	6	1	0	1	7	-	7	2	-	2	6	-	6
AC in Journalism	-	-	-	-	-	-	-	1	1	-	-	-	-	-	-
AC in Visual Arts	-	-	-	0	1	1	-	-	-	4	5	9	2	-	2
AC in Arabic Language													1	-	1
Diploma in Library & Infor Services	2	0	2	-	-	-	1	-	1	1	-	1	-	-	-
Diploma in Journalism	6	0	6	-	-	-	-	1	1	-	-	-	-	-	-
Diploma in Dhivehi Language	-	-	-	-	-	-	1	-	1	-	-	-	-	-	-
Diploma in Arabic Language	-	-	-	-	-	-	-	-	-	-	-	-	3	1	4
Certificate 3 in Arabic Language													10	1	11
AD in English Language & Comm	-	-	-	-	-	-	-	-	-	1	1	2	-	-	-
Bachelor of Arts in Dhivehi Language	46	19	65	8	5	13	14	10	24	12	-	12	-	-	-
Bachelor of Arts in Journalism	1	0	1	0	2	2	4	-	4	9	-	9	-	-	-
BA in English Language & Comm	-	-	-	-	-	-	8	1	9	5	4	9	-	-	-
BA in Political Science & Internationa Rel	4	4	8	0	2	2	6	2	8	4	3	7	2	1	3
Bachelor of Psychology	14	2	16	1	0	1	-	-	-	-	-	-	-	-	-
Master of Dhivehi Language and Culture	8	1	9	6	2	8	1	-	1	-	-	-	5	2	7
Master of Arts in Dhivehi Language & Literature	2	1	3	-	-	-	-	-	-	-	-	-	-	-	-
Master of Arts in Social Policy	-	-	-	-	-	-	-	-	-	2	-	2	5	-	5
Total	**99**	**33**	**132**	**19**	**12**	**31**	**45**	**15**	**60**	**40**	**13**	**53**	**34**	**5**	**39**

Graduands from Faculty of Hospitality and Tourism Studies / ؤرءرةچچ ،ةؤ ،ةرةسةؤةءةش ،ةءةؤةءةچ ،ةشةؤ ،ةچةءةرةؤ ،ةءةؤةءةؤ ةرةسةؤةءةش .26

Course	2017			2018			2019			2020			2021		
	Female	Male	Total	Female	Male	Total	Female	Male	Total	Female	Male	Total	Female	Male	Total
BSc in Culinary Arts Management	1	1	2	-	-	-	-	-	-	-	-	-	-	-	-
BSc in Hotel & Resort Management	0	4	4	-	-	-	-	-	-	-	-	-	-	-	-
BB in Tourism Management	0	3	3	0	1	1	-	-	-	-	-	-	-	-	-
Diploma in Tourism Management	4	7	11	4	2	6	5	8	13	-	1	1	-	-	-
Diploma in Hospitality Management	7	23	30	2	8	10	4	4	8	1	-	1	-	-	-
BTEC National Diploma in Hospitality	-	-	-	-	-	-	-	-	-	-	-	-	-	-	-
AC in Hospitality & Tourism Studies	0	2	2	8	1	9	22	18	40	8	11	19	4	5	9
BTEC ND in Travel and Tourism	-	-	-	-	-	-	-	-	-	-	-	-	-	-	-
Certificate III in Accommodation Op	-	-	-	-	-	-	-	-	-	-	-	-	-	-	-
Certificate III in Housekeepind Op	0	3	3	-	-	-	-	-	-	-	-	-	-	-	-
Certificate III in Patisserie	-	-	-	-	-	-	4	2	6	-	-	-	-	-	-
Certificate III in Culinary Arts	-	-	-	5	3	8	1	2	3	3	2	5	2	0	2
Certificate III in Food and Drinks Service	-	-	-	-	-	-	-	-	-	-	-	-	-	-	-
Certificate III in Front Office Operations	8	7	15	1	0	1	-	2	2	1	1	2	-	-	-
Certificate III in Food & Beverage Operations	-	-	-	-	-	-	-	-	-	-	-	-	-	-	-
Certificate III in Tour Guiding	0	1	1	-	-	-	-	-	-	-	-	-	-	-	-
Bachelor of Tourism Management	-	-	-	0	3	3	-	1	1	-	-	-	-	-	-
Bachelor of Tourism Management (S/I/E)	1	1	2	-	-	-	-	-	-	-	-	-	-	-	-
Bachelor of Tourism Management (Marketing)	2	2	4	-	-	-	-	-	-	-	-	-	-	-	-
Bachelor of Int Hospitality Management	-	-	-	0	2	2	6	9	15	1	5	6	0	1	1
Bachelor of Int Tourism Management	1	1	2	1	1	2	8	6	14	3	3	6	2	5	7
Bachelor of Hospitality Management	1	0	1	3	0	3	1	1	2	2	-	2	2	3	5
Bachelor of Hospitality Management (CA&FS)	1	1	2	-	-	-	-	-	-	-	-	-	-	-	-
Bachelor of Hospitality Management (Operations)	0	4	4	-	-	-	-	-	-	-	-	-	-	-	-
Bachelor of Hospitality Management (HR)	1	5	6	-	-	-	-	-	-	-	-	-	-	-	-
Master of Hospitality Tourism Management	1	4	5	3	3	6	-	-	-	3	2	5	-	-	-
Total	**28**	**69**	**97**	**27**	**24**	**51**	**51**	**53**	**104**	**22**	**25**	**47**	**10**	**14**	**24**

Graduands from School of Nursing / ،ةشةؤةؤ ،ةؤ ،ةءةرةسةشةء ةرةسةؤةءةش .27

Course	2017			2018			2019			2020			2021		
	Female	Male	Total	Female	Male	Total	Female	Male	Total	Female	Male	Total	Female	Male	Total
Advanced Certificate in Nursing	59	1	60	97	10	107	181	13	194	78	10	88	49	2	51
Diploma in Nursing	108	0	108	63	2	65	145	1	146	124	4	128	167	7	174
Advanced Diploma in Critical Care Nursing	-	-	-	-	-	-	-	-	-	14	-	14	-	-	-
Advanced Diploma in Midwifery	22	0	22	5	0	5	2	-	2	9	-	9	1	0	1
Bachelor of Nursing	21	0	21	19	1	20	47	1	48	103	-	103	76	0	76
Postgraduate Diploma in Nursing	1	0	1	-	-	-	-	-	-	-	-	-	-	-	-
Master of Nursing	4	0	4	-	-	-	15	1	16	41	-	41	30	1	31
Total	**215**	**1**	**216**	**184**	**13**	**197**	**390**	**16**	**406**	**369**	**14**	**383**	**323**	**10**	**333**

ذُوَرُهُ مَيْرُمُ

28. ؤَرَمُوجِ ،ؤَمُ سَرِيعَةُ ،ُمْشُ ،ُ مَرْشُؤَسِرْشُ / Graduands from Faculty of Shariah and Law

Course	2017			2018			2019 (FLIS)			2020			2021		
	Female	Male	Total	Female	Male	Total	Female	Male	Total	Female	Male	Total	Female	Male	Total
Certificate III in Arabic Language	7	6	13	5	0	5	2	-	2	2	-	2	-	-	-
Certificate III in Janaaiz	6	1	7	-	-	-	3	7	10	-	-	-	-	-	-
Advanced Certificate in Islamic Studies	11	18	29	1	0	1	-	-	-	-	-	-	-	-	-
Advanced Certificate in Shari'ah & Law	3	1	4	0	2	2	-	3	3	2	1	3	-	-	-
Advanced Certificate in Arabic Language	-	-	-	9	3	12	22	7	29	1	3	4	-	-	-
AC for Imam & Khatheeb	-	-	-	3	42	45	1	21	22	-	36	36	0	16	16
Diploma for Imam & Khatheeb	-	-	-	0	23	23	-	45	45	1	14	15	0	5	5
Diploma in Arabic Language	30	13	43	15	7	22	8	5	13	2	1	3	-	-	-
Diploma in Shari'ah & Law	17	8	25	3	3	6	10	1	11	1	1	2	-	-	-
Diploma in Teaching Islam	1	0	1	2	0	2	2	-	2	1	-	1	-	-	-
Bachelor of Islamic Studies	-	-	-	-	-	-	-	-	-	12	1	13	20	6	26
Bachelor of Islamic Studies (H)	6	20	26	1	4	5	27	2	29	7	9	16	2	3	5
Bachelor of Law	-	-	-	-	-	-	-	-	-	-	-	-	-	-	-
Bachelor of Shari'ah and Law (H)	31	20	51	28	18	46	36	20	56	65	23	88	7	2	9
Bachelor of Teaching Islam (H)	19	3	22	-	-	-	23	13	36	-	-	-	-	-	-
Bachelor of Teaching Islam	-	-	-	1	0	1	-	-	-	11	12	23	4	2	6
Master of Laws	21	13	34	5	4	9	17	5	22	8	2	10	-	-	-
Masters in Shari'ah & Law	-	-	-	-	-	-	-	-	-	-	-	-	-	-	-
Master of Arts in Shariah	0	2	2	-	-	-	-	-	-	-	-	-	-	-	-
Master of Arts in Shariah & Law	-	-	-	-	-	-	-	-	-	-	-	-	-	-	-
Master of Arts in Islamic Studies	0	1	1	0	2	2	-	-	-	-	-	-	-	-	-
Total	**152**	**106**	**258**	**73**	**108**	**181**	**151**	**129**	**280**	**113**	**103**	**216**	**33**	**34**	**67**

29. ،ُمِ ؤَمَرْهُجِ مَرْسُؤَسِرْشُؤَ مَرَمُرْا Graduation Statistics by Faculties

Faculty/Centre	Female	Male	Total
Centre for Foundation Studies	62	19	81
Centre for Maritime Studies	0	4	0
Faculty of Arts	34	5	39
Faculty of Education	124	28	152
Faculty of Engineering, Science & Tech	11	17	28
Faculty of Health Sciences	58	10	68
Faculty of Hospitality & Tourism Studies	10	14	24
Faculty of Shari'ah & Law	33	34	67
MNU Business School	83	36	119
School of Nursing	323	10	333
Total	738	177	915

30. ،ُمِ ؤَشْوَرَةُ سُكْشَمَةُدَوَمِ ،ُ سُكْشَمَةُدَوَمِ مَرِمَوَمَرْشُ مُؤْشُ مَرَمُرْا Number of long-term courses and students by level

Course Level	No. of long-term courses
Preparatory	2
Certificate 3	8
Advanced Certificate / Foundation	22
Diploma	22
Advanced Diploma	3
Bachelors	44
Masters	9
Postgraduate Certificate	1
PhD	3
Total	**114**

31. ؤَمُؤَةُ سِرْشُمَرْشُ ؤَرَمُوجِ/سُ مَرْشُؤَسِرْشُ ،ُمُؤَةُ ،ُمُؤَةُ Academic Staff of Faculties/Centres by Rank

Faculty/Centre	Senior Lecturer						Assistant Professor		C.VC,DVCs,RG & Heads				Total					
	2017	2018	2019	2020	2021		2020	2021	2017	2018	2019	2020	2017	2018	2019	2020	2021	
CA	0	0	0	0	0		0	0	10	8	8	9	10	10	8	9	10	
CMS	0	0	0	0	0		0	0	1	1	1	1	3	3	3	4	4	
CETE	0	0	0	0	0		0	0	15	16	7	6	18	18	8	7	7	
FE	6	7	5	5	3		3	5	30	34	37	39	43	43	47	49	34	
FET	0								2				13	13	13			
FSC	1								12				17	17				
FEST		2	0	0	2		3	6		21	20	19		0	29	27	34	
FHS	3	1	0	0	1		1	1	1	17	18	16	39	39	25	25	28	
SN		1	1	1	1		0	0	1	15	21	25	0	0	29	29	35	
FHTS	0	0	0	0	0		0	0	1	13	12	14	25	25	28	27	25	
FA	2	2	0	0	0		2	3	1	10	12	11	15	15	17	15	26	
FIS	2								1				22	22				
FSL	4				1		4	1	1			1	17	17		40	29	
FLIS		7	1	1						22	23			0	41			
MNUBS	0	0	0	0	0		0	0	1	20	23	20	24	24	28	23	26	
CFS	0	0	0	0	0		0	0	1	9	8	15	10	10	15	16	16	
RDO	1	0	0	0	0		2	2	1	1	1	1	3	3	6	7	7	
SM	0	0	0	0	0		13	12	0	1	1	1	0	0	13	14	14	
Total	**19**	**20**	**7**	**7**	**7**		**28**	**30**	**23**	**21**	**21**	**22**	**259**	**259**	**297**	**292**	**295**	

Faculty/Centre	Associate Lecturer					Tutor		Lecturer					Research Associate
	2017	2018	2019	2020	2021	2019	2020	2017	2018	2019	2020	2021	2021
CA	0	0	0	0	0	-	-	0	0	0	0	0	0
CMS	1	1	1	1	1	-	-	1	0	1	2	2	0
CETE	2	1	0	0	0	-	-	15	16	7	6	6	0
FE	6	2	1	1	1	-	-	30	34	37	39	24	0
FET	10	-	-	-	-	-	-	2					
FSC	3	-	-	-	-	-	-	12					
FEST		6	5	4	5	-	-		21	20	19	20	0
FHS	8	6	5	7	7	1	1	27	17	18	16	19	0
SN		7	6	2	5	-	-		15	21	25	28	0
FHTS	14	12	14	12	11	1	-	10	13	12	14	13	0
FA	3	3	2	1	2	-	-	9	10	12	11	20	0
FIS	15					-	-	4					
FSL	2			9	8	-	-	10			25	18	0
FLIS		13	10			-	-		22	23			0
MNUBS	5	3	4	2	1	-	-	18	20	23	20	24	0
CFS	1	1	1	0	0	1	-	8	9	8	15	15	0
RDO	0	0	0	0		-	-	1	1	1	1	1	3
SM	0	0	0	0	0	0	-	0	0	0	0	1	0
Total	**70**	**55**	**49**	**39**	**41**	**2**	**1**	**147**	**178**	**183**	**193**	**191**	**3**

Assistant Professor is a category introduced in 2018 and contain those with doctorate level or post-MBBS degrees. Previously, persons with doctorates are classified as senior lecturers. Tutors are those permanent academic staff who are teaching specialists. Tutor and Senior Tutor. Research Assistant designation was created in 2019. The posts of Vice Chancellor and Chancellor are political posts from mid 2015. Their classification as academic staff is not entirely correct. The table has retained a legacy style.

32. ފެކަල්ටީ ސެންޓ�ފެކަල්ටީ/ސެންޓަރުގައި ބަންދުކުރެވިފައިވާ ބަންދުތަކުން

Administrative Staff of Faculties/Centres by Rank

	Senior Admin Level					Officer & Technical Level					Officer Level					Cleaners/Watchers, etc					Total				
	2017	2018	2019	2020	2021	2017	2018	2019	2020	2021	2017	2018	2019	2020	2021	2017	2018	2019	2020	2021	2017	2018	2019	2020	2021
CA	7	9	12	11	38	34	39	47	48	21	35	33	25	23	17	26	30	32	30	29	102	111	116	112	105
SM	-	-	0	0	2	-	-	4	3	2	-	-	2	1	1	-	-	3	3	3	-	-	9	7	8
CMS	0	0	0	0	0	1	1	2	2	4	4	4	3	2	1	6	7	6	7	8	11	12	11	11	13
COL	0	0	-	-	-	5	5	-	-	-	2	2	-	-	-	5	5	-	-	-	12	12	-	-	-
CETE	-	-	0	0	1	-	-	1	1	2	-	-	2	2	-	-	-	0	0	-	-	-	3	3	3
FE	0	0	0	0	4	8	8	9	9	5	11	11	7	10	1	12	12	14	12	11	31	31	30	31	21
FET	0	-	-	-	-	4	-	-	-	-	1	-	-	-	-	3	-	-	-	-	8	-	-	-	-
FSC	0	-	-	-	-	6	-	-	-	-	1	-	-	-	-	3	-	-	-	-	10	-	-	-	-
FEST	-	0	0	0	7	-	9	8	8	2	-	1	0	0	1	-	6	5	5	6	-	16	13	13	16
FHS	1	1	0	0	4	4	3	4	4	5	8	5	5	5	1	16	17	18	17	18	29	26	27	26	28
SN	-	0	0	0	5	-	5	6	5	1	-	1	1	1	1	-	1	2	2	2	-	7	9	8	9
FHTS	0	0	0	0	4	5	5	5	6	1	2	2	1	1	1	9	9	9	7	8	16	16	15	14	14
MNUBS	0	0	0	0	7	6	6	7	8	3	4	3	3	3	1	8	9	8	8	8	18	18	18	19	19
FSL	0	-	-	0	3	4	-	-	6	2	2	-	-	3	1	3	-	-	6	6	9	-	-	15	12
FIS	0	-	-	-	-	3	-	-	-	-	3	-	-	-	-	4	-	-	-	-	10	-	-	-	-
FLIS	-	0	0	-	-	-	4	6	-	-	-	5	4	-	-	-	6	4	-	-	-	15	14	-	-
KC	0	0	0	0	3	3	4	5	5	4	6	5	3	3	1	12	12	13	13	13	21	21	21	21	21
TC	0	0	0	0	3	3	4	5	5	3	5	4	4	3	1	14	14	16	16	16	22	22	25	24	23
HC	1	1	1	0	4	3	4	5	5	4	6	4	3	3	0	9	10	9	10	10	19	19	18	18	18
FA	0	0	0	0	5	4	6	7	5	0	1	1	0	0	1	2	2	2	2	2	7	9	9	7	8
MNUL	1	1	0	1	2	3	4	4	4	8	16	12	10	10	3	2	6	10	8	9	22	23	24	23	22
GC	1	1	1	1	1	1	1	1	1	4	4	4	4	4	1	6	6	6	6	6	12	12	12	12	12
RDO	0	0	0	0	1	1	1	1	1	0	0	0	0	0	0	0	0	0	0	0	1	2	1	1	1
CFS	0	0	0	0	3	3	3	3	3	2	1	1	1	1	0	0	1	2	0	0	5	5	6	4	5
Total	**11**	**13**	**14**	**13**	**97**	**101**	**112**	**130**	**129**	**73**	**110**	**98**	**78**	**75**	**33**	**141**	**153**	**159**	**152**	**155**	**365**	**377**	**381**	**369**	**358**

A questionable recategorization of some staff had been implemented in 2019 just before the amendment to the MNU Act was passed.

33. ބަންދުކުރުން ދެއަހަރުން ދެއަހަރުން ކޮންٹްرەکٹ ކުރެވިފައިވާ (ބަންދުން ވަކިން ހިމެނިފައިވާ) ބަންދުތަކުން

Staff on annually-renewed contract (also included in other tables

Academic Rank	Local	Expatriate	Total		2020	2021	Total
Associate Lecturer	39	1	40	Contract Staff & Consultants	-	3	3
Tutor	-	-	-				
Lecturer	182	11	193				
Senior Tutor							
Research Assistant	3	-	3				
Senior Lecturer	9	-	9				
Assistant Professor	15	12	27				
Total	**248**	**24**	**272**				

2012 ވަނަ ބަންދުން ބެހެއްދުން ފެށިގެން ހަމަ ބަންދުތަކުން ބަންދުކުރާ ބަންދުތަކުން ބަންދުކުރަން ބޭނުންވާ ؛ ؛ ؛

Staff and Gender | ސ্ٹاف އާއި ދެބަންތަކުން

34. ބަންދުކުރެއްވިކަން ދެބަންތަކުން ފެންވަން ވެރިކަން ސ্ٹاف

Gender of Administrative Staff by Level and Division

Division	Grade 1			Grade 2			Grade 3			Grade 4			Grade 5			Grade 6			Grade 7			Grade 8		
	Female	Male	Total	Female	Male	Total	Female	Male	Total	Female	Male	Total	Female	Male	Total	Female	Male	Total	Female	Male	Total	Female	Male	Total
CA	15	12	27	4	0	4	3	0	3	11	5	16	32	7	39	3	3	6	2	5	7	2	1	3
SM	2	0	2	1	0	1	0	0	0	2	0	2	2	0	2	1	0	1	0	0	0	0	0	0
CMS	1	2	3	2	1	3	2	0	2	4	0	4	0	0	0	0	1	1	0	0	0	0	0	0
CETE	0	0	0	0	0	0	0	0	0	2	0	2	1	0	1	0	0	0	0	0	0	0	0	0
FE	7	5	12	0	0	0	0	0	0	4	0	4	4	0	4	0	1	1	0	0	0	0	0	0
FHS	11	3	14	1	3	4	0	0	0	4	1	5	3	1	4	0	1	1	0	0	0	0	0	0
SN	0	0	0	2	0	2	0	0	0	1	0	1	4	1	5	0	1	1	0	0	0	0	0	0
FHTS	4	0	4	2	2	4	0	0	0	1	0	1	3	1	4	0	1	1	0	0	0	0	0	0
MNU BS	3	1	4	1	2	3	1	1	2	2	0	2	4	3	7	0	1	1	0	0	0	0	0	0
FSL	4	1	5	1	0	1	0	0	0	2	0	2	3	0	3	0	1	1	0	0	0	0	0	0
KC	2	11	13	0	0	0	0	0	0	2	2	4	2	1	3	1	0	1	0	0	0	0	0	0
TC	6	10	16	0	0	0	0	0	0	2	1	3	2	1	3	1	0	1	0	0	0	0	0	0
HC	6	4	10	0	0	0	0	0	0	4	0	4	3	1	4	0	0	0	0	0	0	0	0	0
GC	2	4	6	0	0	0	0	0	0	2	2	4	0	1	1	0	0	0	1	0	1	0	0	0
FA	2	0	2	0	0	0	0	0	0	0	0	0	4	1	5	1	0	1	0	0	0	0	0	0
MNUL	0	0	0	7	2	9	0	0	0	7	1	8	2	0	2	2	0	2	1	0	1	0	0	0
RDO	0	0	0	0	0	0	0	0	0	0	0	0	1	0	1	0	0	0	0	0	0	0	0	0
CFS	0	0	0	0	0	0	0	0	0	2	0	2	2	1	3	0	0	0	0	0	0	0	0	0
FEST	4	2	6	0	0	0	0	0	0	2	0	2	4	3	7	1	0	1	0	0	0	0	0	0
Total	**69**	**55**	**124**	**21**	**10**	**31**	**6**	**1**	**7**	**54**	**12**	**66**	**76**	**22**	**98**	**10**	**10**	**20**	**4**	**5**	**9**	**2**	**1**	**3**

35. ބަދަލު ފެންވަން ދެބަންތަކުން

Other categories

Division	Associate Lecturer			Tutor			Lecturer			Senior Tutor			Research Assistant			Senior Lecturer			Assistant Professor			C,VC,DVCs,RG & Heads			Total		
	Female	Male	Total	Female	Male	Total	Female	Male	Total	Female	Male	Total	Female	Male	Total	Female	Male	Total	Female	Male	Total	Female	Male	Total	Female	Male	Total
CA	0	0	0	-	-	-	0	0	0	-	-	-	0	0	0	0	0	0	0	0	0	6	4	10	6	4	10
SM	0	0	0	-	-	-	1	0	1	-	-	-	0	0	0	0	0	0	6	6	12	1	0	1	8	6	14
CMS	0	1	1	-	-	-	0	2	2	-	-	-	0	0	0	0	0	0	0	0	0	0	1	1	0	4	4
CETE	0	0	0	-	-	-	3	3	6	-	-	-	0	0	0	0	0	0	0	0	0	1	0	1	4	3	7
FE	1	0	1	-	-	-	13	11	24	-	-	-	0	0	0	3	0	3	5	0	5	1	0	1	23	11	34
FHS	6	1	7	-	-	-	14	5	19	-	-	-	0	0	0	0	0	0	1	0	1	1	0	1	22	6	28
SN	5	0	5	-	-	-	26	2	28	-	-	-	0	0	0	1	0	1	0	0	0	1	0	1	33	2	35
FHTS	6	5	11	-	-	-	11	2	13	-	-	-	0	0	0	0	0	0	0	0	0	1	0	1	18	7	25
FA	1	1	2	-	-	-	12	8	20	-	-	-	0	0	0	0	0	0	1	2	3	0	1	1	14	12	26
FSL	1	7	8	-	-	-	5	13	18	-	-	-	0	0	0	0	1	1	0	1	1	0	1	1	6	23	29
MNUBS	0	1	1	-	-	-	15	9	24	-	-	-	0	0	0	0	0	0	0	0	0	0	1	1	15	11	26
CFS	0	0	0	-	-	-	9	6	15	-	-	-	0	0	0	0	0	0	0	0	0	1	0	1	10	6	16
RDO	0	0	0	-	-	-	1	0	1	-	-	-	3	0	3	0	0	0	1	1	2	1	0	1	6	1	7
FEST	2	3	5	-	-	-	8	12	20	-	-	-	0	0	0	2	0	2	3	3	6	1	0	1	16	18	34
Total	**22**	**19**	**41**	**-**	**-**	**-**	**118**	**73**	**191**	**-**	**-**	**-**	**3**	**0**	**3**	6	1	7	**17**	**13**	**30**	**15**	**8**	**23**	**181**	**114**	**295**

Professional Development — ތަرައްގީ ކުރުން ދިން ތަމްރީން

36. ދެބަންތަކުން ބަންދުކުރެއްވި ތަރައްގީ ކުރުމުގެ ތަމްރީނުތަކުން ބައިވެރިވުން Participation in Professional Development Events

#	Div	Staff	Event	Start date	End date
1	FEST	Dr. Yoosuf Nizam	ICBEST 2020 - Conference	19 Jan	21 Jan
2	FHTS	Hussain Sabah	Online Teaching and Collabrative Tools (online)	7 Dec	18 Dec
3	SN	Khadheeja Shakir	Online Teaching and Collabrative Tools (online)	7 Dec	18 Dec
4	FLIS	Fathimath Waheedha	Learning Management System through Moodle (online)	28 Dec	8 Jan
5	CETE	Hamid Ali	Instructional Design for E- Learning Course (online)	18 Jan	30 Jan
6	CETE	Shimna Shakeeb	Instructional Design for E- Learning Course (online)	18 Jan	30 Jan
7	FHTS	Aishath Shirmeen	Instructional Design for E- Learning Course (online)	18 Jan	30 Jan
8	FHTS	Zeenath Solih	Instructional Design for E- Learning Course (online)	18 Jan	30 Jan
9	FHTS	Aminath Afrah Mukhthar	Instructional Design for E- Learning Course (online)	18 Jan	30 Jan
10	FHTS	Hasma Adnan	Instructional Design for E- Learning Course (online)	18 Jan	30 Jan
11	FHS	Khadija Abdul Rahman	Instructional Design for E- Learning Course (online)	18 Jan	30 Jan
12	FHS	Ruben Singh	Instructional Design for E- Learning Course (online)	18 Jan	30 Jan
13	CETE	Aminath Zifna	E-Learning in the New Normal: Inclusivity, Trends and Familiarity (online)	8 Mar	12 Mar
14	SN	Aishath Sana Shareef	E international Public Health Management Development Program (online)	22 Mar	26 Mar
15	FHS	Aminath Shafrath	International Public Health Management Development Program (online)	22 Mar	26 Mar
16	FE	Aminath Shiyama	Intergrating Tecnology to Promote Scientific Enquiry Learining (online)	19th May	1- June
17	CFS	Mariyam Wahidha	Intergrating Tecnology to Promote Scientific Enquiry Learining (online)	19th May	1 June
18	FEST	Aishath Shaira	Intergrating Tecnology to Promote Scientific Enquiry Learining (online)	19th May	1 June

37. ڈیڈیۋ ذریعەން ބަންދުކުރެއްވި ތަمްރީން Training/Workshops conducted by TDU

#	Staff	Event	No.of participants	Start date	End date	Duration
1	Academic Staff	Assessment & Evaluation in Higher Education	25	24.01.2021	26.01.2021	5
2	Academic Staff	Effective Teaching & Learning in Higher Education	10	27.01.2021	31.01.2021	5
3	Academic Staff	Basic Moodle Training	22	20.02.2021	20.02.2021	2
4	Administrative Staff	G-suite for Administrative Staff	21	23.02.2021	23.02.2021	5
5	Administrative Staff	G-suite for Administrative Staff	24	2.03.2021	02.03.2021	5
6	Academic Staff	Moddle Tools: Assignment &Turnitin	32	01.03.2021	01.03.2021	3
7	Academic Staff	G-suite for Academic Staff	41	25.03.2021 / 28.03.2021	/ 25.03.2021 28.03.2021	5
8	Administrative Staff	Stress Management	53	04.04.2021	04.04.2021	3
9	Heads & Deans	Orientation of Heads to the ISE Criteria	21	03.05.2021	04.05.2021	3
10	Deans & HoDs	Introduction to staff Induction (Acc)	38	11.08.2021	11.08.2021	2
11	Academic Staff	Basic Moodle Training	5	12.08.2021	12.08.2021	2
12	Academic Staff	Assessment & Evaluation in Higher Education	16	17.08.2021	19.08.2021	12
13	Academic Staff	Effective Teaching & Learning in Higher Education	21	17.08.2021	19.08.2021	12
14	Academic Staff	Blended Learning & Teaching	6	18.08.2021	18.08.2021	5
15	Admin Heads/Assistants	Admin Heads/Assistants Training	26	24.08.2021	25.08.2021	10
16	Academic Staff	Assessment Validation Process (1st Session)	23	12.08.2021	12.08.2021	5
17	Academic Staff	Online Teaching and Collabrative Tools	1	07.12.2021	02.12.2021	10 days
18	Academic Staff	Learning Management System through Moodle	1	28.12.2020	01.01.2021	4 days
19	Academic Staff	Instructional Design for E- Learning Course	2	18.01.2021	30.01.2021	13 days
20	CoC members and HODs	MQA Requirements for Program Development	37	08.12.2021	18.12.2021	3

ڈیڈیۋ ذریعەން ބަންދުކުރެއްވި ތަرައްގީ ؤ ؤ ؤ

ފަރާތްތަކުން ހާސިل ކުރެވިފައި

ބަންދުކުރެވި

38. ތަން ބަންދުކުރެވުން ބަދަލުކުރެވިފައި (ފީ ދައްކާ ތަން ބަދަލުކުރެވިފައި) / Income by Cost Centre 2017 – 2019

Cost Centre	2017			2018			2019		
	Fees	Others	Total	Fees	Others	Total	Fees	Others	Total
CA	1,767,152.00	4,548,061.03	6,315,213.03	91,500.00	2,013,947.00	2,105,447.00	1,848,747.67	2,160,512.14	4,009,259.81
FE	13,217,360.52	77,358.00	13,294,718.52	9,002,634.72	104,593.13	9,107,227.85	10,185,720.23	74,081.05	10,259,801.28
FHS	7,923,063.93	1,025,090.40	8,948,154.33	10,067,382.49	852,917.00	10,920,299.49	7,945,461.72	1,289,115.05	9,234,576.77
MNUBS	11,529,391.73	111,594.03	11,640,985.76	11,476,229.00	185,192.75	11,661,421.75	7,842,104.20	197,990.54	8,040,094.74
FEST	-	-	-	4,167,798.03	76,630.75	4,244,428.78	2,866,050.45	1,250.00	2,867,300.45
FET	1,934,054.00	199,900.00	2,133,954.00	-	-	-			-
FHTS	3,544,252.00	180,075.00	3,724,327.00	3,640,402.00	76,705.00	3,717,107.00	2,812,805.66	43,453.00	2,856,258.66
CMS	2,083,938.89	183,196.00	2,267,134.89	940,980.00	168,605.50	1,109,585.50	549,838.50	15,098.00	564,936.50
CETE	2,050,680.00	10,665.00	2,061,345.00	1,841,355.50	12,705.00	1,854,060.50	319,887.00	-	319,887.00
FSL	4,496,891.00	204,708.00	4,701,599.00	-	-	-			-
CMPS	-	623,777.94	623,777.94	426,277.58	148,679.57	574,957.15	614,822.84	57,570.11	672,392.95
FA	3,277,004.00	59,933.50	3,336,937.50	3,323,852.01	27,085.00	3,350,937.01	2,588,925.99	1,800.00	2,590,725.99
LB	-	281,136.00	281,136.00	-	192,538.25	192,538.25	-	95,131.75	95,131.75
FSC	2,060,678.00	16,585.48	2,077,263.48	-	-	-	-	-	-
FLIS	3,098,213.50	7,508.00	3,105,721.50	6,692,587.20	185,434.00	6,878,021.20	4,568,070.00	153,255.66	4,721,325.66
SM	-	-	-	-	-	-	471,706.00	-	471,706.00
SN	-	-	-	1,444,601.44	1,000.00	1,445,601.44	2,989,661.00	-	2,989,661.00
CFS	-	-	-	4,179,987.00	6,170.00	4,186,157.00	5,631,752.00	4,200.00	5,635,952.00
Total	**56,982,679.57**	**7,529,588.38**	**64,512,267.95**	**57,295,586.97**	**4,052,202.95**	**61,347,789.92**	**51,235,553.26**	**4,093,457.30**	**55,329,010.56**

39. ތަން ބަންދުކުރެވުން ބަދަލުކުރެވިފައި (ފީ ދައްކާ ތަން ބަދަލުކުރެވިފައި) / Income by Cost Centre 2020 – 2021

Cost Centre	2020			2021		
	Fees	Others	Total	Fees	Others	Total
CA	820,007.00	131,750.31	951,757.31	1,469,422.12	5,713,398.59	7,182,820.71
FE	6,551,812.43	225,400.00	6,777,212.43	4,909,393.03	28,700.00	4,938,093.03
FHS	7,788,566.00	384,527.50	8,173,093.50	5,876,357.00	539.62	5,876,896.62
MNUBS	9,199,729.03	30,034.00	9,229,763.03	7,994,533.55	140,168.88	8,134,702.43
FEST	3,956,307.99	-	3,956,307.99	4,025,523.12	1,000.00	4,026,523.12
FET	-	-	-	-	-	-
FHTS	2,658,116.34	-	2,658,116.34	2,910,396.55	20,000.00	2,930,396.55
CMS	789,000.00	7,904.50	796,904.50	539,925.00	7,400.00	547,325.00
CETE	311,652.00		311,652.00	454,868.00	-	454,868.00
FSL	-	-	-	3,289,212.00	5,585.00	3,294,797.00
CMPS	67,000.00	63,834.00	130,834.00	-	445,632.58	445,632.58
FA	2,758,398.00	-	2,758,398.00	2,833,940.01	-	2,833,940.01
LB	41,626.75	-	41,626.75	-	155,725.27	155,725.27
FSC	-	-	-	-	-	-
FLIS	5,620,169.00	47,000.00	5,667,169.00	-	-	-
SM	9,451,960.00	-	9,451,960.00	12,161,028.00	-	12,161,028.00
SN	3,558,465.78	-	3,558,465.78	3,719,577.20	600.00	3,720,177.20
CFS	5,153,403.00	-	5,153,403.00	5,253,355.50	-	5,253,355.50
Total	**58,726,213.32**	**890,450.31**	**59,616,663.63**	**55,437,531.08**	**6,518,749.94**	**61,956,281.02**

40. ތަން ބަންދުކުރެވުން ބަދަލުކުރެވިފައި (ހަމަކުރެވި ބިލްބަދަން) / Revenue as a Percentage of Realized Recurrent Budget 2017 – 2019

Cost Centre	2017			2018			2019		
	Recurrent Expenditure	Revenue Expenditure	Revenue as a %	Recurrent Expenditure	Revenue Expenditure	Revenue as a %	Recurrent Expenditure	Revenue Expenditure	Revenue as a %
CA	27,273,807.48	12,562,982.97	46%	31,311,441.60	29,948,097.01	96%	33,703,664.76	5,541,313.57	16%
FE	16,915,370.55	3,273,981.08	19%	16,487,053.28	1,192,554.97	7%	18,735,538.84	906,057.41	5%
FHS	16,071,356.85	4,355,318.62	27%	10,126,463.80	586,841.40	6%	10,441,162.72	427,766.23	4%
MNUBS	10,999,806.33	3,364,401.19	31%	12,261,657.10	1,097,908.44	9%	13,322,036.72	866,494.33	7%
FEST	5,065,419.81	1,115,214.16	22%	12,033,983.19	1,325,266.27	11%	12,255,645.17	1,195,739.83	10%
FHTS	9,814,951.19	7,639,120.32	78%	13,971,795.36	1,337,017.05	10%	12,391,072.51	863,655.73	7%
CMS	4,303,172.35	1,939,958.77	45%	2,596,707.00	164,558.08	6%	3,218,972.73	100,643.14	3%
COL	7,640,048.55	2,298,787.99	30%	-	-	-			
CETE	-	-	-	7,082,793.50	786,999.45	11%	2,715,391.90	299,685.22	11%
FSL	8,183,135.56	1,587,887.10	19%	474,064.21	-	0%	-	-	-
CAMPUS	12,888,315.56	508,763.21	4%	12,440,846.01,	1,063,367.23	9%	16,615,829.12	75,670.95	0%
FA	7,078,324.32	1,201,783.33	17%	5,968,105.59	480,581.51	8%	6,069,067.37	265,172.87	4%
LB	4,836,008.33	1,640,474.26	34%	5,448,886.01	1,529,413.19	28%	6,319,787.62	346,814.16	5%
FSC	6,555,934.12	2,392,135.22	36%	439,817.24	-	0%			
FLIS	-	-	-	14,954,470.10	1,198,606.46	8%	15,956,049.90	508,656.76	3%
SN	-	-	-	8,333,197.77	378,337.85	5%	10,182,222.28	125,392.48	1%
CFS	-	-	-	5,080,743.19	129,645.43	3%	5,398,226.29	65,958.34	1%
SM	-	-	-	3,525,561.54	7,000.00	0%	13,651,728.45	84,927.38	1%
FIS	8,612,337.53	979,441.26	11%	-	-	-	-	-	-
Total	146,237,988.92	44,860,249.48	31%	162,537,586.49	41,226,194.34	25%	180,976,396.38	11,673,948.40	6%

41. ތަން ބަންދުކުރެވުން ބަދަލުކުރެވިފައި (ބިލަތަށްވުން ހަމަކުރެވި ބިލްބަދަން) / Revenue as a Percentage of Realized Recurrent Budget 2020 – 2021

Cost Centre	2020			2021		
	Recurrent Expenditure	Revenue Expenditure	Revenue as a %	Recurrent Expenditure	Revenue Expenditure	Revenue as a %
CA	31,093,045.62	6,064,526.29	20%	28,196,574.85	6,009,011.16	21%
FE	16,777,728.84	700,722.76	4%	11,878,533.83	834,419.90	7%
FHS	10,554,652.22	617,802.23	6%	10,231,251.45	1,703,457.47	17%
MNUBS	10,602,820.16	229,961.23	2%	9,741,762.59	661,692.35	7%
FEST	10,860,746.90	832,279.11	8%	11,705,482.24	639,680.66	5%
FHTS	10,968,354.12	379,655.62	3%	9,507,556.27	808,125.88	8%
CMS	3,946,368.29	1,171,804.03	30%	3,107,094.47	123,920.40	4%
CETE	2,756,636.99	149,443.04	5%	2,722,463.76	234,541.71	9%
FSL	13,359,231.31	590,710.09	4%	10,159,744.23	375,980.90	4%
CAMPUS	13,329,086.37	829,906.71	6%	13,973,877.88	482,542.53	3%
FA	6,205,142.31	198,870.66	3%	8,348,896.53	246,896.75	3%
LB	5,966,968.58	463,454.39	8%	4,961,794.44	29,901.21	1%
FLIS	-	-	-	-	-	-
SN	9,430,851.86	232,776.06	2%	10,190,972.33	188,317.06	2%
CFS	5,254,310.26	246,950.20	5%	4,706,552.06	207,237.54	4%
SM	13,168,251.52	494,586.38	4%	9,497,467.13	507,870.03	5%
Total	164,274,195.35	13,203,448.80	8%	148,930,024.06	13,053,595.55	9%

Revenue as a Percentage of Realized Capita Budget 2017 – 2019 .42

Cost Centre	2017			2018			2019		
	Capital Expenditure	Revenue	RE as a % of CE	Capital Expenditure	Revenue	RE as a % of CE	Capital Expenditure	Revenue	RE as a % of CE
CA	12,000,357.21	1,850,465.08	%15	6,203,765.29	20,839,388.04	336%	2,443,977.99	220,037.25	9%
FE	100,238.80	-	%0	83,319.58	132,576.12	159%	269,119.06	141,903.12	53%
FHS	54,317.40	201,179.52	%370	78,450.00	72,155.99	92%	383,668.15	472,246.00	123%
MNUBS	97,096.00	165,982.32	%171	-	-	-	159,930.85	53,000.00	33%
FEST	163,928.86	15,635.00	%10	-	-	-	827,110.83	241,574.06	29%
FHTS	3,436.05	580,700.35	%16900	15,668.75	36,236.91	231%	478,877.70	169,225.04	35%
CMS	53,000.00	21,189.40	%40	12,064.50	23,052.95	191%	32,030.95	174,688.79	545%
COL	7,315.04	74,494.84	%1018	9,500.00	13,703.34	144%			
CETE	-	-	-	-	-	-	253,851.09	19,500.00	8%
FSL	1,808.36	352,275.81	%19480	-	-	-	-	-	-
CAMPUS	105,346.80	146,377.15	%139	151,727.71	216,163.98	142%	861,723.22	147,123.60	17%
FA	19,579.13	67,746.00	%346	10,500.00	21,442.35	204%	197,011.52	245,894.60	125%
LB	6,550.80	1,201,552.75	%18342	-	1,135,546.14	0%	39,227.00	4,956.22	13%
FSC	60,143.01	1,193,635.92	%1985	-	-	-			
FLIS	-	-	-	44,400.00	-	0%	44,400.00	-	0%
SN	-	-	-	140,776.51	46,285.00	33%	249,856.41	208,290.00	83%
CFS	-	-	-	98,455.00	-	0%	21,500.00	58,452.72	272%
SM	-	-	-				1,996,308.96	-	0%
FIS	14,469.00	81,740.00	%565	-	-	-	-	-	-
Total	**12,687,586.46**	**5,952,974.14**	**47%**	**6,848,627.34**	**22,536,550.82**	**329%**	8,258,593.73	2,156,891.40	26%

Revenue as a Percentage of Realized Capital Budget 2020 – 2021 .43

Cost Centre	2020			2021		
	Capital Ex-penditure	Revenue	RE as a % of CE	Capital Expenditure	Revenue	RE as a % of CE
CA	206,382.77	705,582.31	%342	3,597,628.13	4,904,927.78	%136
FE	120,753.20	229,395.68	%190	123,134.89	30,525.00	%25
FHS	580,201.23	1,193,707.96	%206	136,330.60	86,182.17	%63
MNUBS	176,793.66	474,848.84	%269	50,181.55	113,621.09	%226
FEST	179,929.04	113,308.47	%63	136,788.15	1,326,717.79	%970
FHTS	96,827.70	69,400.13	%72	740,834.72	422,473.89	%57
CMS	253,098.01	2,802,765.40	%1107	22,414.80	436,393.66	%1947
CETE	92,432.00	23,903.00	%26	73,696.50	48,305.03	%66
FSL	96,214.03	26,949.02	%28	27,348.02	42,315.20	%155
CAMPUS	218,524.96	1,135,536.83	%520	243,188.60	1,312,297.57	%540
FA	26,911.00	16,824.81	%63	501,466.84	647,372.42	%129
LB	974,276.65	-	%0	56,017.00	137,206.01	%245
FLIS	-	-	-	-	-	-
SN	20,282.68	1,435,275.32	%7076	135,215.01	384,826.90	%285
CFS	10,265.99	1,450.01	%14	102,448.01	541,710.89	%529
SM	345,792.65	26,840.00	%8	11,024.00	3,336.88	%30
Total	3,398,685.57	8,255,787.78	243%	5,957,716.82	10,438,212.28	%175

MNU Govt Budget by Cost Centres 2017 / ދަންބަންބަން ؤسـؤمبى .44

Cost Centre	ALLOCATED			REALIZED		
	Capital	Recurrent	Total	Capital	Recurrent	Total
CA	15,643,281	27,992,723	43,636,004	12,000,357	27,866,317	39,866,674
FE	100,239	17,052,998	17,153,237	100,239	16,915,371	17,015,609
FHS	54,317	16,199,661	16,253,979	54,317	16,071,357	16,125,674
MNU BS	97,096	11,147,481	11,244,577	97,096	10,999,806	11,096,902
FEST	163,929	5,125,716	5,289,645	163,929	5,065,420	5,229,349
FHTS	3,436	10,427,346	10,430,782	3,436	9,814,951	9,818,387
CMS	53,000	4,393,984	4,446,984	53,000	4,303,172	4,356,172
COL	7,315	7,821,992	7,829,307	7,315	7,640,049	7,647,364
FSL	1,808	8,353,905	8,355,713	1,808	8,183,136	8,184,944
Campus	112,457	13,206,386	13,318,843	105,347	12,888,316	12,993,663
FA	19,579	7,215,759	7,235,338	19,579	7,078,324	7,097,903
LB	6,551	5,107,238	5,113,789	6,551	4,836,008	4,842,559
FSC	60,143	6,587,538	6,647,681	60,143	6,555,934	6,616,077
FIS	14,469	8,699,556	8,714,025	14,469	8,612,338	8,626,807
Total	**16,337,620**	**149,332,284**	**165,669,904**	**12,687,586**	**146,830,499**	**159,518,085**

MNU Govt Budget by Cost Centres 2018 / ދަންބَﻧﺒَﻧﺒَﻧ ﷺ ﷺ (ﷺﷺﷺﷺ ؤسـؤمبى .45

	ALLOCATED			REALIZED		
	Capital	Recurrent	Total	Capital	Recurrent	Total
CA	10,713,273	28,920,182	39,633,455	6,203,765	25,107,676	31,311,442
FE	10,000	15,966,730	15,976,730	83,320	16,403,734	16,487,053
FHS	15,000	16,205,646	16,220,646	78,450	10,048,014	10,126,464
MNU BS	15,000	9,694,866	9,709,866	93,362	12,168,295	12,261,657
FEST	57,800	5,499,628	5,557,428	505,239	11,528,744	12,033,983
FHTS	15,000	9,584,788	9,599,788	15,669	13,956,127	13,971,795
CMS	-	3,322,504	3,322,504	12,065	2,584,643	2,596,707
COL	5,000	6,469,963	6,474,963	9,500	7,073,294	7,082,794
Campus	15,000	12,014,942	12,029,942	151,728	12,289,118	12,440,846
FA	15,000	6,434,806	6,449,806	10,500	5,957,606	5,968,106
LB	15,000	4,653,156	4,668,156	-	5,448,886	5,448,886
FLIS	15,000	7,011,896	7,026,896	44,400	14,910,070.10	14,954,470
SN	-	-	-	140,777	8,192,421.26	8,333,198
CFS	-	-	-	98,455	4,982,288.19	5,080,743
SM	863,500	4,187,868	5,051,368	-	3,525,561.54	3,525,562
FSL	15,000	6,523,415	6,538,415	-	474,064.21	474,064
FSC	515,000	7,329,077	7,844,077	-	439,817.24	439,817
Total	**12,284,573**	**143,819,467**	**156,104,040**	**7,447,229**	**155,090,358**	**162,537,586**

.46 ބަދަލުވެދިއުން ބަދަން (ހަކަތަކުން ފައިސާ) / MNU Govt Budget by Cost Centres 2020

	ALLOCATED			REALIZED		
	Capital	Recurrent	Total	Capital	Recurrent	Total
CA	17,807,500	32,532,483	50,339,983	206,383	31,093,046	31,299,428
FE	135,000	19,402,612	19,537,612	120,753	16,777,729	16,898,482
FHS	220,000	11,514,683	11,734,683	580,201	10,554,652	11,134,853
MNU BS	165,000	11,480,476	11,645,476	176,794	10,602,820	10,779,614
FEST	243,000	12,096,633	12,339,633	179,929	10,860,747	11,040,676
FHTS	207,500	11,968,208	12,175,708	96,828	10,968,354	11,065,182
CMS	151,500	3,875,040	4,026,540	253,098	3,946,368	4,199,466
CETE	128,500	3,723,997	3,852,497	92,432	2,756,637	2,849,069
Campus	235,000	15,224,087	15,459,087	218,525	13,329,086	13,547,611
FA	189,500	6,823,013	7,012,513	26,911	6,205,142	6,232,053
LB	165,000	5,877,437	6,042,437	974,277	5,966,969	6,941,245
FSL	221,500	15,836,179	16,057,679	96,214	13,359,231	13,455,445
SN	232,000	9,834,295	10,066,295	20,283	9,430,852	9,451,135
CFS	115,000	5,255,235	5,370,235	10,266	5,254,310	5,264,576
SM	560,000	24,468,515	25,028,515	345,793	13,168,252	13,514,044
Total	**20,776,000**	**189,912,893**	**210,688,893**	**3,398,686**	**164,274,195**	**167,672,881**

.47 ބަދަލުވެދިއުން ބަދަން (ހަکަތަکުން ފައިސާ) / MNU Govt Budget by Cost Centres 2021

	ALLOCATED			REALIZED		
	Capital	Recurrent	Total	Capital	Recurrent	Total
CA	18,275,000	30,078,724	48,353,724	3,597,628	28,196,575	31,794,203
FE	85,000	17,306,614	17,391,614	123,135	11,878,534	12,001,669
FHS	120,000	10,955,621	11,075,621	136,331	10,231,251	10,367,582
MNU BS	90,000	9,177,293	9,267,293	50,182	9,741,763	9,791,944
FEST	168,000	10,439,465	10,607,465	136,788	11,705,482	11,842,270
FHTS	110,000	11,322,268	11,432,268	740,835	9,507,556	10,248,391
CMS	81,500	3,362,881	3,444,381	22,415	3,107,094	3,129,509
CETE	78,500	2,755,109	2,833,609	73,697	2,722,464	2,796,160
Campus	235,000	13,287,489	13,522,489	243,189	13,973,878	14,217,066
FA	118,500	6,289,578	6,408,078	501,467	8,348,897	8,850,363
LB	65,000	5,723,237		56,017	4,961,794	5,017,811
FSL	121,500	13,689,550	13,811,050	27348.02	10,159,744	10,187,092
SN	132,000	9,973,284	10,105,284	135,215	10,190,972	10,326,187
CFS	70,000	4,701,498	4,771,498	102,448	4,706,552	4,809,000
SM	460,000	12,419,601	12,879,601	11,024	9,497,467	9,508,491
Total	**20,210,000**	**161,482,212**	**175,903,975**	**5,957,717**	**148,930,024**	**154,887,741**

.48 ބަދަލުވެދިއުން ބަދަން (ހ.ބ.ދ. ބަދަލުގެ ބަދަން) 2018/ Expenditure from Income (other than Government Budget)

Cost Centre	ALLOCATED			REALIZED		
	Capital	Recurrent	Total	Capital	Recurrent	Total
CA	4,202,092	29,519,810	33,721,903	20,839,388	9,108,709	29,948,097
FE	132,576	1,059,979	1,192,555	132,576	1,059,979	1,192,555
FHS	72,156	514,685	586,841	72,156	514,685	586,841
MNU BS	16,500	1,081,408	1,097,908	16,500	1,081,408	1,097,908
FEST	84,245	1,241,021	1,325,266	84,245	1,241,021	1,325,266
FHTS	36,237	1,300,780	1,337,017	36,237	1,300,780	1,337,017
CMS	23,053	141,505	164,558	23,053	141,505	164,558
COL	13,703	773,296	786,999	13,703	773,296	786,999
Campus	216,164	847,203	1,063,367	216,164	847,203	1,063,367
FA	21,442	459,139	480,582	21,442	459,139	480,582
LB	1,135,546	393,867	1,529,413	1,135,546	393,867	1,529,413
FLIS	-	1,198,606	1,198,606	-	1,198,606	1,198,606
SN	46,285	332,053	378,338	46,285	332,053	378,338
CFS	-	129,645	129,645	-	129,645	129,645
SM	-	7,000	7,000	-	7,000	7,000
Total	**6,000,000**	**39,000,000**	**45,000,000**	**22,637,296**	**18,588,899**	**41,226,194**

.49 ބަދަލުވެދިއުން ބަދަން، (،ﷺ) ،ﷺ ،ﷺ ،ﷺ MNU Govt Budget by Cost Centres 2019

Cost Centre	ALLOCATED			REALIZED		
	Capital	Recurrent	Total	Capital	Recurrent	Total
CA	14,795,001	29,935,439	44,730,440	2,443,978	33,703,665	36,147,643
FE	232,426	17,553,379	17,785,805	269,119	18,735,539	19,004,658
FHS	265,000	11,322,637	11,587,637	383,668	10,441,163	10,824,831
MNU BS	244,306	12,290,185	12,534,491	159,931	13,322,037	13,481,968
FEST	210,836	12,758,239	12,969,075	827,111	12,255,645	13,082,756
FHTS	221,388	10,507,056	10,728,444	478,878	12,391,073	12,869,950
CMS	147,682	2,880,333	3,028,015	32,031	3,218,973	3,251,004
CETE	159,812	8,405,567	8,565,379	253,851	2,715,392	2,969,243
Campus	238,821	13,566,567	13,805,388	861,723	16,615,829	17,477,552
FA	191,064	5,921,066	6,112,130	197,012	6,069,067	6,266,079
LB	133,911	6,583,943	6,717,854	39,227	6,319,788	6,359,015
FLIS	238,520	15,762,497	16,001,017	91,754	15,956,049.90	16,047,804
SN	245,000	8,680,641	8,925,641	249,856	10,182,222.28	10,432,079
CFS	127,112	5,062,982	5,190,094	21,500	5,398,226.29	5,419,726
SM	1,235,500	17,408,372	18,643,872	1,996,309	13,651,728.45	15,648,037
Total	**18,686,379**	**178,638,903**	**197,325,282**	**8,305,947**	**180,976,396**	**189,282,344**

Expenditure from Income (other than Government Budget) 2020/ ،ﷺ ﷺ ﷺ ،ﷺ ،ﷺ ،

54. ؤرىدۇچى ئۆڭ ئىقتىسادشۇناسلىق دەرىجىسىدىكى خەرىتىنىڭ خەرىجىلىرى (خەرىجىسىنى ھەرىمۇ خەرىتىلەش) **Expenditure by Category for Faculty of Education**

FE	2019		2020		2021	
	Allocations from Budget	*Allocations from Revenue*	*Allocations from Budget*	*Allocations from Revenue*	*Allocations from Budget*	*Allocations from Revenue*
Salaries and wages	16,434,873.28	70,005.00	14,345,425.92	56,780.00	10,365,168.97	68,450.00
Maintenance of buildings	183,674.89	28,790.00	56,701.28	84,169.00	505,199.13	546,052.03
Maintenance of equipment / vehicles	81,674.89	-	73,606.00	102,348.68	74,011.99	2,315.00
Utility charges inc. postage	467,860.43	-	589,003.98	5,483.87	511,554.53	
Advertising & announcements	-	-	46,847.00	22,620.00		
Teaching resources	53,010.45	673,745.24	67,200.00	321,763.06	94,136.00	4,226.57
Rent (inc. staff accomm.)	-	-	-	-		
Travel expenses	939,493.67	59,740.00	105,079.00	13,160.00	29,152.00	75,581.35
Financial assistance to students	-	-	-	-		
Other Expenses	-	-	117,136.72	-	299,311.21	
Capital		*62,487.00*	*83,873.20*	-	*123,134.89*	*525.00*
Construction (Infrastructure)	-	-	-	22,302.40		
Equipment, Furniture & Books	-	79,416.12	-	101,573.00		30,000.00
Staff Development	-	8,578.50	-	-		
Expenses	19,004,657.90	1,047,960.53	15,484,873.10	734,700.01	12,001,668.24	864,944.90
Others	-	65,198.67		4,500.00		137,794.95

55. ئىشلەش ئۈچۈن ئۇيۇشتۇرۇلغان ئۇنىۋېرسىتېتنىڭ خەرىجىلىرى (خەرىجىسىنى ھەرىمۇ خەرىتىلەش) **Expenditure by Category for CETE**

CETE	2019		2020		2021	
	Allocations from Budget	*Allocations from Revenue*	*Allocations from Budget*	*Allocations from Revenue*	*Allocations from Budget*	*Allocations from Revenue*
Salaries and wages	1,951,675.48	-	2,070,260.49	-	2,105,382.46	
Maintenance of buildings	1,480.01	-	-	-	1,800.00	1,435.00
Maintenance of equipment / vehicles	14,133.32	-	42,648.76	7,066.66	31,114.20	1,766.66
Utility charges inc. postage	391,565.60	-	463,128.00	-	527,295.49	106,571.64
Advertising & announcements	-	-	-	-		
Teaching resources	47,185.20	298,148.22	57,866.40	200,242.78		122,268.41
Rent (inc. staff accomm.)	-	-	-	-		
Travel expenses	290,483.56	-	-	-		
Financial assistance to students	-	-	-	-		
Other Expenses	18,868.73	-	10,011.55	-	2,722,463.76	
Capital	*253,851.09*	-	*92,432.00*	*23,903.00*	*73,696.50*	*48,305.03*
Construction (Infrastructure)	-	-	-	-		
Equipment, Furniture & Books	-	-	-	-		
Staff Development	-	-	-	-		
Expenses	2,969,242.99	319,185.22	2,736,347.20	231,212.44	5,461,752.41	282,846.74
Others	-	21,037.00	-	-		2,500.00

56. ئىشلەش ئۈچۈن ئۇيۇشتۇرۇلغان دېڭىز ئىلىمىدىكى تەتقىقاتنىڭ خەرىجىلىرى (خەرىجىسىنى ھەرىمۇ خەرىتىلەش) **Expendture by Category for Centre for Maritime Studies**

CMS	2019		2020		2021	
	Allocations from Budget	*Allocations from Revenue*	*Allocations from Budget*	*Allocations from Revenue*	*Allocations from Budget*	*Allocations from Revenue*
Salaries and wages	2,385,289.48	1,044.34	2,240,099.89	22,100.00	2,034428.15	7,150.00
Maintenance of buildings	-	17,405.70	3,566.60	-	139,691.03	3,067.72
Maintenance of equipment / vehicles	36,837.12	-	166,500.00	207,253.23	40,017.40	7,066.66
Utility charges inc. postage	199,057.53	12,129.62	519,171.33	83,781.94	194,798.98	-
Advertising & announcements	-	-	-	1,272.00		-
Teaching resources	74,499.05	-	100,673.55	5,100.00	22,644.02	-
Rent (inc. staff accomm.)	-	-	-	-	-	-
Travel expenses	59,031.00	-	43,169.00	-	40,132.00	-
Financial assistance to students	-	-	-	-	-	-
Other Expenses	464,258.55	-	87,019.43	-	-	-
Capital	*32,030.95*	-	*2,150.01*	-	22,414.80	-
Construction (Infrastructure)	-	-	-	-	-	-
Equipment, Furniture & Books	-	174,688.79	-	53,000.00	53,000.00	161,976.66
Staff Development	-	20,719.48	-		-	
Expenses	3,251,003.68	275,331.93	3,162,349.81	374,876.57	3,129,509.27	560,314.06
Others	-	49,344.00	-	2,369.40	635,382.89	106,636.02

57. ھەققۇق ئۇنىۋېرسىتېتنىڭ رايۇنلىرى (خەرىجىسىنى ھەرىمۇ خەرىتىلەش) **Expenditure by Category for Centre for Atoll Campuses**

Atoll Campuses	2019		2020		2021	
	Allocations from Budget	*Allocations from Revenue*	*Allocations from Budget*	*Allocations from Revenue*	*Allocations from Budget*	*Allocations from Revenue*
Salaries and wages	8,877,143.96	183.30	8,243,344.85	-	7,981,964.38	
Maintenance of buildings	857,654.30	1,775.01	189,449.73	289,857.24	480,703.54	18,056.61
Maintenance of equipment / vehicles	47,420.00	3,510.00	41,271.19	213,430.00	73,601.01	38,364.00
Utility charges inc. postage	5,744,023.33	22,357.15	2,841,314.14	13,867.58	3,605,793.69	
Advertising & announcements	-	-	65,243.00	-		73,365.00
Teaching resources	-	1,590.00	21,215.00	104,714.75		20,962.86
Rent (inc. staff accomm.)	-	-	-	-		
Travel expenses	31,490.00	157.16	17,049.00	-		57,117.68
Financial assistance to students	-	-	-	-		
Other Expenses	1,026,766.23	-	826,522.21	-	1,831,815.26	
Capital	861,723.22	-	211,952.96	30,348.40	243,188.60	19,455.77
Construction (Infrastructure)	-	-	-	730,299.94		
Equipment, Furniture & Books	-	147,123.60	-	350,198.89		1,292,841.80
Staff Development	-	-	-	-		
Expenses	17,477,552.34	222,794.55	12,457,362.08	1,834,016.39	14,217,066.48	1,794.84
Others	-	46,098.33	-	101,299.59		274,676.38

58. ؤبَرَمُجِي مَڤُ ئۇقُمُ سَەمِشۇسَەسْۇ ئَرَمَڤُ (خَرِجَوَسۡڤُ هَەمِهَۋُ وَىِسْ) Expenditure by Category for Faculty of Health Sciences

FHS	2019		2020		2021	
	Allocations from Budget	*Allocations from Revenue*	*Allocations from Budget*	*Allocations from Revenue*	*Allocations from Budget*	*Allocations from Revenue*
Salaries and wages	9,175,242.57	-	8,243,344.85	-	9,067,462.22	56,810.00
Maintenance of buildings	283,953.30	3,400.00	189,449.73	289,857.24	351,431.53	854,063.84
Maintenance of equipment / vehicles	124,495.98	-	41,271.19	213,430.00	109,657.73	231,439.87
Utility charges inc. postage	325,268.77	102,008.96	2,841,314.14	13,867.58	245,613.77	
Advertising & announcements	2,850.00	1,500.00	65,243.00	-		1,802.00
Teaching resources	154,331.08	192,138.37	21,215.00	104,714.75	82,077.95	18,818.77
Rent (inc. staff accomm.)	-	-	-	-		
Travel expenses	76,794.48	2,169.00	17,049.00	-	119,011.08	150,680.73
Financial assistance to students	-	-	-	-		
Other Expenses	298,226.54		826,522.21	-	255,997.17	
Capital	*383,668.15*	-	*211,952.96*	*30,348.40*	*136,330.60*	
Construction (Infrastructure)	-	-	-	730,299.94		
Equipment, Furniture & Books	-	472,246.00	-	350,198.89		86,182.17
Staff Development	-	-	-	-		
Expenses	10,824,830.87	900,012.23	12,457,362.08	1,834,016.39	255,997.17	1,789,639.64
Others	-	126,549.90	-	101,299.59		389,842.26

59. ؤبَرَمُجِي مَڤُ ۋِيۇسَرْ ئۇقُمُ سَەمِشۇسَەسْۇ ئَرَمَڤُ (خَرِجَوَسۡڤُ هَەمِهَۋُ وَىِسْ) Expenditure by Category for MNU Business School

MNUBS	2019		2020		2021	
	Allocations from Budget	*Allocations from Revenue*	*Allocations from Budget*	*Allocations from Revenue*	*Allocations from Budget*	*Allocations from Revenue*
Salaries and wages	10,734,959.66	30,175.00	8,834,307.13	300.00	8,889,578.53	109,035.00
Maintenance of buildings	252,188.23	-	34,420.49		46,932.20	234,302.01
Maintenance of equipment / vehicles	-	4,235.24	50,242.62	25,047.26	46,816.63	11,821.71
Utility charges inc. postage	643,291.95	49,632.32	602,475.71	26,701.82	413,077.52	
Advertising & announcements	4,460.00	-	6,703.96	15,700.00		2,238.72
Teaching resources	159,866.26	444,020.56	84,838.71	328,377.00	18,873.40	181,763.08
Rent (inc. staff accomm.)	-	-	-			
Travel expenses	761,443.29	16,821.55	191,768.84		86,589.00	35,648.00
Financial assistance to students	-	-	-			
Other Expenses	672,963.18	-	115,054.20		239,895.31	
Capital		*321,609.66*	*165,193.61*	*432,641.99*	*50,181.55*	*6,530.00*
Construction (Infrastructure)	-	-	-			
Equipment, Furniture & Books	-	-	-	40,208.75		107,091.09
Staff Development	-	53,000.00	-			
Expenses	-	-	10,085,005.27	868,976.82	9,791,944.14	775,313.44
Others	-	-	-			86,883.83

60. ؤبَرَمُجِي مَڤُ ئۇقُمُ چِيۇرِزْمُ ئۇ ئَرَمَڤُ (خَرِجَوَسۡڤُ هَەمِهَۋُ وَىِسْ) Expenditure by Category for Faculty of Hospitality and Tourism Studies

FHTS	2019		2020		2021	
	Allocations from Budget	*Allocations from Revenue*	*Allocations from Budget*	*Allocations from Revenue*	*Allocations from Budget*	*Allocations from Revenue*
Salaries and wages	7,688,830.95	137,622.75	6,605,236.75	15,560.00	6,424,251.57	14,600.00
Maintenance of buildings	3,052.80	14,990.18	259,905.64	140,675.40	796,611.71	156,169.60
Maintenance of equipment / vehicles	277,716.10	7,125.93	68,930.52	-	65,168.72	12,212.39
Utility charges inc. postage	2,755,334.81	-	-	14,708.90	1,144,056.11	
Advertising & announcements	-	-	2,589.97	-		
Teaching resources	1,160,933.81	467,264.91	1,046,876.24	54,651.52	924,182.46	412,014.62
Rent (inc. staff accomm.)	-	-	-	-		
Travel expenses	47,268.00	-	1,540.00	-		89,098.00
Financial assistance to students	-	-	-	-		
Other Expenses	457,936.04	-	70,916.33	-	153,285.70	
Capital	*478,877.70*	-	*96,827.70*	-	*740,834.72*	*345,804.80*
Construction (Infrastructure)	-	-	-	-		
Equipment, Furniture & Books	-	169,225.04	-	67,778.33		76,669.09
Staff Development	-	6,478.50	-	4,735.50		
Expenses	12,869,950.21	1,032,880.77	8,152,823.15	302,229.65	10,248,390.99	1,230,599.77
Others	-	230,173.46	-	4,120.00		91,090.60

61. ؤبَرَمُجِي مَڤُ ستَڤِيۋُ ۋَمْۋُ ئۇ ئَرَمَڤُ (خَرِجَوَسۡڤُ هَەمِهَۋُ وَىِسْ) Expenditure by Category for Faculty of Shariah and Law

FSL	2019		2020		2021	
	Allocations from Budget	*Allocations from Revenue*	*Allocations from Budget*	*Allocations from Revenue*	*Allocations from Budget*	*Allocations from Revenue*
Salaries and wages	6,178,010.45	49,700.00	11,447,970.33	45,615.00	8,842,013.41	45,615.00
Maintenance of buildings	20,665.80	-	76,100.75	326,871.00	53,057.92	326,871.00
Maintenance of equipment / vehicles	-	-	18,627.93	3,533.34	29,668.72	3,533.34
Utility charges inc. postage	521,811.65	6,232.18	637,462.87	39,483.87	979,171.21	39,483.87
Advertising & announcements	-	-	-	-		
Teaching resources	6,010,523.39	-	9,460.00	77,089.60		77,089.60
Rent (inc. staff accomm.)	-	-	-	-		
Travel expenses	394,117.80	-	159,366.00	-	68,132.00	
Financial assistance to students	-	28,995.20	-	-		
Other Expenses	526,599.36	-	52,146.07	-		
Capital	*1,996,308.96*	-	*96,214.03*	*25,950.02*	*27,348.02*	*25,950.02*
Construction (Infrastructure)	-	-	-	-		
Equipment, Furniture & Books	-	-	-	999.00		999.00
Staff Development	-	-	-	-		
Expenses	15,648,037.41	84,927,38	12,497,347.98	609,014.08	10,187,092.25	609,014.08
Others	-	-	-	89,472.25	187,700.97	89,472.25

.62 ؤتةةؤچ ةؤؤ ةشچىسةةىشى، سةةىشىث ةشىة ؛ةشؤؤچچؤ رةةؤ (ةةىؤسة ةةىةؤ) Expenditure by Category for FEST

FEST	2019		2020		2021	
	Allocations from Budget	*Allocations from Revenue*	*Allocations from Budget*	*Allocations from Revenue*	*Allocations from Budget*	*Allocations from Revenue*
Salaries and wages	10,192,313.84	52,519.00	8,780,290.55	44,530.00	10,552,682.29	106,692.57
Maintenance of buildings	239,902.82	795.00	11,268.73	-	26,965.45	33,489.38
Maintenance of equipment / vehicles	45,214.32	-	41,087.87	27,783.00	60,761.25	21,666.85
Utility charges inc. postage	707,885.92	103,043.56	732,139.62	32,436.61	656,401.18	
Advertising & announcements	5,417.80	3,000.00	3,000.00	-		
Teaching resources	129,179.71	386,727.04	167,528.67	898,810.74	55,513.80	42,897.66
Rent (inc. staff accomm.)	-	-	-	-		
Travel expenses	449,381.78	52,991.97	17,417.00	44,356.12	106,829.11	360,257.12
Financial assistance to students	-	-	-	-		
Other Expenses	486,348.98		77,254.03	-	246,329.16	
Capital	*827,110.83*	-	*99,373.28*	-	*136,788.15*	*750.00*
Construction (Infrastructure)	-	-	-	-		
Equipment, Furniture & Books	-	241,574.06	-	107,908.00		1,325,967.79
Staff Development	-	-	-	-		
Expenses	13,082,756.00	1,437,313.89	9,929,359.75	1,181,888.97		
Others	-	596,663.26	-	26,064.50	11,842,270.39	74,677.08

.63 ؤتةةؤچ ةؤؤ ةةىةؤچىس ؛ رةةؤ (ةةىؤسة ةةىةؤ) Expenditure by Category for Faculty of Arts

FA	2019		2020		2021	
	Allocations from Budget	*Allocations from Revenue*	*Allocations from Budget*	*Allocations from Revenue*	*Allocations from Budget*	*Allocations from Revenue*
Salaries and wages	5,582,532.50	2,500.00	4,976,081.66	12,300.00	7,167,316.13	44,240.00
Maintenance of buildings	8,475.57	-	209,827.53	-	2,250.00	1,232.25
Maintenance of equipment / vehicles	14,133.32	-	34,321.40	7,066.66	13,067.72	34,984.23
Utility charges inc. postage	312,353.16	7,066.66	326,380.41	-	1,053,224.44	
Advertising & announcements	1,250.80	-	10,200.00	-	771.00	295.58
Teaching resources	31,441.68	203.347.21	45,197.83	233,359.00	2,700.01	129,360.00
Rent (inc. staff accomm.)	-	-	-	-		
Travel expenses	12,510.00	26,835.00	21,754.00	-	60,420.00	6,430.00
Financial assistance to students	-	-	-	-		
Other Expenses	106,388.34	-	90,055.55	-	49,147.23	
Capital	*197,011.52*	-	*15,880.00*	-	*501,466.84*	*1,295.00*
Construction (Infrastructure)	-	-	-	-		
Equipment, Furniture & Books	-	245,894.60	-	15,998.01		646,077.42
Staff Development	-	-	-	-		
Expenses	6,266,078.89	511,067.47	5,729,698.38	268,723.67	8,850,363.37	
Others	-	25,424.00	-	-		30,354.69

.64 ؛ةشؤؤچؤ ةؤةةشؤچىس ؛ رةةؤ (ةةىؤسة ةةىةؤ) Expenditure by Category for Central Library

LB	2019		2020		2021	
	Allocations from Budget	*Allocations from Revenue*	*Allocations from Budget*	*Allocations from Revenue*	*Allocations from Budget*	*Allocations from Revenue*
Salaries and wages	2,746,155.43	-	2,090,866.44	-	2,433,818.79	-
Maintenance of buildings	190,986.31	220,951.58	60,325.50	377084.8	201,921.53	2,650.00
Maintenance of equipment / vehicles	46,126.66	-	45,100.00	40826.68	54,766.63	-
Utility charges inc. postage	923,520.59	114,788.47	708,330.82	14708.9	604,926.81	-
Advertising & announcements	-	-	-	-		3,567.96
Teaching resources	1,863,549.12	-	2,682,598.61	25,500.00	1,441,480.45	-
Rent (inc. staff accomm.)	-	-	-	-	-	-
Travel expenses	57,306.00	-	-	-	-	-
Financial assistance to students	-	-	-	-	-	-
Other Expenses	492,143.51	-	61,768.30	-	224,880.23	-
Capital	*39,227.00*	*4,956.22*	*882,386.66*	-	*56,017.00*	-
Construction (Infrastructure)	-	-	-	-	-	-
Equipment, Furniture & Books	-	-	-	-	-	137,206.01
Staff Development	-	-	-	-	-	-
Expenses	6,359,014.62	351,770.38	6,531,376.33	-	5,017,811.44	167,107.22
Others	-	11,074.11	-	5,100.00	-	23,683.25

.65 ؛ةشؤؤچؤ ةؤؤ ؛ؤةسةشؤ رةةؤ (ةةىؤسة ةةىةؤ) Expenditure by Category for School of Medicine

SM	2019		2020		2021	
	Allocations from Budget	*Allocations from Revenue*	*Allocations from Budget*	*Allocations from Revenue*	*Allocations from Budget*	*Allocations from Revenue*
Salaries and wages	6,178,010.45	49,700.00	9,598,842.87	-	9,120,822.97	133,891.00
Maintenance of buildings	20,665.80	-	70,726.99	400,000.00		409.60
Maintenance of equipment / vehicles	-	-	24,733.33	1,766.67	24,697.93	
Utility charges inc. postage	521,811.65	6,232.18	190,412.44	39,483.87	161,945.86	5,923.51
Advertising & announcements	-	-	-	-		
Teaching resources	6,010,523.39	-	2,257,953.28	-	62,090.43	6,177.11
Rent (inc. staff accomm.)	-	-	-	-		
Travel expenses	394,117.80	-	7,745.46	-	10,331.40	311,330.88
Financial assistance to students	-	-	-	-		
Other Expenses	526,599.36	-	142,252.76	-	117,578.54	
Capital	*1,996,308.96*	-	*333,793.45*	*9,540.00*	*11,024.00*	*3,336.88*
Construction (Infrastructure)	-	-	-	-		
Equipment, Furniture & Books	-	-	-	17,300.00		
Staff Development	-	-	-	-		6,528.83
Expenses	15,648,037.41	84,927.38	12,626,460.58	468,090.54	9,508,491.13	511,206.91
Others	-	28,995.20	-	-		43,609.10

THE MALDIVES NATIONAL UNIVERSITY

Established: 1st September 1973

University Title: MNU Act 2011

Ownership: State

Campuses: 8

Controlling body: The University Council

VISION

The Maldives National University will perform and be acknowledged as the outstanding academic institution of the nation and one of the finest in the region.

MISSION

The mission of the Maldives National University is to create, discover, preserve and disseminate knowledge that are necessary to enhance the lives and livelihoods of people and essential for the cultural, social and economic development of the society so that this nation shall remain free and Islamic forever.

PHILOSOPHY

Iman and Ilm

TAGLINE

Expanding minds… extending horizons

VALUES

Honour and integrity
We are men and women of honour, honesty and integrity. We shall not tolerate those who lie, cheat or steal.

Service
We accept service to the nation and others before self as the primary purpose for professional life.

Critical inquiry
We nurture and promote rational inquiry and critical thinking in all areas of human endeavour.

Life-long learning
We are dedicated to life-long learning, emphasizing teamwork and leadership.

Self-discipline
We stress self-discipline, personal responsibility and respect for Law.

Respect
We respect our people and uphold the good name of our institution.

Shared decision making
We are dedicated to the principle of shared governance and decision-making.

ABBREVIATIONS USED IN THIS REPORT

CA Central Administrative Office
CETE Centre for Educational Technology and Excellence
CFS Centre for Foundation Studies
CMS Centre for Maritime Studies
COL Centre for Open Learning
FA Faculty of Arts
FE Faculty of Education
MNUBS MNU Business School
FEST Faculty of Science, Engineering and Technology
FET Faculty of Engineering Technology
FHS Faculty of Health Sciences
FHTS Faculty of Hospitality and Tourism Studies
FLIS Faculty of Law and Islamic Studies
FMC Faculty of Management and Computing
FS Faculty of Science
FSL Faculty of Shariah and Law
LB Library
MNU The Maldives National University
NLL National Law Library
RDO Research Development Office
SM School of Medicine
SN School of Nursing

COLOPHON

This document was set in Funa Radheef and Arial Narrow 10.5 pts with a leading of 17 using InDesign CS6 Middle Eastern Version. Printed by M7 on coated paper. Data included are as supplied by divisions of the MNU and have not been edited or modified. The document was primarily composed by Hamiya Mohamed.

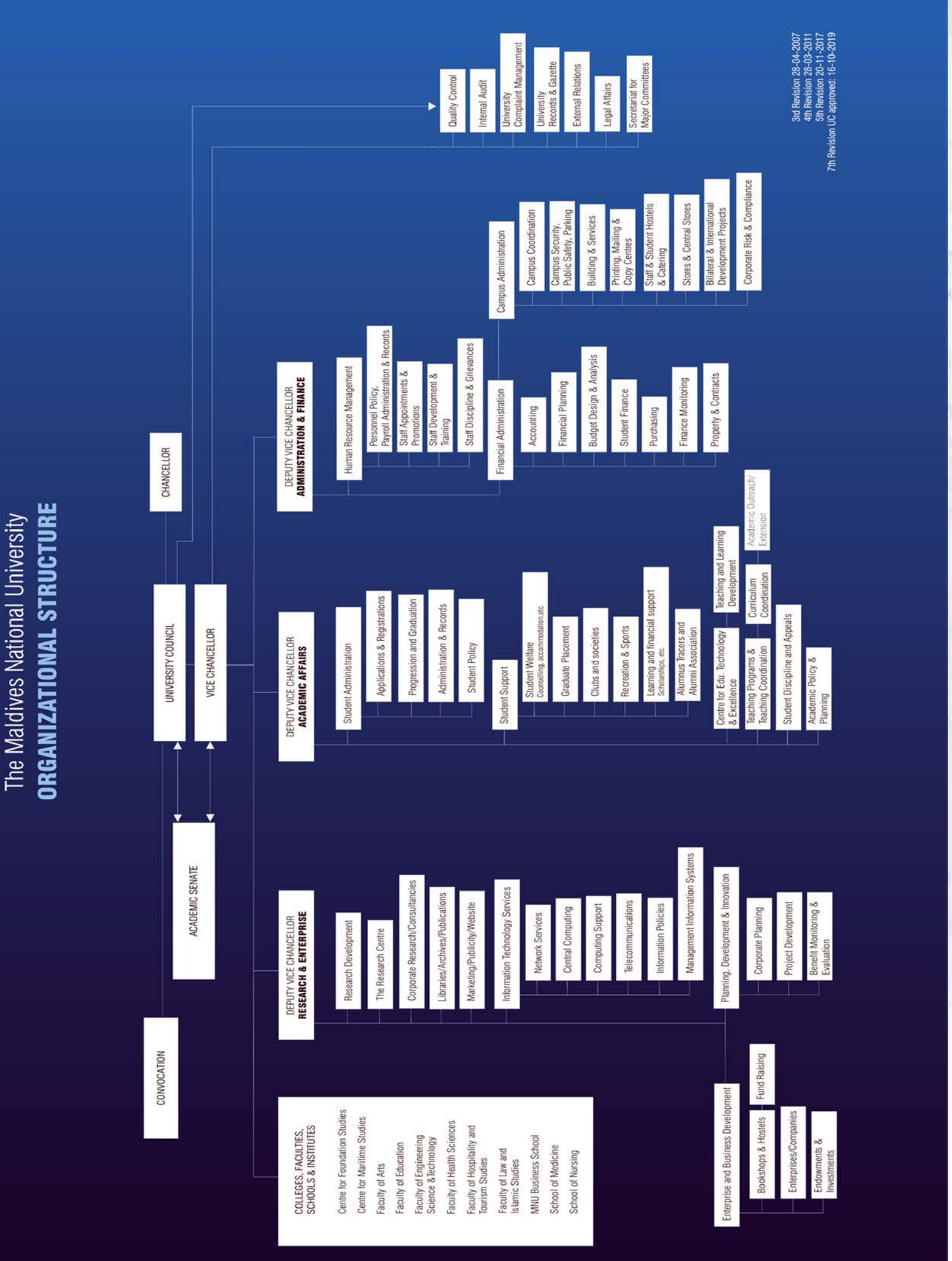

ﷺ
THE MALDIVES NATIONAL UNIVERSITY

Expanding minds... extending horizons