



# مؤشرات 2021





एन सी ई आर टी ई

2021

एन सी ई आर टी ई - तैमरुं शुकुंमरुं त्वां शुकुंमरुं

दुखं, त्रुं शुकुंमरुं त्वां शुकुंमरुं



## تعارف

- 5..... گورنمنٹ
- 6..... انڈین نیشنل سوسائٹی
- 8..... نیشنل سوسائٹی ڈائریکٹرز ڈائریکٹوریٹ
- 11..... ڈیپارٹمنٹ سوسائٹی
- 12..... گورنمنٹ 1: نیشنل سوسائٹی ڈائریکٹرز ڈائریکٹوریٹ، 2021
- 13..... گورنمنٹ 2: نیشنل سوسائٹی ڈائریکٹوریٹ، 2021
- 14..... گورنمنٹ 3: نیشنل سوسائٹی ڈائریکٹوریٹ، 2021
- 15..... گورنمنٹ 4: نیشنل سوسائٹی ڈائریکٹوریٹ، 2021
- 16..... گورنمنٹ 5: نیشنل سوسائٹی ڈائریکٹوریٹ، 2021
- 17..... گورنمنٹ 6: نیشنل سوسائٹی ڈائریکٹوریٹ، 2021
- 18..... گورنمنٹ 7: نیشنل سوسائٹی ڈائریکٹوریٹ، 2021
- 19..... گورنمنٹ 8: نیشنل سوسائٹی ڈائریکٹوریٹ، 2021
- 19..... گورنمنٹ 9: نیشنل سوسائٹی ڈائریکٹوریٹ، 2021
- 20..... گورنمنٹ 10: نیشنل سوسائٹی ڈائریکٹوریٹ، 2021
- 20..... گورنمنٹ 11: نیشنل سوسائٹی ڈائریکٹوریٹ، 2021
- 21..... گورنمنٹ 12: نیشنل سوسائٹی ڈائریکٹوریٹ، 2021
- 22..... گورنمنٹ 13: نیشنل سوسائٹی ڈائریکٹوریٹ، 2021
- 22..... گورنمنٹ 14: نیشنل سوسائٹی ڈائریکٹوریٹ، 2021
- 23..... گورنمنٹ 15: نیشنل سوسائٹی ڈائریکٹوریٹ، 2021
- 23..... گورنمنٹ 16: نیشنل سوسائٹی ڈائریکٹوریٹ، 2021
- 24..... گورنمنٹ 17: نیشنل سوسائٹی ڈائریکٹوریٹ، 2021
- 24..... گورنمنٹ 18: نیشنل سوسائٹی ڈائریکٹوریٹ، 2021
- 25..... گورنمنٹ 19: نیشنل سوسائٹی ڈائریکٹوریٹ، 2021
- 25..... گورنمنٹ 20: نیشنل سوسائٹی ڈائریکٹوریٹ، 2021
- 26..... گورنمنٹ 21: نیشنل سوسائٹی ڈائریکٹوریٹ، 2021
- 27..... گورنمنٹ 22: نیشنل سوسائٹی ڈائریکٹوریٹ، 2021





## دیناں دے ناپ و سواپ

تاجیکستان دے برصغیر پاک و ہند دے تاجیکوں کے لیے ایک نیا سفر ہے، جو ان کے لیے ایک نیا سفر ہے، جو ان کے لیے ایک نیا سفر ہے۔

تاجیکستان دے برصغیر پاک و ہند دے تاجیکوں کے لیے ایک نیا سفر ہے، جو ان کے لیے ایک نیا سفر ہے، جو ان کے لیے ایک نیا سفر ہے۔

2020 و س 2021 دے تاجیکستان دے برصغیر پاک و ہند دے تاجیکوں کے لیے ایک نیا سفر ہے، جو ان کے لیے ایک نیا سفر ہے، جو ان کے لیے ایک نیا سفر ہے۔

2020 و س 2021 دے تاجیکستان دے برصغیر پاک و ہند دے تاجیکوں کے لیے ایک نیا سفر ہے، جو ان کے لیے ایک نیا سفر ہے، جو ان کے لیے ایک نیا سفر ہے۔

2021 و س 2020 دے تاجیکستان دے برصغیر پاک و ہند دے تاجیکوں کے لیے ایک نیا سفر ہے، جو ان کے لیے ایک نیا سفر ہے، جو ان کے لیے ایک نیا سفر ہے۔

2021 و س 2020 دے تاجیکستان دے برصغیر پاک و ہند دے تاجیکوں کے لیے ایک نیا سفر ہے، جو ان کے لیے ایک نیا سفر ہے، جو ان کے لیے ایک نیا سفر ہے۔

2021 و س 2020 دے تاجیکستان دے برصغیر پاک و ہند دے تاجیکوں کے لیے ایک نیا سفر ہے، جو ان کے لیے ایک نیا سفر ہے، جو ان کے لیے ایک نیا سفر ہے۔

2021 و س 2020 دے تاجیکستان دے برصغیر پاک و ہند دے تاجیکوں کے لیے ایک نیا سفر ہے، جو ان کے لیے ایک نیا سفر ہے، جو ان کے لیے ایک نیا سفر ہے۔









دردوځو ښوونځی  
FACT SHEET

مخبرو ښوونځی ډیټا		
REGISTRATION PROCESS		
No of cases lodged	758	ډیټا ډیټا ډیټا
No. of cases initiated by the Commission	24	مخبرو ښوونځی ډیټا ډیټا ډیټا ډیټا ډیټا
Total no. of registered cases	782	مخبرو ښوونځی ډیټا ډیټا ډیټا ډیټا
No of cases carried forward from 2020	414	ډیټا ډیټا ډیټا ډیټا ډیټا
Completed in the Registration process	488	مخبرو ښوونځی ډیټا ډیټا ډیټا ډیټا
Decided to Investigate	269	ډیټا ډیټا ډیټا ډیټا
No of cases pending at Registration	445	ډیټا ډیټا ډیټا ډیټا ډیټا
ډیټا ډیټا ډیټا		
INVESTIGATION PROCESS		
No of cases carried forward from 2020	972	ډیټا ډیټا ډیټا ډیټا ډیټا
No. of cases investigated	100	ډیټا ډیټا ډیټا ډیټا ډیټا
No of cases pending at Investigation	1080	ډیټا ډیټا ډیټا ډیټا ډیټا
ډیټا ډیټا ډیټا		
CONCLUDED CASES		
No of cases concluded	588	ډیټا ډیټا ډیټا ډیټا ډیټا
No. of cases sent to PGO	22	ډیټا ډیټا ډیټا ډیټا ډیټا
No of offences in the cases forwarded to PGO	62	ډیټا ډیټا ډیټا ډیټا ډیټا ډیټا ډیټا
No of suspects involved in cases sent to PGO	60	ډیټا ډیټا ډیټا ډیټا ډیټا ډیټا ډیټا
No of returned cases from PG	13	ډیټا ډیټا ډیټا ډیټا ډیټا ډیټا
No. of recommendations given from investigated cases	284	ډیټا ډیټا ډیټا ډیټا ډیټا ډیټا ډیټا

جدو 1: تاج سكوسترو داسوؤ رنررر ررررر، 2021  
 Table 1: Number of Cases Lodged by Method, 2021

Mode of Complain	تاجو	داسوؤ رنرررر ررررر
	TOTAL	
Initiated by Commission	24	تاج سكوسترو رررررر ررررر
By attending the Commission	9	تاج سكوسترو رررررر ررررر
Via Phone	79	تاجو
Zero tolerance portal	80	تاج سكوسترو ررررر ررررر ررررر
Email	255	رررررر
Via Commission's Website	192	تاج سكوسترو ررررر ررررر ررررر
Audit Report	2	ررررر ررررر ررررر
Via Courier	141	ررررر ررررر ررررر ررررر



شماره 3: موارد ثبت شده بر اساس دستاوردهای ماهانه، 2021

Table 3: Cases Registered by Type, 2021

	Recruitment تعيين و استخدام		Procurement تعمیر و خرید		Land زمین		Land Leasing تعمیر و اجاره زمین		Island Leasing تعمیر و اجاره جزایر		License and Permits تراخيص و مجوزات		Trainings and Scholarships تعمیر و بورسیه		Loan Schemes تعمیر و تسهیلات		Elections and Campaigns انتخابات و کمپین		Salary and incentives تعمیر و پاداش		Utilizing public assets and finances تعمیر و استفاده از دارایی و منابع عمومی		Others سایر		
	Registered تعمیر	Concluded مختتم	Registered تعمیر	Concluded مختتم	Registered تعمیر	Concluded مختتم	Registered تعمیر	Concluded مختتم	Registered تعمیر	Concluded مختتم	Registered تعمیر	Concluded مختتم	Registered تعمیر	Concluded مختتم	Registered تعمیر	Concluded مختتم	Registered تعمیر	Concluded مختتم	Registered تعمیر	Concluded مختتم	Registered تعمیر	Concluded مختتم	Registered تعمیر	Concluded مختتم	
January	11	9	13	18	6	22	4	7	0	0	1	0	0	0	0	0	2	2	1	1	1	1	13	17	تعمیر
February	10	11	31	14	6	3	5	3	1	0	1	0	1	1	0	0	0	1	0	1	0	2	9	13	تعمیر
March	15	9	13	14	6	5	4	2	0	0	1	1	0	0	0	0	5	3	0	0	6	0	11	5	تعمیر
April	16	9	24	18	14	5	2	6	0	0	2	6	0	0	0	0	2	0	3	1	3	3	13	7	تعمیر
May	12	12	52	19	5	3	9	4	0	0	5	0	0	0	0	0	0	0	3	1	13	4	15	5	تعمیر
June	14	13	11	15	3	9	4	7	0	0	2	1	0	0	2	0	0	1	4	2	10	2	11	9	تعمیر
July	3	5	11	15	1	3	2	1	1	1	1	0	0	0	1	0	0	0	1	2	14	3	6	3	تعمیر
August	15	5	26	12	4	1	8	2	0	1	2	0	0	0	1	0	0	0	3	4	2	0	11	8	تعمیر
September	15	4	21	3	8	2	7	1	0	0	0	0	0	0	1	0	0	0	2	6	7	2	16	7	تعمیر
October	12	3	9	4	2	1	6	1	0	0	0	0	1	0	1	0	0	0	2	0	2	1	1	5	تعمیر
November	14	0	16	5	4	4	9	3	1	0	0	1	1	0	1	0	0	0	1	1	6	1	6	6	تعمیر
December	20	9	17	8	5	0	7	4	0	0	2	1	0	0	0	0	0	0	3	3	7	1	5	8	تعمیر
<b>TOTAL</b>	<b>157</b>	<b>89</b>	<b>244</b>	<b>145</b>	<b>64</b>	<b>58</b>	<b>67</b>	<b>41</b>	<b>3</b>	<b>2</b>	<b>17</b>	<b>10</b>	<b>3</b>	<b>1</b>	<b>7</b>	<b>0</b>	<b>9</b>	<b>7</b>	<b>23</b>	<b>22</b>	<b>71</b>	<b>20</b>	<b>117</b>	<b>93</b>	<b>تعمیر</b>





6: 2021 17 2021

Table 6: Details of Cases Concluded at Registration by Locality, 2021

Locality	Not to investigate further	To investigate	Referred to other institution	To be merged in an ongoing case	
Republic	439	221	49	48	
Male'	212	133	20	31	
Atolls	227	88	29	17	
North Thiladhunmathi (HA)	16	6	1	2	
South Thiladhunmathi (HDh)	12	2	2	0	
North Miladhunmadulu (Sh)	7	3	3	1	
South Miladhunmadulu (N)	10	3	0	0	
North Maalhosmadulu (R)	16	6	2	0	
South Maalhosamadulu (B)	9	3	2	0	
Faadhippolhu (Lh)	8	3	2	0	
Kaafu Atoll (K)	3	5	1	1	
North Ari Atoll (AA)	3	1	1	0	
South Ari Atoll (ADh)	7	2	0	0	
Felidhu Atoll (V)	10	1	0	0	
Mulakatholhu (M)	6	1	1	0	
North Nilandhe Atoll (F)	3	0	1	1	
South Nilandhe Atoll (Dh)	13	6	0	0	
Kolhumadulu (Th)	11	6	3	1	
Hadhhdhunmathi (L)	25	7	5	3	
North Huvadhu Atoll (GA)	20	10	2	2	
South Huvadhu Atoll (GDh)	23	14	1	1	
Fuvahmulah (Gn)	7	3	2	0	
Addu Atoll (S)	18	6	0	5	

جدول 7: صورتی نوعی دہرائی اور تہا دہرائی کے لیے 2021

Table 7: Types of Cases at Investigation Process, 2021

	Recruitment		Procurement		Land		Land Leasing		Island Leasing		License and Permits		Trainings and Scholarships		Loan Schemes		Elections and Campaigns		Salary and incentives		Utilizing public assets and finances		Others	
	Ongoing Investigation	Concluded	Ongoing Investigation	Concluded	Ongoing Investigation	Concluded	Ongoing Investigation	Concluded	Ongoing Investigation	Concluded	Ongoing Investigation	Concluded	Ongoing Investigation	Concluded	Ongoing Investigation	Concluded	Ongoing Investigation	Concluded	Ongoing Investigation	Concluded	Ongoing Investigation	Concluded	Ongoing Investigation	Concluded
January	84	2	466	2	47	0	68	0	19	0	23	0	5	0	5	0	7	0	21	0	70	0	179	2
February	86	0	478	3	47	1	69	0	19	0	23	0	5	0	5	0	7	0	22	0	73	1	183	1
March	85	2	474	9	45	2	72	0	20	0	24	0	6	0	5	0	7	0	22	1	74	2	185	5
April	84	1	485	3	48	0	72	0	20	0	24	0	6	0	5	0	7	0	22	0	72	1	184	1
May	83	1	484	2	48	0	71	1	20	0	24	0	5	1	5	0	8	0	22	0	71	1	184	1
June	83	0	484	0	48	0	70	1	20	0	24	0	5	0	5	0	8	0	22	0	71	0	183	1
July	84	1	487	2	50	0	70	0	20	0	24	0	5	0	5	0	8	0	22	0	71	0	182	2
August	88	0	487	4	52	0	70	1	20	0	23	1	4	1	5	0	8	0	22	0	86	0	189	1
September	86	2	481	6	50	2	69	1	20	0	23	0	4	0	5	0	8	0	22	0	87	2	189	0
October	86	0	484	1	50	0	70	0	21	0	23	0	4	0	5	0	8	0	25	0	89	0	191	1
November	84	2	478	6	50	1	70	0	21	0	23	0	4	0	5	0	8	0	25	0	91	1	190	2
December	86	0	494	7	51	1	74	0	21	0	24	1	4	0	5	0	8	0	25	0	96	1	192	2
<b>TOTAL</b>	<b>86</b>	<b>11</b>	<b>494</b>	<b>45</b>	<b>51</b>	<b>7</b>	<b>74</b>	<b>4</b>	<b>21</b>	<b>0</b>	<b>24</b>	<b>2</b>	<b>4</b>	<b>2</b>	<b>5</b>	<b>0</b>	<b>8</b>	<b>0</b>	<b>25</b>	<b>1</b>	<b>96</b>	<b>9</b>	<b>192</b>	<b>19</b>

Table 8: Investigations Conducted in Male', 2021

Table 8: Investigations Conducted in Male', 2021

Details	ޖަދުވަލު	ޤަނޫނީ ރިސާރޅުކުރުމުގެ ދަށުން
	Total	
No. of Cases	385	މަނުކުރުމުގެ ދަށުން
No. Field Visits	130	އިދާރާތަކުން ބޭނުންކުރާ ދަތުރުތަކުގެ ދަށުން
No. of summons	399	ޤަނޫނީ ފަންނުގެ ދަށުން ފޮނުވާ ޤަނޫނީ ފަންނުގެ ދަށުން
Summoned via a warrant	12	އިދާރާތަކުން ފޮނުވާ ޤަނޫނީ ފަންނުގެ ދަށުން
Summoned via Phone	386	ފޯމުގެ ދަށުން ފޮނުވާ ޤަނޫނީ ފަންނުގެ ދަށުން
No. of Suspects Summoned	94	ފޮނުވާ ޤަނޫނީ ފަންނުގެ ދަށުން ފޮނުވާ ޤަނޫނީ ފަންނުގެ ދަށުން
Summoned for information clarification	302	މަނުކުރުމުގެ ދަށުން ފޮނުވާ ޤަނޫނީ ފަންނުގެ ދަށުން
No. of Statements	386	ބަޔާންތަކުގެ ދަށުން

Table 9: Investigations Conducted at Atolls, 2021

Table 9: Investigations Conducted at Atolls, 2021

Details	ޖަދުވަލު	ޤަނޫނީ ރިސާރޅުކުރުމުގެ ދަށުން
	Total	
Atoll(s)	5	އަތޮޅު
Island(s)	48	ދަތުރު
Investigation teams	4	ޤަނޫނީ ރިސާރޅުކުރުމުގެ ދަށުން
No. of cases	94	މަނުކުރުމުގެ ދަށުން
No. of summons	203	ޤަނޫނީ ފަންނުގެ ދަށުން ފޮނުވާ ޤަނޫނީ ފަންނުގެ ދަށުން
Summoned via phone	203	ފޯމުގެ ދަށުން ފޮނުވާ ޤަނޫނީ ފަންނުގެ ދަށުން
No. of suspects summoned	40	ފޮނުވާ ޤަނޫނީ ފަންނުގެ ދަށުން ފޮނުވާ ޤަނޫނީ ފަންނުގެ ދަށުން
Summoned for information clarification	164	މަނުކުރުމުގެ ދަށުން ފޮނުވާ ޤަނޫނީ ފަންނުގެ ދަށުން
No. of statements	204	ބަޔާންތަކުގެ ދަށުން

2021 جھوٽو 10: سؤڪرڪر سؤج سؤو ڏيڻو (ايس.ايس.ايس) ڪر ريسٽر ڪوٺي ڏيڻو، 2021

Table 10: Investigations Conducted at the Southern Regional Office (SRO), 2021

Details	ڄڻو	ڪوٺي ڏيڻو سؤو
	Total	
No. of cases	37	ڏاڻوڪر ڪرڻو
No. of summons	51	ڪوٺي ڏيڻو سؤو سؤو ڪرڻو ڪرڻو ڪرڻو
Summoned via phone	47	ڏاڻوڪر ڪرڻو سؤو سؤو ڪرڻو ڪرڻو ڪرڻو
No. of suspects summoned	11	ڪوٺي ڏيڻو سؤو سؤو ڪرڻو ڪرڻو ڪرڻو
Summoned for information clarification	37	ڏاڻوڪر ڪرڻو سؤو سؤو ڪرڻو ڪرڻو ڪرڻو
No. of statements	48	ڪوٺي ڏيڻو ڪرڻو

2021 جھوٽو 11: ڪوٺي ڏيڻو سؤو ڏاڻوڪر ڪرڻو، 2021

Table 11: Details of Cases Concluded, 2021

Details	ڄڻو	ڏاڻوڪر ڪرڻو سؤو
	Total	
Total	588	ڄڻو
Not to investigate further	439	ڪوٺي ڏيڻو سؤو سؤو ڪرڻو
Referred to other institutions	51	ايس.ايس.ايس سؤو سؤو ڪرڻو
Dismissed due to insufficient evidence	75	ايس.ايس.ايس سؤو سؤو ڪرڻو سؤو ڪرڻو سؤو ڪرڻو
Concluded to be send to PG Office	21	ڪوٺي ڏيڻو سؤو سؤو ڪرڻو سؤو ڪرڻو سؤو ڪرڻو
Case closed due to no avenue to investigate further	2	ڪوٺي ڏيڻو سؤو سؤو ڪرڻو سؤو ڪرڻو سؤو ڪرڻو







جدو 17: پي جي آفيس ۾ موڪلڻ والين ڪيسن ۾ مالي قيمت جو ذريعو ٿيل رقم جو اٽل، 2021

Table 17: Amount of Monetary Value Involved in the Cases sent to Prosecutor General's Office, 2021

Details	Total تڪڙو	مجموعو
No. of Cases sent to PG which comprise a monetary value	16	پي جي آفيس ۾ موڪلڻ والين ڪيسن ۾ مالي قيمت جو ذريعو ٿيل رقم جو اٽل (ٽيڪس ۽ رڌڻيا)
Amount in the cases sent to PG	85,069,026.77	پي جي آفيس ۾ موڪلڻ والين ڪيسن ۾ مالي قيمت جو ذريعو ٿيل رقم جو اٽل
Amount sent to recover	1,369,000.00	پي جي آفيس ۾ موڪلڻ والين ڪيسن ۾ مالي قيمت جو ذريعو ٿيل رقم جو اٽل جو واپس آڻڻ لاءِ موڪلڻ والين ڪيسن ۾ مالي قيمت جو ذريعو ٿيل رقم جو اٽل

جدو 18: ادارن کان واپس آڻڻ لاءِ موڪلڻ والين ڪيسن ۾ مالي قيمت جو اٽل، 2021

Table 18: Amount of Monetary Value Claimed from Institutions, 2021

Details	Total تڪڙو	مجموعو
Amount claimed from concluded cases	2,182,565.78	ادارن کان واپس آڻڻ لاءِ موڪلڻ والين ڪيسن ۾ مالي قيمت جو اٽل
Number of Cases which comprise a monetary value to be recovered to the state	3	ادارن کان واپس آڻڻ لاءِ موڪلڻ والين ڪيسن ۾ مالي قيمت جو ذريعو ٿيل رقم جو اٽل جو واپس آڻڻ لاءِ موڪلڻ والين ڪيسن ۾ مالي قيمت جو ذريعو ٿيل رقم جو اٽل



Table 21: Number of Recommendations by Addressee, 2021

Table 21: Number of Recommendations by Addressee, 2021

	To change Policy تغيير السياسات	Reversing process عكس العملية	Administrative action on individual إجراء إداري على الأفراد	Asset recovery استرداد الأصول	Recommended to take actions يُنصح بالتدابير	For attention للمتابعة	Others أخرى	
Total	74	9	5	7	117	56	16	إجمالي
The President's Office	2	0	0	0	2	7	0	مكتب الرئيس
Peoples Majlis	0	0	0	0	1	0	0	مجلس الشعب
Judiciary	0	0	1	0	1	0	0	القضاء
Ministry of Education	7	0	0	0	14	4	3	وزارة التعليم
Ministry of Higher Education	0	0	0	0	0	0	1	وزارة التعليم العالي
Ministry of Health	0	0	0	0	8	2	1	وزارة الصحة
Ministry of Home Affairs	1	0	0	0	11	8	0	وزارة الداخلية
Ministry of Economic Development	0	0	0	0	3	3	0	وزارة التنمية الاقتصادية
Ministry of Defence	0	0	0	0	2	2	0	وزارة الدفاع
Ministry of Fisheries and agriculture	1	0	0	0	0	0	0	وزارة الثروة السمكية والزراعة
Ministry of Finance	0	0	1	1	9	5	3	وزارة المالية
Ministry of Islamic Affairs	1	0	0	1	0	0	0	وزارة الشؤون الإسلامية
Ministry of Foreign Affairs	0	0	0	0	0	1	0	وزارة الخارجية
Ministry of National Planning, Housing and Infrastructure	3	0	2	0	7	4	2	وزارة التخطيط والتنمية العمرانية والبنية التحتية
Ministry of Housing and urban development	1	0	0	0	0	0	0	وزارة الإسكان والتنمية الحضرية
Ministry of Housing and Infrastructure	2	0	0	0	0	0	0	وزارة الإسكان والبنية التحتية
Ministry of Youth, Sports and Community Empowerment	1	0	0	0	0	1	1	وزارة الشباب والرياضة وتمكين المجتمع
Ministry of Arts, Culture and Heritage	0	0	0	0	0	1	0	وزارة الثقافة والفنون والتراث
Independent Commissions	0	0	0	0	23	10	2	لجان مستقلة
City Councils	8	0	0	1	7	2	0	مجالس المدن
Atoll Councils	0	0	0	1	2	1	0	مجالس الجزر
Island Councils	17	8	0	0	19	5	3	مجالس الجزر
Public Companies	29	1	1	2	7	0	0	شركات عامة
Associations	1	0	0	1	1	0	0	جمعيات



Table 23: Number of Recommendations/Approvals Requested by Addressee, 2021

Table 23: Number of Recommendations/Approvals Requested by Addressee, 2021

	Request requests due to regulatory obligations	
<b>Total</b>	69	<b>69</b>
Judiciary	3	3
Ministry of Defense	1	1
Ministry of Higher Education	1	1
Ministry of Health	9	9
Ministry of Education	14	14
Ministry of Arts Culture and Heritage	1	1
Ministry of Youth, Sports and Community Empowerment	1	1
Ministry of Environment	1	1
City Councils	11	11
Atoll Councils	6	6
Island Councils	21	21



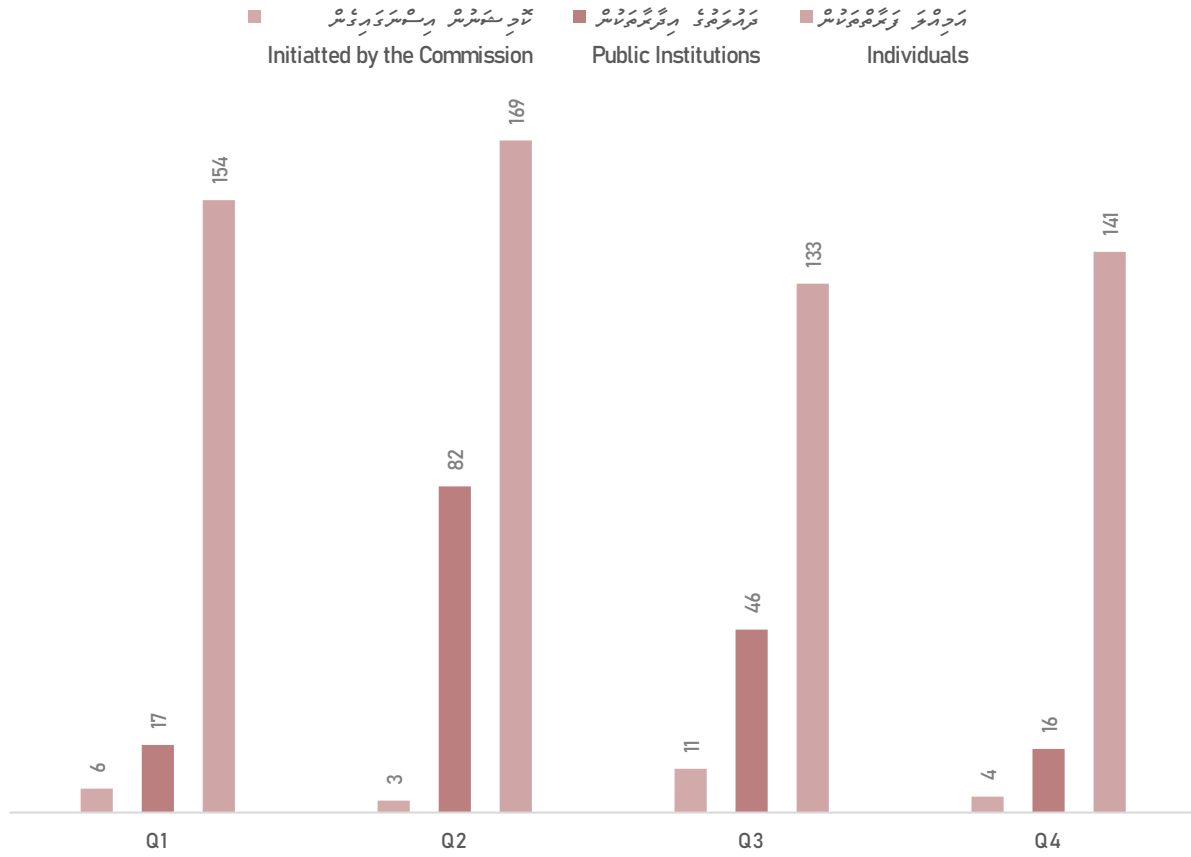






گٹوچ 1: سٲر سٲوچ سٲر سٲر ڈر سٲوچ سٲوچ، 2021

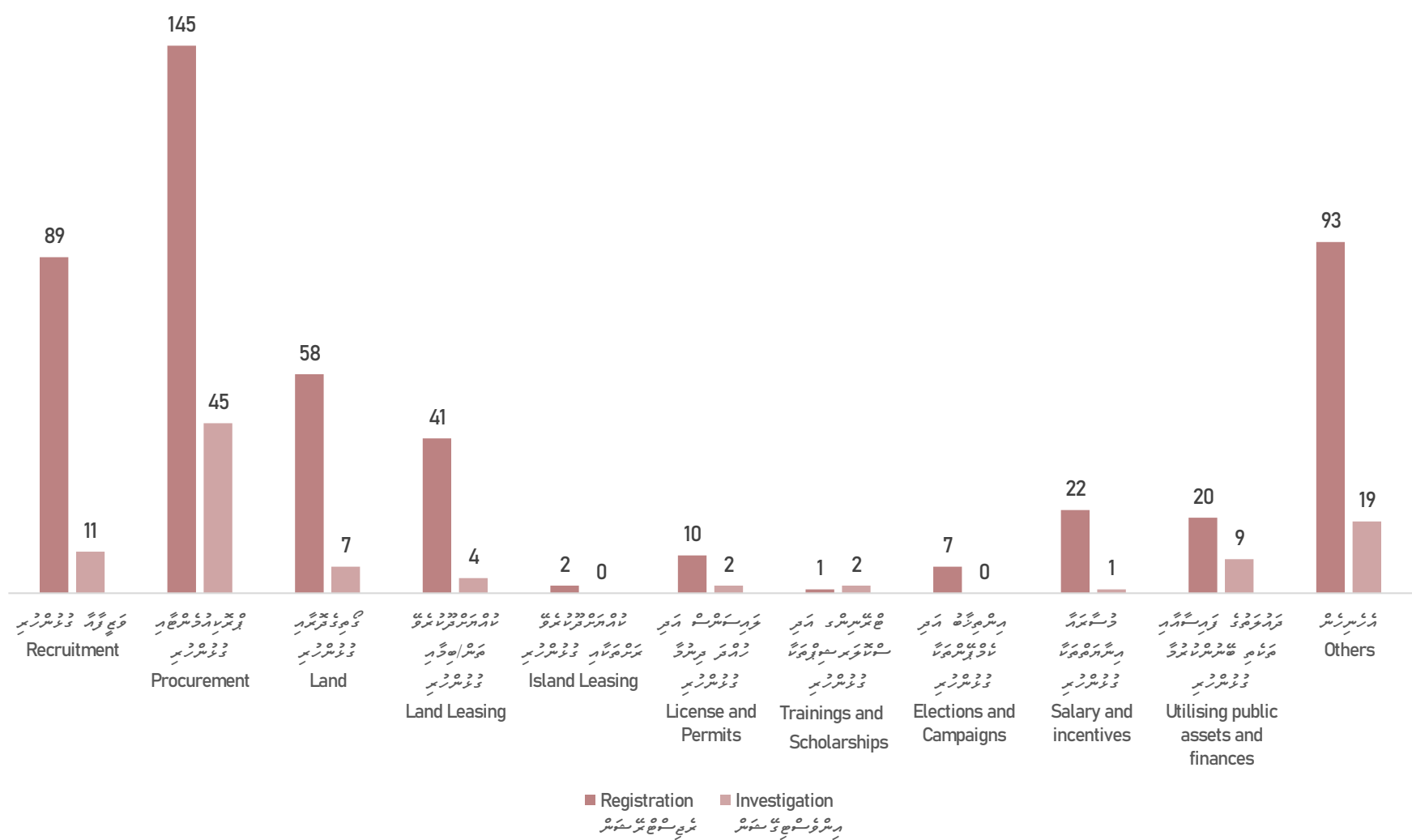
Chart 1: Registered Cases, 2021





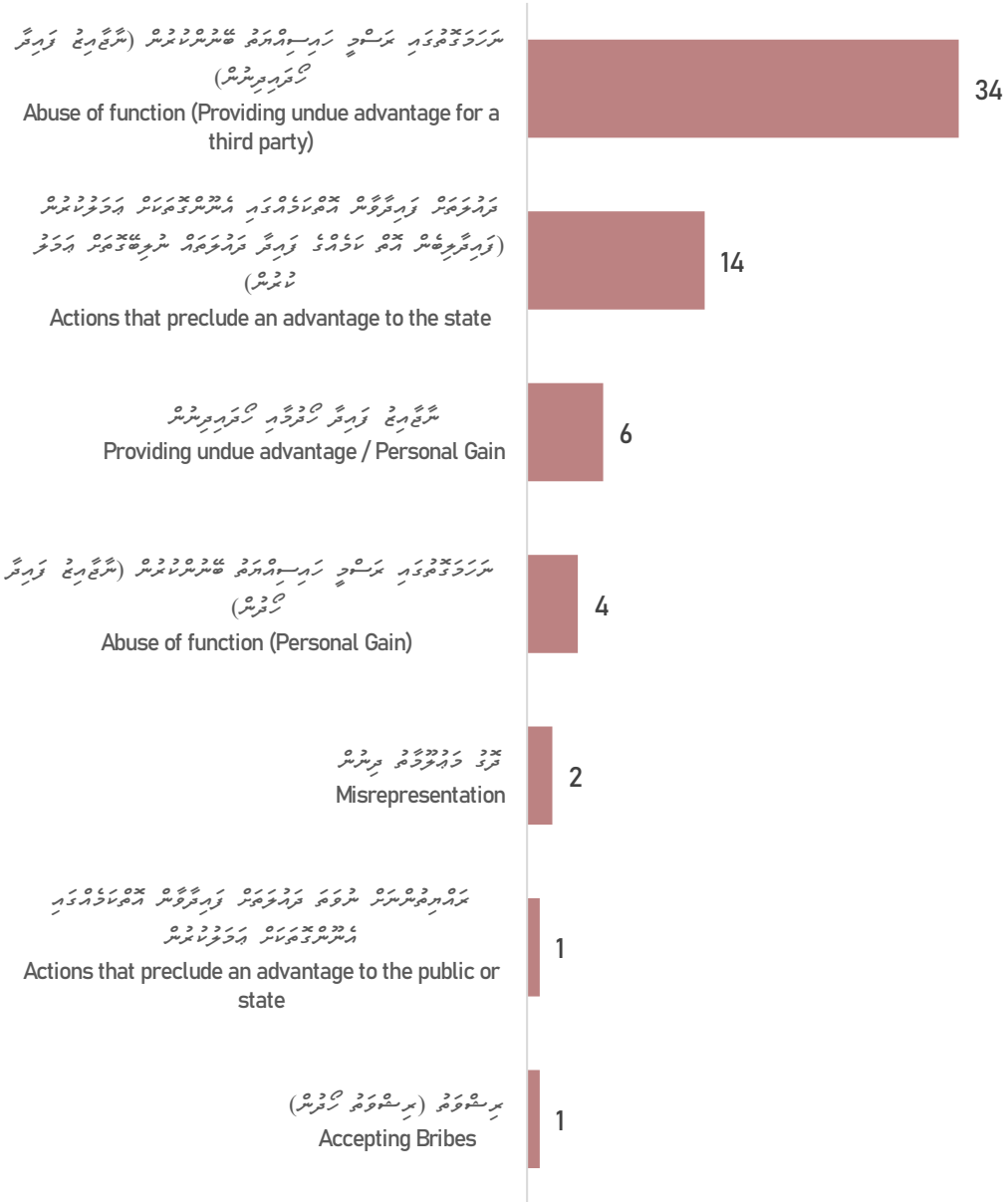
شکل 3: سرانجام داریس و ساریس داریس داریس داریس، 2021

Chart 3: Concluded Cases by Type, 2021



شکل 4: 2021 میں ارسال شدہ کیسوں میں جرائم کی انواع

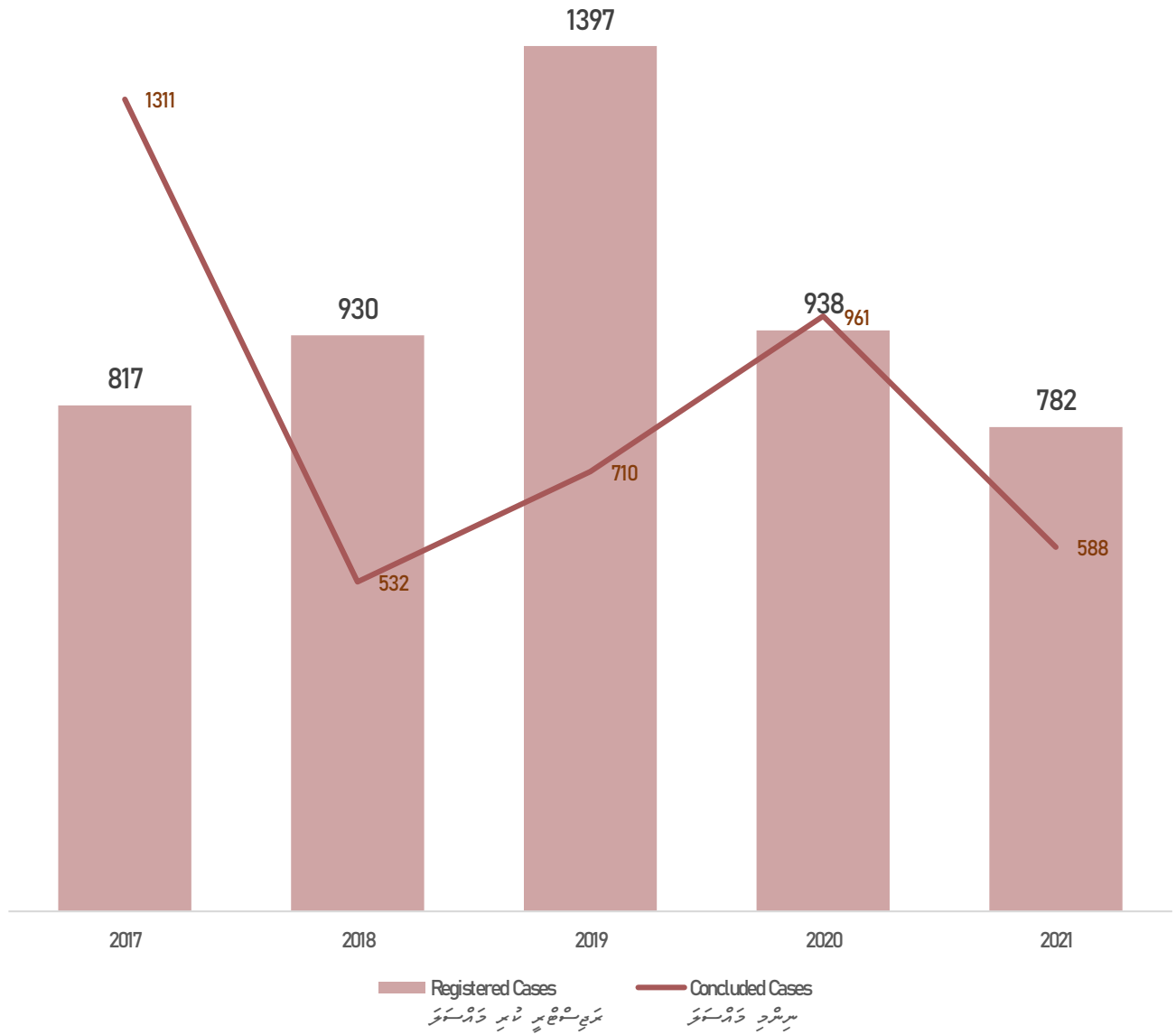
Chart 4: Types of Offences in cases sent to Prosecutor General's Office, 2021



تجزیہ و تحلیل 5 سالہ معیاریہ امتحان ریاضی کے نتائج

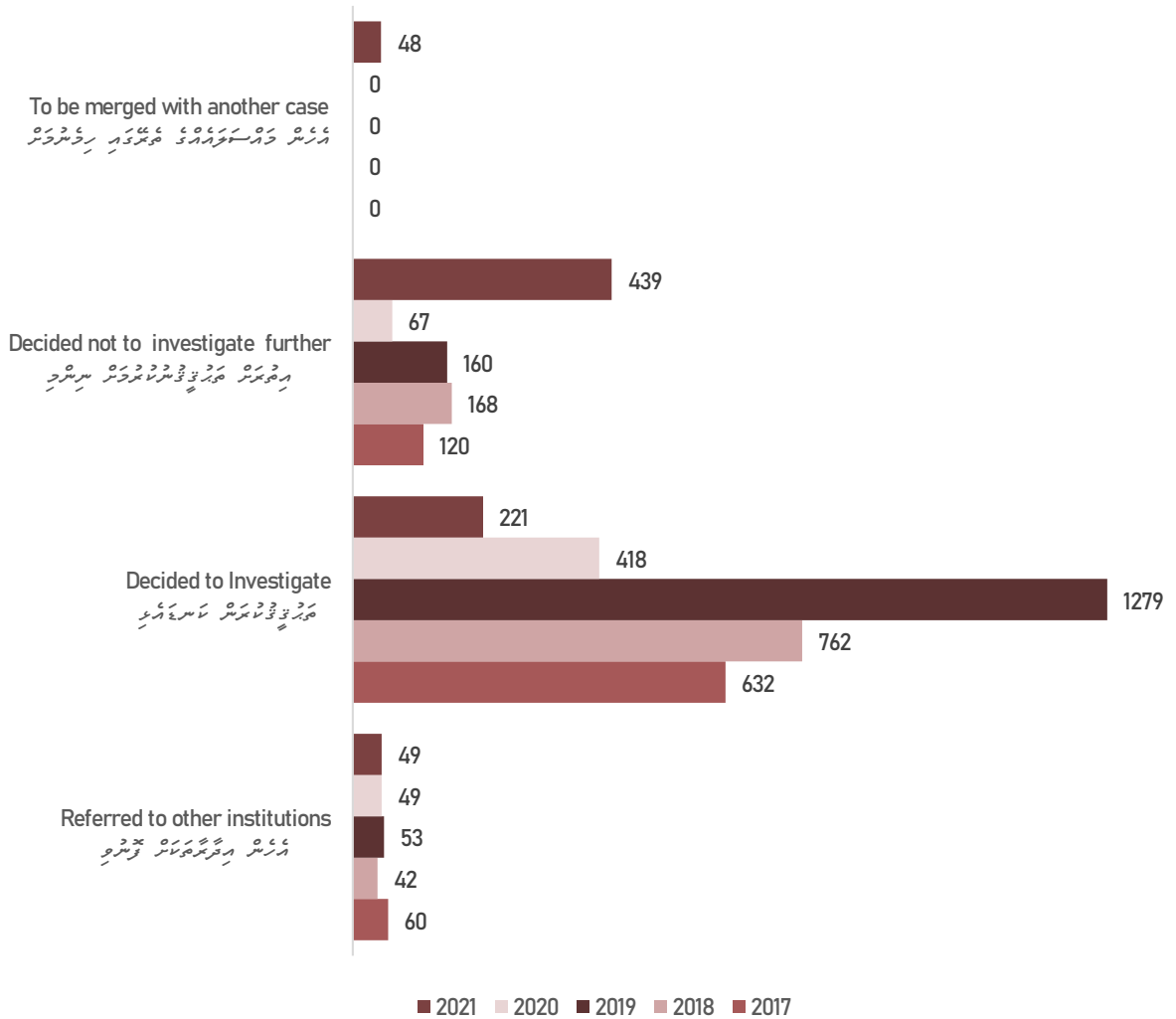
Statistical Comparison of Past Five Years

گچ 5: مکی سکی م نای رکی سکی و رکی سکی رکی رکی ، 2017-2021  
 Chart 5: Number of cases and registered and concluded, 2017-2021



شکل 6: کمیسیون کے فیصلے پر رجسٹرڈ کیسوں کا جائزہ، 2017-2021

Chart 6: Commission's decision on registered cases, 2017-2021



2021 کو اس امر پر توجہ دینا ضروری ہے کہ رجسٹرڈ کیسوں کی تعداد میں اضافہ ہوا ہے، جس کی وجہ سے کمیسیون کے سامنے آئے ہوئے کیسوں کی تعداد میں اضافہ ہوا ہے۔ اس کے علاوہ، کمیسیون نے 2021 میں 48 کیسوں کو دوسرے کیسوں کے ساتھ ضم کرنے کا فیصلہ کیا ہے۔

کمیسیون نے 2021 میں 439 کیسوں کو مزید تحقیق کرنے سے انکار کیا ہے، جبکہ 2020 میں 67، 2019 میں 160، 2018 میں 168 اور 2017 میں 120 کیسوں کو مزید تحقیق کرنے سے انکار کیا گیا تھا۔

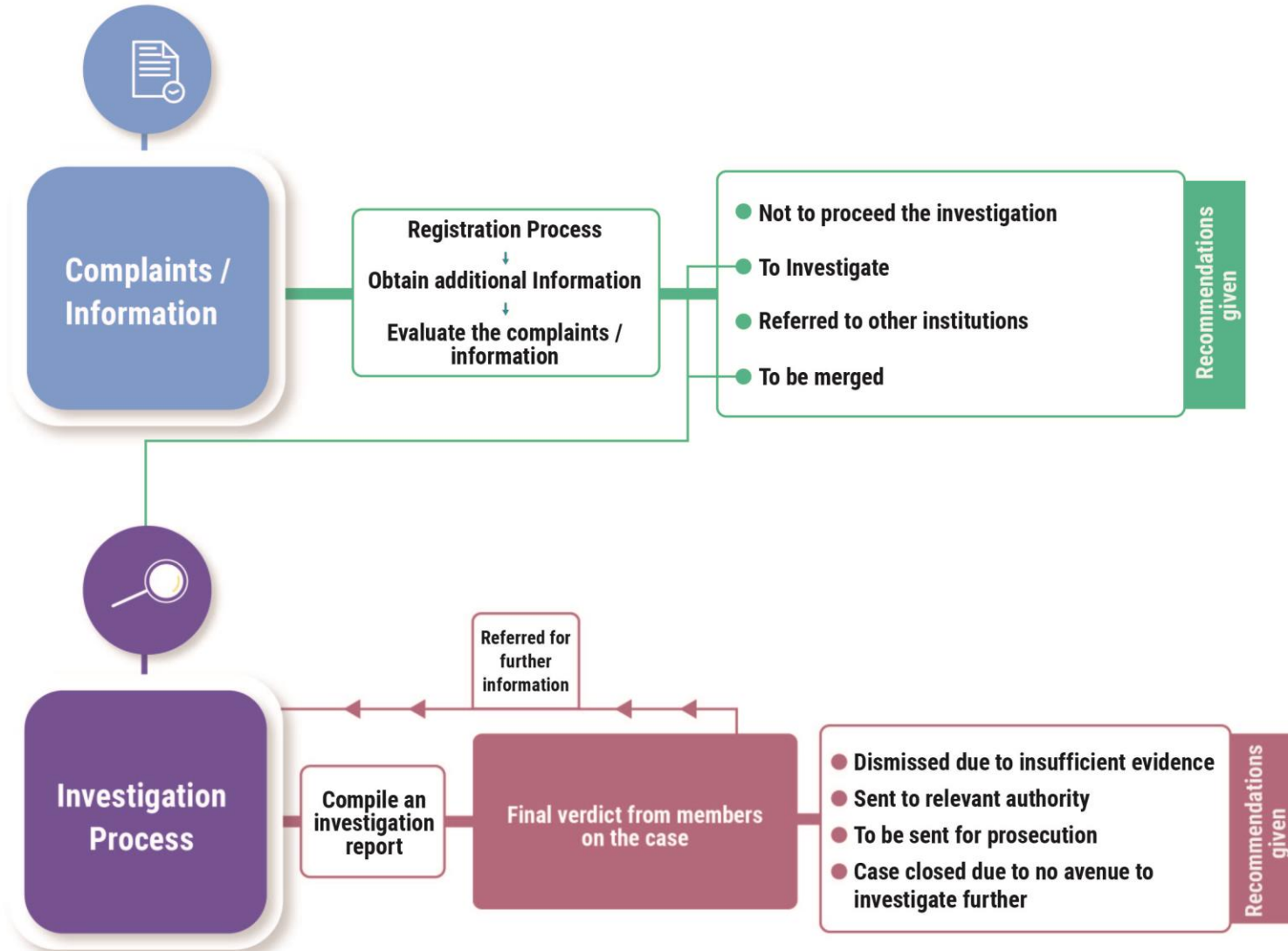
کمیسیون نے 2021 میں 221 کیسوں کی تحقیق کا فیصلہ کیا ہے، جبکہ 2020 میں 418، 2019 میں 1279، 2018 میں 762 اور 2017 میں 632 کیسوں کی تحقیق کا فیصلہ کیا گیا تھا۔

کمیسیون نے 2021 میں 49 کیسوں کو دیگر اداروں کو بھیج دیا ہے، جبکہ 2020 میں 49، 2019 میں 53، 2018 میں 42 اور 2017 میں 60 کیسوں کو بھیجا گیا تھا۔





## Process of Dealing with Complaints



Though the Commission decided to send 21 cases to be prosecuted, an additional case which was returned from Prosecutor General's (PG) office in 2020 for further investigation was forwarded to PG office in 2021. Hence, 22 cases were sent to the PG Office in 2021. These 22 cases hold 62 offenses which are subject to 60 people, with the most being accused of providing an undue advantage for a third party. However, only 4 cases were accepted from the PG Office and 9 cases were returned for further investigation. Another 4 cases were returned stating that there is no ground to prosecute.

In 2021, 3 cases were submitted to court for prosecution by PG Office.

Cases sent for prosecution involved a monetary value of MVR 85,069,026.77 (eighty-five million sixty-nine thousand and twenty-six rufiyaa seventy-seven Laari). From this value, MVR 1,369,000.00 (one million three hundred and sixty-nine thousand) is the amount that needs to be recovered to the state. The Commission also had sent notice for relevant institutions to recover 2,182,565.78 MVR (two million one hundred and eighty-two thousand five hundred and sixty-five rufiyaa seventy-eight Laari) for the state.

The commission had provided 314 recommendations to various relevant State Institutions of which 284 recommendations were from registration and investigation process. In addition to that, 30 recommendations were given from risk assessments and whitepapers.

In 2021, the Commission was successful in holding 51 sessions for 1775 participants which disseminated information on corruption prevention and building an integral society. This was implemented via the Civil Service Induction program, CMDA Directors Training program, sessions directed to State-Owned Enterprises, procurement sessions and School Integrity program, and the public awareness national campaign. Some of these sessions were taken online as per the new-normal policy.

The Research team worked on 4 research papers and published 2 papers and translated one guideline. Including the recommendations that are given to institutions from the publication and in the registration and the investigation process, a total of 314 recommendations were given in 2021.

## Executive Summary

The Anti-Corruption Commission has been vigilant on the vision of fostering a culture of integrity and maintaining its impartiality on taking legal action against the perpetrators of corruption. The year 2021 saw the continuation of the pandemic and had carried forward continuous challenges to implementing the work of the Commission at its best. Nevertheless, the Commission has persevered through these challenges and has reached new heights.

In 2021, the Commission experienced a 30 percent fall in the amount of cases reported and this is reflected in the total number of registered cases with a 16 percent drop. The total concluded by the Commission also experienced a fall by 38.8 percent. However, percentage concluded in the investigation process was increased by 33.33 percent.

The extension of restrictions due to COVID-19 prevented investigation in the atolls in the first two quarters of the year. However, with ease of restrictions, the investigation teams travelled to 5 atolls in the last two quarters of 2021.

With respect to the challenges, awareness programs were also mostly conducted virtually. A 24 percent increase in the awareness programs conducted was observed in 2021.

The Commission began the year with 1386 cases being carried forward from 2020. That is 414 cases from Registration and 972 from Investigation.

In 2021, 782 new cases were registered at the Commission from which, 24 cases were initiated by the Commission, 597 cases came from individuals, and 161 cases were from public institutions.

In the registration process 77 cases were concluded as they do not fall onto Commission's mandate and 362 cases were closed as they had no avenue to continue the investigation. Additional 49 cases were referred to other institutions, making a total of 488 concluded at the registration process.

A total of 100 cases were concluded at the investigation process where 2 cases were transferred to other institutions; 75 cases were declared as no corruption cases, 2 cases closed as the investigation could not be continued due to various reasons and 21 cases was decided to be sent to prosecution. Hence, the Commission concluded a total of 588 cases in 2021.

## Introduction

The Statistics Book of 2021 is the 7<sup>th</sup> edition of the annual statistics series of the Anti-Corruption Commission.

The book represents the work of the Commission on investigation and prevention done in 2021 in statistics.

This includes a set of five-year comparison charts, portraying the progress of the Commission over the years.

The book intends to inform the general public and stakeholders on the works undertaken by the Commission to promote transparency. The Commission believes that this book will help to archive Commission's data and will make it convenient for policy makers, educators, journalists and scholars to take informed decisions related to work done in the field of anti-corruption.

The biggest achievement with relation to statistics is the successful completion of the Commission's Statistics manual, which streamlined the methodology of how the data is collected. This subsequently brought significant changes in the data collection process. Simultaneously, the changes brought to the Investigation Department's structure also have segmented the data collection process and refined the flow of data collection.

Due to these changes, a five-year comparison might not be very accurate and these will be noted in the comparison chapter. However, this is a progress in terms of statistic collection and the challenges will be dissolved with the Statistics Manual.

Table 28: Corruption Prevention Program for Public Institutions, 2021 .....	31
Table 29: Focus Group Discussions with Institutions, 2021 .....	32
Table 30: Record Clearance, 2021 .....	32
Chart 1: Registered Cases, 2021.....	33
Chart 2: Concluded Cases, 2021 .....	34
Chart 3: Concluded Cases by Type, 2021 .....	35
Chart 4: Types of Offences in cases sent to Prosecutor General's Office, 2021 .....	36
Statistical Comparison of Past Five Years .....	37
Chart 5: Number of cases and registered and concluded, 2017-2021 .....	38
Chart 6: Commission's decision on registered cases, 2017-2021 .....	39
Chart 7: Concluded case 2017-2021.....	40
Chart 8: Number of cases sent to Prosecutor General's Office by type of charges, 2017-2021.....	41

# CONTENTS

Introduction .....	45
Executive Summary.....	44
Process of Dealing with Complaints .....	43
FACT SHEET .....	11
Table 1: Number of Complaints Lodged by Method, 2021.....	12
Table 2: Registered Cases, 2021 .....	13
Table 3: Cases registered by Type, 2021 .....	14
Table 4: Registered Cases by Addressee, 2021.....	15
Table 5: Number of Cases Registered by Locality, 2021 .....	16
Table 6: Details of Cases Concluded at Registration by Locality, 2021 .....	17
Table 7: Types of Cases at Investigation Process, 2021 .....	18
Table 8: Investigations Conducted in Male', 2021 .....	19
Table 9: Investigations Conducted at Atolls, 2021 .....	19
Table 10: Investigations Conducted at the Southern Regional Office (SRO), 2021 .....	20
Table 11: Details of Cases Concluded, 2021.....	20
Table 12: Number of Cases Concluded by Locality, 2021 .....	21
Table 13: Type of Offences in Concluded Cases by Investigation, 2021 .....	22
Table 14: Details of Cases sent to Prosecutor General's Office, 2021 .....	22
Table 15: Types of Charges in Cases sent to Prosecutor General's Office, 2021 .....	23
Table 16: Types of Offences sent to Prosecutor General's Office by Gender of Offenders, 2021 .....	23
Table 17: Amount of Monetary Value Involved in the Cases sent to Prosecutor General's Office, 2021 .....	24
Table 18: Amount of Monetary Value Claimed from Institutions, 2021 .....	24
Table 19: Cases returned from Prosecutor General's Office, 2021 .....	25
Table 20: Actions taken by Commission on returned Cases from Prosecutor General's Office, 2021.....	25
Table 21: Number of Recommendations by Addressee, 2021.....	26
Table 22: Number of Cases Pending by Locality, 2021 .....	27
Table 23: Number of Recommendations/Approvals Requested by Addressee, 2021 .....	28
Table 24: Corruption Prevention Program Conducted for Public Institutions, 2021 .....	29
Table 25: Public Procurement Familiarizing Sessions, 2021 .....	30
Table 26: School Integrity Program, 2021 .....	30
Table 27: Awareness Trainings and Workshops for State Owned Enterprises, 2021.....	37

**Published by:** Anti-Corruption Commission  
Third Floor, H. Sakeena Manzil  
Medhuziyaarai Magu, Male' 20127  
Maldives.  
Phone: 301 5200 / 301 5257  
Fax: 331 7182  
Email: [info@acc.gov.mv](mailto:info@acc.gov.mv)  
Website: [www.acc.gov.mv](http://www.acc.gov.mv)

**Compiled by:** Prevention and Research Unit  
**Data Compiled by:** Fathimath Nazeefa Saeed, Senior Research officer  
**Edited by:** Aishath Liva, Assistant Research Officer  
**Cover Page:** Saddam Naseem, Senior Graphic Designer

© Anti-Corruption Commission, March 2022

This publication may be produced in whole or in part in any form for education or non-profit uses, without special permission from the holder of copyright, provided the source is clearly acknowledged.



**ANTI-CORRUPTION COMMISSION**

# **Statistics 2021**

**Anti-Corruption Commission**

Male', Maldives



ANTI-CORRUPTION COMMISSION

# STATISTICS 2021



ANTI-CORRUPTION COMMISSION  
MALE', MALDIVES